

# 2015 Yearbook



## CONVENTION OF ATLANTIC BAPTIST CHURCHES

Healthy churches. Missional churches.

[baptist-atlantic.ca](http://baptist-atlantic.ca)

Organized as the Baptist Convention 1846  
Organized as the United Baptist Convention 1906

Oasis: Refreshment for the Journey  
August 20-23, 2015  
Acadia University, Wolfville, NS

**CONVENTION OF ATLANTIC BAPTIST CHURCHES**  
**2016 Budget Proposal**

|  | <b>2016<br/>Draft<br/>Budget</b> | <b>2015<br/>Approved<br/>Budget</b> | <b>2014<br/>Actual<br/>Receipts</b> |
|--|----------------------------------|-------------------------------------|-------------------------------------|
| Association Mission Projects             | 75,000                           | 85,000                              | 74,887                              |
| Atlantic Baptist Mission Board           | 225,000                          | 243,090                             | 185,702                             |
| Canadian Baptist Ministries              | 310,000                          | 360,000                             | 304,929                             |
| Union of French Baptist Churches         | 60,000                           | 70,000                              | 53,363                              |
| Crandall University                      | 70,000                           | 80,000                              | 60,986                              |
| Acadia Divinity College                  | 70,000                           | 80,000                              | 60,986                              |
| Baptist Historical Committee             | 10,000                           | 14,000                              | 12,197                              |
| Pastoral Ministry Department             | 80,277                           | 76,783                              | 76,596                              |
| Public Witness & Social Concern          | 27,551                           | 27,782                              | 25,773                              |
| Youth and Family Ministries              | 163,345                          | 150,600                             | 136,000                             |
| Administration                           | 235,000                          | 236,000                             | 218,100                             |
| Pension & Insurance Board                | 70,000                           | 80,000                              | 60,986                              |
| Council & Committees                     | 104,200                          | 115,200                             | 66,404                              |
| Executive Minister's Dept/Communications | 303,718                          | 300,137                             | 283,378                             |
| Oasis                                    | (10,000)                         | -                                   | (18,244)                            |
| New Congregations & Church Renewal       | 405,958                          | 433,135                             | 409,786                             |
| Clergy Formation & Wellness              | 129,827                          | 128,255                             | 100,816                             |
| Intercultural Ministries                 | 46,341                           | 54,224                              | 44,702                              |
|  | <b>2,376,218</b>                 | <b>2,534,206</b>                    | <b>2,157,347</b>                    |

Increase From 2015 Budget =       -6.23%  
Increase From 2014 Actual =       10.15%



Dear Friends,

We have a vision of **Healthy Churches, Missional Churches** thriving and growing throughout Atlantic Canada. Our mission is to *Impact Leaders, Infuse Culture and Ignite Mission* as we bring people to Christ and, bring Christ to our communities in the Twenty-First Century. As a family of churches we have embraced aggressive goals for the year 2025. These goals consist of the following:

1. Sixty-five new congregations birthed by 2025.
2. Eighty per cent of CABC churches demonstrating a missional culture.
3. Actively developing effective, healthy Pastoral leadership.
4. Identifying, supporting and challenging effective, strong churches and volunteers to share resources with other churches for collaborative renewal.
5. Creating a Convention structure that adapts to changes but is sufficient to undergird the ministry of CABC churches.

We are seeing these goals being fulfilled before our eyes and it is wonderful to witness God at work. Pastor's lives and ministries are being strengthened as they work with Rev. Cheryl Ann Beals and take time for Spiritual Formation, prayer, reflection and peer group activity. More new congregations are coming into existence and we are hearing incredible stories about churches engaging their community through various means of outreach.

In your hands is the 2014 Yearbook of our Convention of Atlantic Baptist Churches. The comprehensive financial reports found in this book are a tangible expression of our desire to be accountable to the delegates from the churches that own and support our Convention. We are grateful to your congregation for its ongoing financial support and we want to be as transparent as possible in order to help all those involved in our partnership see how carefully all contributions are treated.

Also included in this Yearbook are some missional stories and statistics from our churches which you may find interesting and brief reports from our various ministries. If you would like a more complete picture of our current ministries we would encourage you to browse our website ([www.baptist-atlantic.ca](http://www.baptist-atlantic.ca)) at your leisure and to sign up to receive a free monthly email update from our Convention containing news and information about upcoming events and initiatives.

May God bless you as you serve him and share in his work here in Atlantic Canada!

Sincerely in Christ,

Dr. Peter Reid  
Executive Minister

# **2015 Year Book**

*of the*

## **Convention of Atlantic Baptist Churches**

*Organized as the Baptist Convention 1846  
Organized as the United Baptist Convention 1906*

*Headquarters:  
1655 Manawagonish Road, Saint John, NB E2M 3Y2  
Telephone: (506)635-1922  
Fax: (506)635-0366  
E-Mail: [cbc@baptist-atlantic.ca](mailto:cbc@baptist-atlantic.ca)*

**Oasis 2015**  
*Acadia University  
Thursday, August 20<sup>th</sup> – Sunday, August 23<sup>rd</sup>*



**Rev. Dr. Peter Reid**  
**Executive Minister**



**Rev. Michael Palmer**  
**Convention President**

**Editor: Dr. Peter Reid**  
**CN ISSN 0082-7843**

## TABLE OF CONTENTS

### **Section A: Records, Regulations & Ministry**

|   |           |
|---|-----------|
| Convention of Atlantic Baptist Churches Record .....                      | Page A-1  |
| General Operating Bylaw .....   | Page A-7  |
| Regulations Concerning the Ministry.....                                  | Page A-8  |
| Guidelines Governing the Granting of Permission to Perform Marriages..... | Page A-36 |
| Scholarships and Bursaries for Pastors and Students.....                  | Page A-37 |

### **Section B: CABC Assembly Minutes**

|   |           |
|---|-----------|
| Minutes of 2014 Assembly (Oasis 2014) ..... | Page B-1  |
| Highlights of 2014 ABW Convention .....     | Page B-22 |

### **Section C: CABC Financial Statement**

|                                    |          |
|------------------------------------|----------|
| Report of the CABC Treasurer ..... | Page C-1 |
|------------------------------------|----------|

### **Section D: CABC Council, Executive Minister & Departments**

|   |           |
|---|-----------|
| Report of the CABC Council.....         | Page D-1  |
| Executive Minister’s Report .....       | Page D-3  |
| CABC Fund - 2016 Proposed Budget.....   | Page D-8  |
| Youth and Family Ministries .....       | Page D-9  |
| Public Witness and Social Concern ..... | Page D-12 |
| Atlantic Baptist Mission Board.....     | Page D-16 |
| Pension and Insurance Board .....       | Page D-18 |
| Inter-cultural Ministries.....          | Page D-22 |
| Clergy Formation and Wellness .....     | Page D-23 |

### **Section E: Committees, Boards & Organizations of the CABC**

|  |           |
|--|-----------|
| Board of Ministerial Standards .....   | Page E-1  |
| Examining Council for Ordination ..... | Page E-3  |
| CABC Nominating Committee .....        | Page E-4  |
| Baptist Historical Committee .....     | Page E-5  |
| Atlantic Baptist Housing.....          | Page E-6  |
| Atlantic Baptist Foundation .....      | Page E-9  |
| Crandall University.....               | Page E-11 |
| Acadia Divinity College.....           | Page E-14 |
| Obituaries.....                        | Page E-18 |

### **Section F: National and International Ministries**

|  |          |
|--|----------|
| Canadian Baptist Ministries .....      | Page F-1 |
| Union of French Baptist Churches ..... | Page F-5 |

### **Section G: Church Missional Stories and Statistics**

|                                    |            |
|------------------------------------|------------|
| Church Missional Stories.....      | Page G-1   |
| Church Membership Statistics ..... | Page SM- 1 |
| Church Financial Statistics.....   | Page SF-1  |

e

e

**SECTION A**

e

**RECORDS, REGULATIONS & MINISTRY**

### Convention of Atlantic Baptist Churches Record

In the Union of 1905-06, three streams of Atlantic Baptists came together to form the United Baptist Convention of the Maritime Provinces, which became the United Baptist Convention of the Atlantic Provinces in 1963, and the Convention of Atlantic Baptist Churches in 2001. The three streams were the Baptist Convention of the Maritime Provinces, The Free Christian Baptist Conference of New Brunswick, and the Free Baptist Conference of Nova Scotia. The Yearbooks of the United Baptist Convention of the Maritime Provinces after the Union continued to date the number of Convention Assemblies, not from the date of the Union, but from the founding of the Baptist Convention of Nova Scotia, New Brunswick, and Prince Edward Island. The Convention Record published in the Yearbooks has made no mention of the two Free Baptist Conferences prior to the Union. However, in honour of the 100<sup>th</sup> Anniversary of the Union, the Convention Record this year shows for the first time the three streams prior to 1905-06.

**1. The Record of the Baptist Convention of Nova Scotia, New Brunswick, and Prince Edward Island, later called the Baptist Convention of the Maritime Provinces (Regular Baptists) - 1846 to 1905.** The Baptist Convention was formed through the union of the Regular Baptist Association of New Brunswick and the Regular Baptist Association of Nova Scotia and Prince Edward Island in 1846.

### Places and Years of Meetings

#### In Nova Scotia

|                            |                        |
|----------------------------|------------------------|
| Yarmouth:                  |                        |
| First.....                 | 1857, 1871, 1881, 1902 |
| Temple.....                | 1890                   |
| Halifax:                   |                        |
| First.....                 | 1869, 1883             |
| North.....                 | 1900                   |
| Wolfville.....             | 1851, 1877, 1888       |
| Nictaux.....               | 1847, 1853, 1861       |
| Amherst.....               | 1863, 1883, 1898       |
| Bridgetown.....            | 1849, 1892             |
| Liverpool.....             | 1855                   |
| Berwick.....               | 1865, 1896             |
| Bear River.....            | 1875, 1894             |
| Truro: First.....          | 1879, 1904             |
| Canard.....                | 1859                   |
| Middleton: Pine Grove..... | 1867                   |
| Windsor.....               | 1873                   |

#### In New Brunswick

|                     |                              |
|---------------------|------------------------------|
| Saint John:         |                              |
| Germain St.....     | 1846, 1858, 1868, 1895       |
| Brussels St.....    | 1854, 1866, 1886             |
| Main St.....        | 1850, 1856, 1874, 1897       |
| Leinster St.....    | 1864, 1882, 1903             |
| Fredericton.....    | 1848, 1870, 1878, 1889, 1899 |
| Sackville.....      | 1852, 1860, 1876             |
| St. Stephen.....    | 1872                         |
| Hillsboro.....      | 1880                         |
| St. Martins.....    | 1893                         |
| Moncton: First..... | 1862, 1884, 1891, 1901       |

#### In Prince Edward Island

|                    |            |
|--------------------|------------|
| Charlottetown..... | 1887, 1905 |
|--------------------|------------|

### Presidents

|                              |                   |                                |            |
|------------------------------|-------------------|--------------------------------|------------|
| Rev. T. S. Harding.....      | 1846 - 1851       | Theo H. Rand, DCL.....         | 1875, 1881 |
| Rev. C. Tupper, DD.....      | 1852, 1858 - 1859 | Avard Longley, MP.....         | 1876, 1880 |
| Rev. Samuel Robinson.....    | 1853, 1865        | Rev. George Armstrong, MA..... | 1877       |
| Rev. John Davis.....         | 1854, 1864        | Rev. S. W. DeBlois, MA.....    | 1878       |
| Rev. Joseph Crandall.....    | 1855 - 1857       | Charles F. Clinch, Esq.....    | 1879       |
| Rev. I. E. Bill, DD.....     | 1860, 1863, 1873  | Thomas M. King, Esq.....       | 1882       |
| Hon. J. W. Johnstone.....    | 1861, 1862, 1866  | John March, Esq.....           | 1883       |
| Rev. Chas. Spurden, DD.....  | 1867              | Rev. A. W. Sawyer.....         | 1884       |
| Rev. E. A. Crawley, DD.....  | 1868              | Arthur Simpson, Esq.....       | 1885       |
| Rev. J. M. Cramp, DD.....    | 1869              | B. H. Eaton, MA, KC.....       | 1886       |
| Rev. D. McN. Parker, MD..... | 1870              | Prof. R. V. Jones, PhD.....    | 1887       |
| John H. Harding.....         | 1871              | Herbert C. Creed, DLitt.....   | 1888       |
| Rev. G. A. Day, MD.....      | 1872              | Edwin D. King, MA, KC.....     | 1889       |
| Hon. Jonathan McCully.....   | 1874              | Rev. Calvin Goodspeed, DD..... | 1890       |

Chas. B. Whidden, Esq..... 1891  
 Rev. J. A. Gordon, DD ..... 1892  
  
 Rev. D. G. McDonald, BTh ..... 1893  
 Rev. Jos. H. Saunders, DD..... 1894  
 Jonathan L. Parsons, BA ..... 1895  
 Rev. Geo. O Gates, DD..... 1896  
 Rev. E. M. Kierstead. DD ..... 1897

Rev. John C. Spurr ..... 1898  
 Hon. H. R. Emmerson, MA..... 1899  
 Colin W. Roscoe, MA..... 1900  
 J. J. Wallace, Esq..... 1901  
 Rev. E. M. Saunders, DD..... 1902  
 Rupert H. Haley, BA..... 1903  
 William Cummings ..... 1904  
 Rev. George R. White, BA..... 1905

**Secretaries**

Rev. I. E. Bill..... 1846 -1850, 1852 - 1854  
 Rev. Samuel Elder ..... 1846 - 1849  
 Rev. E. D. Very..... 1850  
 Rev. William E. Hall .....1851, 1852, 1854  
 Rev. George Armstrong, DD..... 1853  
 Rev. John Davis, MA..... 1855 - 1856  
 Rev. David Nutter..... 1855  
 Rev. S. W. DeBlois, DD.....1856, 1857, 1860 - 1861  
 Rev. A. H. Munro..... 1857  
 Rev. Stephen March ..... 1857  
 Rev. Henry Angell..... 1858  
 Rev. Robert D. Porter ..... 1859  
 Jas. E. Masters, Esq. .... 1859  
 Rev. Isa. Wallace, DD..... 1860, 1862, 1866 - 1869  
 Rev. E. Budd DeMill..... 1861

Rev. E. C. Cady.....1862, 1864, 1865 - 1866  
 Rev. S. Bransford Kempton, DD..... 1863 - 1864  
 Rev. Thomas Todd..... 1863  
 Rev. I. Judson Skinner..... 1865  
 John F. Masters, Esq..... 1867  
 Rev. W. S. McKenzie ..... 1868 -1869  
 Rev. George M. W. Carey, DD ..... 1870  
 Prof. D. F. Higgins, PhD.....1870, 1871, 1873, 1875  
 Rev. William B. Boggs, DD ..... 1871 - 1872  
 Herbert C. Creed, DLitt.....1874, 1891, 1896 - 1905  
 John March, Esq. .... 1875 - 1876  
 Rev. A. Cahoon, MA, DD..... 1877  
 Joshua Goodwin, BA..... 1878  
 Rev. E. M. Kierstead, DD..... 1879 - 1896  
 Ingram B. Oakes, MA, DCL..... 1890

**2. The Record of the Free Baptist General Conference of New Brunswick - 1832 to 1905**

The Christian Conference of New Brunswick was founded in 1832. The name was changed to The Free Christian Baptist Conference of New Brunswick in 1847 and to The Free Baptist General Conference of New Brunswick in 1898. From 1835 to 1849, the General Conference met twice a year as the Upper Conference and the Lower Conference.

**Places and Years of Meetings**

Victoria Corner, Wakefield ..... 1832  
 Queensbury..... 1833  
 Millstream..... 1834

**Upper Conference**

Wakefield ..... 1835, 1836 1840, 1846(special), 1847  
 Southampton ..... 1837, 1848  
 Brighton ..... 1838, 1844  
 Queensbury..... 1839, 1843  
 Douglas ..... 1841  
 Woodstock ..... 1842, 1846  
 Nashwaak..... 1845, 1849

**Lower Conference**

Nashwaak..... 1835  
 Little River, Lower Hampstead ..... 1836  
 Mouth of Oromocto, Burton Parish ..... 1837, 1841  
 Upper Sussex..... 1838, 1840, 1845  
 Hampstead ..... 1839, 1844  
 Upper Hampstead..... 1842, 1848  
 Millstream ..... 1843  
 South Branch Oromocto River (Blissville)..... 1846  
 Midland, Springfield Parish ..... 1847  
 Studholm..... 1849



**1850 - 1905**

|   |                              |                                 |                  |
|---|------------------------------|---------------------------------|------------------|
| Lincoln.....                            | 1850, 1872                   | Presque Isle, Carleton Co.....  | 1869             |
| Wakefield.....                          | 1851                         | Saint John, First Church.....   | 1871             |
| Saint John.....                         | 1852                         | Waterville, Carleton Co.....    | 1873, 1902       |
| Woodstock.....                          | 1853, 1860, 1879, 1895       | Tracey Mills, Carleton Co.....  | 1874, 1883, 1894 |
| Hampstead.....                          | 1854, 1870, 1878, 1889, 1900 | Penobsquis.....                 | 1877             |
| Jacksontown.....                        | 1855                         | Middle Southampton.....         | 1880             |
| North Branch Oromocto.....              | 1856                         | North Head, Grand Manan.....    | 1881             |
| Saint John, Waterloo St.....            | 1857, 1893, 1905             | Sussex.....                     | 1885, 1898       |
| Victoria Corner.....                    | 1858, 1866, 1876 1882        | Midland.....                    | 1887             |
| Millstream.....                         | 1859, 1875, 1890             | Blissville.....                 | 1888             |
| Douglas.....                            | 1861                         | Marysville.....                 | 1891, 1901       |
| Carleton, Saint John.....               | 1862, 1886                   | Corn Hill.....                  | 1892             |
| Southampton.....                        | 1863                         | Waterloo St., Saint John.....   | 1893, 1905       |
| Fredericton.....                        | 1864, 1884, 1897             | Victoria St., Saint John.....   | 1896             |
| Five Points, Coverdale.....             | 1865                         | Saint John West.....            | 1899             |
| South Branch Oromocto (Blissville)..... | 1867                         | Lower Millstream.....           | 1903             |
| Springfield (Midland).....              | 1868                         | Tracey Station, Sunbury Co..... | 1904             |

**Moderators/Chairmen**

|                             |                              |                             |                        |
|-----------------------------|------------------------------|-----------------------------|------------------------|
| Elder Samuel Nutt.....      | 1832, 1834                   | Rev. G. W. MacDonald.....   | 1874                   |
| Elder H Cronkhite.....      | 1833                         | Rev. Joseph MacLeod.....    | 1875, 1883, 1889, 1905 |
| Elder J. Hamilton.....      | 1835                         | Rev. T. VanWart.....        | 1877                   |
| Elder A. Mersereau.....     | 1836, 1840, 1841, 1844, 1847 | Rev. A. Kinney.....         | 1878                   |
| Elder Samuel Hartt.....     | 1837, 1839, 1852, 1854, 1856 | Rev. C. T. Phillips.....    | 1879, 1888             |
| Elder S. Cronkhite.....     | 1838, 1846                   | Rev. J. W. Clark.....       | 1885                   |
| Leonard Slipp.....          | 1842                         | Rev. William Downey.....    | 1887                   |
| Elder Charles McMullin..... | 1843, 1848, 1849, 1853       | Rev. A. C. Thompson.....    | 1891                   |
| Elder J. Noble.....         | 1845                         | Rev. William DeWare.....    | 1892                   |
| Elder Abner Mersereau.....  | 1850                         | Rev. J. Wesley Clarke.....  | 1893                   |
| Elder Edward Wayman.....    | 1851                         | Rev. G. F. Currie.....      | 1894                   |
| Rev. Benjamin Merritt.....  | 1855, 1858-1859, 1861-1863   | Rev. G. W. Foster.....      | 1895                   |
| Rev. Joseph Noble.....      | 1857, 1869, 1890             | Rev. B. H. Nobles.....      | 1896                   |
| Rev. E. McLeod.....         | 1860, 1864                   | Rev. G. Swim.....           | 1897                   |
| Rev. G. A. Hartley.....     | 1865, 1866, 1870, 1876       | Rev. F. C. Hartley.....     | 1998                   |
| .....                       | 1882, 1886, 1899             | Rev. W. H. Perry.....       | 1900                   |
| Rev. John Perry.....        | 1867                         | Rev. David Long.....        | 1901                   |
| Rev. J. T. Parsons.....     | 1868, 1880                   | Rev. F. G. Francis.....     | 1902                   |
| Rev. Freeman Babcock.....   | 1871                         | Rev. Abram Perry.....       | 1903                   |
| Rev. John E. Reud.....      | 1872, 1881, 1884             | Rev. J. Bolton Daggett..... | 1904                   |
| Rev. A. Taylor.....         | 1873                         |                             |                        |

**Clerks/Recording Secretaries**

(Clerks/Recording Secretaries not available for the years 1832-1849)

|                      |             |                             |             |
|----------------------|-------------|-----------------------------|-------------|
| Richard Holmes.....  | 1850        | Prof. George E. Foster..... | 1874 - 1880 |
| B. J. Underhill..... | 1851 - 1872 | Major D. McLeod Vince.....  | 1881 - 1905 |

**3. Free Baptist Conference of Nova Scotia - 1866 to 1906**

The Free Baptist Conference of Nova Scotia was founded in 1866 through the union of the Free Will Baptist denomination of Nova Scotia (founded in 1840) and the Free Christian Baptist denomination of Nova Scotia (founded in 1837).

### Places and Years of Meetings

|                         |                              |                                      |                        |
|-------------------------|------------------------------|--------------------------------------|------------------------|
| Barrington .....        | 1866, 1871, 1881, 1889, 1899 | Clark's Harbour.....                 | 1877, 1887, 1893, 1902 |
| Kemptville, .....       | 1867, 1883, 1894, 1904       | Centreville, Cape Sable Island ..... | 1882, 1890             |
| Cape Sable Island ..... | 1868                         | Argyle .....                         | 1884                   |
| Beaver River .....      | 1869, 1879, 1886, 1891       | Port La Tour.....                    | 1885, 1895             |
| Port Medway.....        | 1870, 1876, 1896             | Yarmouth.....                        | 1888, 1897             |
| Canning .....           | 1872, 1878, 1898             | Lower Argyle.....                    | 1892                   |
| Session Hill .....      | 1873                         | Pubnico.....                         | 1903                   |
| Glenwood.....           | 1874, 1901                   | Shag Harbour.....                    | 1905                   |
| Caledonia .....         | 1875, 1880, 1900             | Yarmouth .....                       | 1906                   |

#### Moderators

|                           |                  |                              |            |
|---------------------------|------------------|------------------------------|------------|
| Rev. G. E. Eaton.....     | 1866 - 1867      | Rev. C. B. Atwood.....       | 1887       |
| Rev. W. M. Knollin.....   | 1868, 1874       | Albert Gayton, Esq. MPP..... | 1888       |
| Rev. D. Oram .....        | 1869             | Rev. J. L. Smith.....        | 1892       |
| Rev. C. Knowles .....     | 1870             | Rev. T. H. Siddall.....      | 1893, 1896 |
| Rev. W. Downey .....      | 1871             | Rev. G. M. Wilson .....      | 1894, 1903 |
| Rev. T. O. DeWitt.....    | 1872, 1875       | Rev. Joseph K. West .....    | 1895, 1901 |
| Rev. S. N. Royal .....    | 1873, 1880       | Rev. C. F. Cooper .....      | 1897       |
| Rev. J. F. Smith .....    | 1876, 1879       | Rev. D. T. Porter .....      | 1898       |
| Rev. F. Babcock .....     | 1877, 1881       | Rev. J. E. Gosline.....      | 1899, 1906 |
| Rev. W. C. Weston.....    | 1878, 1889, 1900 | Rev. J. B. Merrill.....      | 1902       |
| Rev. L. W. Gowen .....    | 1882             | Rev. Joseph E. Wilson .....  | 1904       |
| Rev. J. W. Freeman.....   | 1883, 1890, 1891 | Rev. Joseph W. Smith .....   | 1905       |
| Rev. William Millar ..... | 1884             |                              |            |
| Rev. Edwin Crowell.....   | 1885 - 1886      |                              |            |

#### Clerks

|                         |             |                          |             |
|-------------------------|-------------|--------------------------|-------------|
| Rev. J. I. Porter ..... | 1866 - 1888 | Rev. Edwin Crowell ..... | 1889 - 1905 |
|-------------------------|-------------|--------------------------|-------------|

### Record of the United Baptist Convention of the Maritime Provinces 1905 to 2014

#### Places and Years of Meetings

##### In Nova Scotia

|                                   |   |
|-----------------------------------|---|
| Yarmouth, First .....             | 1920  |
| Halifax, First .....              | 1909, 1917  |
| Trade and Convention Centre ..... | 2000  |
| Wolfville .....                   | 1907, 1922, 1923, 1924, 1925, 1927                    |
|                                   | 1928, 1929, 1930, 1931, 1932, 1934, 1936, 1937, 1938, |
|                                   | 1940, 1941, 1942, 1943, 1944, 1946, 1947, 1948, 1949, |
|                                   | 1950, 1951, 1952, 1953, 1955, 1956, 1957, 1958, 1959, |
|                                   | 1960, 1961, 1962, 1963, 1964, 1965, 1966, 1967, 1968, |
|                                   | 1969, 1970, 1972, 1973, 1975, 1977, 1978, 1980, 1982, |
|                                   | 1984, 1985, 1988, 1990, 1992, 1993, 1995, 1997, 1998, |
|                                   | 2001, 2003, 2006, 2007, 2009, 2011, 2013              |
| Liverpool .....                   | 1906  |
| Bridgetown.....                   | 1911  |
| Amherst.....                      | 1913, 1918  |
| Truro, First.....                 | 1915  |

##### In New Brunswick

|                              |   |
|------------------------------|---|
| Saint John, Germain St. .... | 1908, 1916                                |
| Fredericton .....            | 1914, 1921, 1933                          |
| Sackville .....              | 1971, 1974, 1976, 1979, 1981, 1983,       |
|                              | 1986, 1987, 1989, 1991, 1994, 1996, 2004, |
|                              | 2008, 2010                                |
| Woodstock .....              | 1910, 1919, 1926, 1939, 1954              |
| Moncton                      |   |
| First .....                  | 1912, 1935                                |
| Crandall University.....     | 1999, 2002, 2005, 2012, 2014              |

##### On Prince Edward Island

|                     |      |
|---------------------|------|
| Charlottetown ..... | 1905 |
|---------------------|------|

Due to Federal Government restrictions on travel, on account of conditions arising out of the war, no Convention was held in 1945.

**Presidents of Convention**

|   |            |  |      |
|---|------------|--|------|
| Rev. Joseph McLeod, DD.....             | 1906       | L. Earl Peverill, Esq., CA.....                    | 1962 |
| Rev. W. Norman Hutchins, MA,PhD .....   | 1907       | Rev. R.C. MacCormack, BA(Th),BD .....              | 1963 |
| Chan. Cecil C. Jones, PhD .....         | 1908       | Rev. Harry G. Taylor, MA(Th) .....                 | 1964 |
| Rev. Atwood Cohoon, DD .....            | 1909       | Kenneth E. Spencer.....                            | 1965 |
| Col. D. McL. Vince, DCL.....            | 1910       | Rev. Charles J. Taylor, BA,BD,STM .....            | 1966 |
| Rev. J.W. Manning, DD .....             | 1911       | Rev. Keith R. Hobson, DD.....                      | 1967 |
| Rev. W.C. Goucher, DD .....             | 1912       | Winston A. Steeves .....                           | 1968 |
| Nelson B. Smith, Esq. ....              | 1913       | Rev. George L. McNeill, MA .....                   | 1969 |
| Rev. W.F. Parker .....                  | 1914       | Rev. Malcolm Harlow, BA,BD.....                    | 1970 |
| Rev. H.T. DeWolfe, DD.....              | 1915       | Gerald Phillips .....                              | 1971 |
| A.A. Wilson, KC,DCL .....               | 1916       | Rev. Samuel J. Baxter, DipTh,BD .....              | 1972 |
| Rev. C.R. Freeman, DD .....             | 1917, 1918 | Rev. Neil G. Price, BA,BCL,BTh,BD.....             | 1973 |
| Rev. Wellington Camp, MA,DD .....       | 1919       | H. Jack Stultz .....                               | 1974 |
| Rev. J.H. MacDonald, DD .....           | 1920       | Rev. Laurie D. Fenerty, BA,BD.....                 | 1975 |
| Rev. Z.L. Fash, MA,DD .....             | 1921       | Rev. Raymond J. Warner, BA(Th),BD.....             | 1976 |
| Rev. C.W. Rose, DD .....                | 1922       | Roger King.....                                    | 1977 |
| Rev. N.A. MacNeill, DD .....            | 1923       | Rev. Frank E. Locke, BA,BD.....                    | 1978 |
| H.A. Rice, Esq. ....                    | 1924       | Rev. Kenneth Thompson, BA,BD.....                  | 1979 |
| W.C. Cross, Esq. ....                   | 1925       | Loyal G. Brace, CDI.....                           | 1980 |
| Rev. O.N. Chipman, DD .....             | 1926       | Rev. Byron W. Fenwick, BA,BD.....                  | 1981 |
| L.W. Simms, Esq.....                    | 1927       | Rev. James S. Webber, BA,BEd .....                 | 1982 |
| J.A. Clark, DSc.....                    | 1928       | Robert A. MacQuade, CA .....                       | 1983 |
| Rev. M.S. Richardson, MA,DD.....        | 1929       | Rev. Carl A. Price, BA.....                        | 1984 |
| Rev. E.H. Cochrane, MA,DD .....         | 1930       | Rev. Robert R. Steeves, BA,BD .....                | 1985 |
| W.G. Clark, Esq.....                    | 1931       | Kenneth Phillips .....                             | 1986 |
| Rev. L.E. Ackland, BA,BD .....          | 1932       | Rev. Allison A. Trites, BA,BD,ThM,PhD.....         | 1987 |
| Rev. J.A. Corey .....                   | 1933       | Rev. James A. Cowan, BA,BD .....                   | 1988 |
| R.B. Wallace, MA, Esq. ....             | 1934       | Mrs. Jessie Fitch.....                             | 1989 |
| Rev. Waldo C. Machum, BA,DD .....       | 1935       | Rev. Wrenfred Bryant .....                         | 1990 |
| Rev. S.S. Poole, DD.....                | 1936       | Rev. Brian MacArthur, BBA,MDiv,DMin .....          | 1991 |
| S.E. Fisher, Esq. ....                  | 1937       | Dr. Carmen Moir, BSc,BEd,MA,LLD .....              | 1992 |
| Rev. L.H. Crandall, MA,DD.....          | 1938       | Rev. Frederick Smith, BA(Th),MDiv .....            | 1993 |
| Rev. H.R. Boyer, STM,DD .....           | 1939       | Rev. Ronald Baxter, BA,MDiv .....                  | 1994 |
| Prof. R.S. Longley, MA,PhD .....        | 1940       | Mr. Rupert Tingley, BSc,PEng.....                  | 1995 |
| Rev. Ernest S. Mason, BA.,DD .....      | 1941       | Rev. Roy H. Pointer, MA,DMiss .....                | 1996 |
| Rev. W.H. Elgee, BA,BD,DTh .....        | 1942       | Rev. Peter R. Sherwood, BBA,MDiv,DMin.....         | 1997 |
| Kenneth A. Wilson, BCL,DCL,QC.....      | 1943       | Dr. Robert Wilson, BA,MA,PhD .....                 | 1998 |
| Rev. A. Gibson, BA,DD.....              | 1944, 1945 | Rev. Richard Thomas, BA,MA,DMin.....               | 1999 |
| Rev. M.O. Brinton, BA,BD,DD.....        | 1946       | Rev. Gordon Sutherland, BA,MDiv.....               | 2000 |
| J.W. Boulter, Esq., MBE.....            | 1947       | Sterling W. Gosman .....                           | 2001 |
| Rev. Harvey L. Denton, BD,DD .....      | 1948       | Rev. Malcolm W. Card, BA,MDiv,DMin .....           | 2002 |
| Rev. A.C. Vincent, ThM,DD .....         | 1949       | Rev. Lionel M. Moriah, BA,MDiv,DMin .....          | 2003 |
| Norman E. Peveril, Esq.....             | 1950       | George H. Powell, BA,MA .....                      | 2004 |
| Rev. A.J. Langley, BTh,MA,BD .....      | 1951       | Rev. W. Ralph Richardson, BA,MDiv,ThM,PhD.....     | 2005 |
| Rev. J.M. Armstrong, BA,BD,ThM,DD ..... | 1952       | Rev. Peter L. Reid, BA,MDiv .....                  | 2006 |
| Hon. R.M. Fielding, QC.....             | 1953       | Dr. Margaret F. Munro.....                         | 2007 |
| Rev. F.C. Fenerty, BA(Th) .....         | 1954       | Rev. David L. DuBois, BSc,MScE,MDiv.....           | 2008 |
| Rev. G.N. Hamilton, BA(Th),DD.....      | 1955       | Rev. Robert J. Knowles, BA,MA,MDiv,DMin.....       | 2009 |
| B.D. Stevens, Esq.....                  | 1956       | Douglas E. Schofield, BA, BA(Hon.), BEd., MEd..... | 2010 |
| Rev. G.P. Allen, BA .....               | 1957       | Rev. R. Daniel Walton, BA, MDiv.....               | 2011 |
| Rev. Henry E. Allaby, BA,DD.....        | 1958       | Rev. Sandra J. Sutherland, BA, MRE.....            | 2012 |
| Stephen S. Steeves, Esq. ....           | 1959       | Mrs. Goldye Smith .....                            | 2013 |
| Rev. W.P. Oliver, BA,BD .....           | 1960       | Rev. Michael A. Palmer, BA, MDiv.....              | 2014 |
| Rev. Harold L. Mitton, BA,BD.....       | 1961       |  |      |

**Secretaries of Convention**

|                               |             |                                  |             |
|-------------------------------|-------------|----------------------------------|-------------|
| Rev. J.H. MacDonald, DD.....  | 1905 - 1912 | Rev. L.E. Ackland, BA,BD .....   | 1934 - 1941 |
| Rev. A.J. Archibald, MA ..... | 1912 - 1921 | Rev. Ernest J. Barrass, DD ..... | 1941 - 1943 |
| Rev. S.S. Poole, DD .....     | 1921 - 1934 |                                  |             |

**General Secretaries of Convention**

|  |             |   |             |
|--|-------------|---|-------------|
| Rev. Henry R. Boyer, BA,BD,STM,DD..... | 1923 - 1933 | Rev. Harry A. Renfree, BA,BD,DMin .....       | 1958 - 1967 |
| Rev. W.C. Machum, BA,DD .....          | 1943 - 1953 | Rev. T.B. McDormand, BA(Th),BD,ThD,DD,LLD,LHD |             |
| Rev. R.E. Whitney, BA,DD,BD .....      | 1953        | .....   | 1967 - 1970 |
| Rev. J.Murray Armstrong, BA,BD,ThM,DD  |             |   |             |
| .....                                  | 1954 - 1958 |   |             |

**Executive Ministers of the Convention of Atlantic Baptist Churches**

|  |             |  |             |
|--|-------------|--|-------------|
| Rev. Keith R. Hobson, DD .....             | 1970 - 1983 | Rev. Harry G. Gardner, BA,MDiv,DMin..... | 1996 - 2007 |
| Rev. Eugene M. Thompson, BA,MDiv,DMin..... | 1984 - 1996 | Rev. Peter L. Reid, BA,MDiv,DMin.....    | 2008 -      |

## **GENERAL OPERATING BYLAW OF THE CONVENTION OF ATLANTIC BAPTIST CHURCHES**

To view and download a copy of the General Operating Bylaw, go to our website [www.baptist-atlantic.ca/general-operating-bylaw](http://www.baptist-atlantic.ca/general-operating-bylaw). We will provide a complimentary copy for those without access to high-speed internet. For others with access to high-speed internet and would still like a printed copy, there is a \$15.00 printing and shipping fee. Please contact our office for more information.

**Updated August 2009**  
**REGULATIONS CONCERNING THE MINISTRY**  
**Convention of Atlantic Baptist Churches**

**Preamble**

It is crucial in our ministry to the contemporary world that we provide various means for our churches to set apart people for specific roles in ministry which are recognized by the broader Baptist community. The call of God upon the life of a person to pastoral or specific ministries has historically been recognized within Baptist life by the setting apart of that person in the act of ordination. This action is usually associated with full time vocational ministry and is an affirmation by a local church of that call. (*Vocational is defined as being "officially called" to a particular ministry. The particular ministry could be any church, Association, or agency of the Convention of Atlantic Baptist Churches, a recognized chaplaincy ministry, or an interdenominational ministry. The call could be for full-time, part-time or interim ministry, whether paid or unpaid.*) In practice, ordination is usually sought by those entering pastoral, educational or chaplaincy roles within the church.

There is also the setting apart of a person as a Recognized Convention Lay Pastor. This action is usually associated with those who are involved in bi-vocational ministries or who choose, for various reasons, not to seek ordination.

The spiritual standards for both ordained and lay ministry include: a profession of faith in Jesus Christ as Savior and Lord; a conviction of a call to Christian ministry; a recognition of this call by the church of which the person is a member; a statement of doctrinal beliefs which testifies to the life of faith; and a quality of life in keeping with this faith. Once accepted as a Candidate for Ordained Pastoral Ministry or as a Candidate for Recognized Convention Lay Pastor individuals will be held accountable to comply with ministerial professional standards adopted by the Convention.

**SECTION 1: GENERAL REGULATIONS REGARDING ORDINATION**

**1.1 The Role of the Local Church**

The issuing of a ***Church License to Minister*** is an expression of confidence in a person's call to ordained ministry, and their suitability for ministry. It is important that the church exercise the utmost care and be thoroughly satisfied as to the qualities of mind, character and Christian experience which would fit the person for the important work of an ordained Christian minister. (See Section 2.1)

**1.2 The Role of the Association**

The granting of an **Association License to Minister** is an expression of confidence in a person's call to ordained ministry, academic progress, and suitability for ministry. It is important that the Association exercise the utmost care and be thoroughly satisfied as to the qualities of mind, character and Christian experience which would fit the person for the important work of an ordained Christian minister. (See Section 2.4)

**1.3 The Role of the Board of Ministerial Standards and Education ("the Board")**

- A.** The Board of Ministerial Standards and Education interviews prospective ministerial Candidates who are experiencing a call to ordained Christian ministry and who hold a Church License to Minister from a Baptist church in fellowship with Canadian Baptist Ministries or an Association License to Minister. The *Initial Interview* is usually near the conclusion of their first year of theological studies, and the *Exit Interview* is normally during the last year of theological studies.
- B.** In the *Initial Interview*, the Board will determine if the individual is to be accepted as a *Candidate for Ordained Pastoral Ministry* based upon their fitness for the pastoral office including conversion, calls to ministry, educational background, theology, overall suitability for ministry in this Convention, and alignment with the Convention's core values. The Board determines the appropriate standard of academic training applicable to the Candidate; considers with them the financial obligations involved; and assists in any way that lies within the jurisdiction of the Board.
- C.** In the *Exit Interview*, the Board will determine if the individual is to be recommended to proceed to a year of *Internship* and then appear before the *Examining Council for Ordination* based upon the completion of the academic requirements, their personal and pastoral readiness, their style of leadership, their theology, and their spiritual gifts.
- D.** The Board:
  - 1. may review the progress of the preparation of an applicant or a Candidate from time to time and report the same to the appropriate Association committee;
  - 2. Will receive and process appeals regarding Board decisions from persons previously interviewed.
- E.** The Board will receive applications from pastors seeking Recognition of a Prior Ordination. (See Section 3)
- F.** The Board will respond to allegations of professional misconduct in accordance with its protocol in the Ministerial Standards Document. Decisions of the Board relating to professional misconduct may be appealed as outlined in the Ministerial Standards Document.

- G.** If for a period of three or more consecutive years an Accredited Ordained Minister is no longer engaged in vocational ministry with a church, Association, or agency affiliated with the Convention of Atlantic Baptist Churches; or a recognized chaplaincy or interdenominational ministry; or actively pursuing further ministerial/theological studies, that individual's accreditation will no longer be held by the Convention. This three-year rule does not normally apply to Accredited Ordained Ministers who are retired or on long-term disability. Accredited Ordained Ministers nearing the three-year deadline who fall in this category who believe their circumstances warrant the retention of their accreditation may submit a written request to the Board of Ministerial Standards and Education to consider an extension of their accreditation.

If an Accredited Ordained Minister accepts a call to serve in a church (other than on an interim basis) that is not affiliated with the Convention of Atlantic Baptist Churches that individual will be expected to transfer his/her credentials to the new church or its denomination. If a process of transferring credentials to a new church or its denomination has been initiated by the Accredited Ordained Minister, their credentials will continue to be held by the Convention of Atlantic Baptist Churches until notified by the Accredited Ordained Minister that the transfer is complete. In any case, the Accredited Ordained Minister's credentials will be held for no longer than three years.

Previously accredited Ministers who wish to renew their accreditation may apply to the Board of Ministerial Standards and Education.

- H.** The Board shall include nine elected members, together with the Executive Minister of the Convention and/or designate, the President of Acadia Divinity College or designate, the President of Crandall University or designate, and the Director of Atlantic Baptist Mission or designate. The Board shall also include the Regional Ministers who shall be members without vote.

#### **1.4 The Role of the Examining Council for Ordination of the Convention of Atlantic Baptist Churches ("the Examining Council")**

##### **A. Function of the Examining Council**

1. The Examining Council shall convene at such a time and place as appropriate at the call of the President of the Convention with at least six months notice being given to the churches. Candidates shall be scheduled for a specific time and to appear at stated intervals.
2. At the opening session of the Examining Council, a Chief Examiner shall be appointed from members of that Council.
3. It shall also be made clear at the opening session of the Examining Council to the members of that Council, that the Bible is authoritative, and the 1905/06 Basis of Union is the foundational statement of agreed doctrine and church polity for the Convention.
4. Following the examination by the Examining Council and the presentation by the representatives from the Candidate's church, an *in-camera* session will be held.



5. A two-thirds majority of Examining Council members voting shall be required to recommend a person for ordination and accreditation. Persons with a conflict of interest shall so declare it and subsequently remove themselves from the voting process. All votes shall be by secret ballot.  
In considering the evidence, Council members will make a free decision under the leadership of the Holy Spirit. The Examining Council may recommend that a Candidate be ordained; it may recommend that a Candidate be deferred pending further training and/or counselling; it may recommend that a Candidate not be ordained, as being unsuited for the ministry at this time.
6. Each Candidate will be informed by the Examining Council of the results of their examination immediately after the vote is taken and will be provided with appropriate guidance and direction.
7. The names of those Candidates recommended by the Examining Council for ordination by their churches shall be reported to the Convention.
8. The vote of the Examining Council and its recommendation shall be reported both to the church requesting the examination and to the Candidate. A copy of the Candidate's written statement to the Examining Council shall also be forwarded to the church.
9. The Examining Council at its Annual Meeting shall elect members to an Appeal Board. (See section 7.1 of the Ministerial Standards Document).

**B. Composition of the Examining Council**

1. The Examining Council shall consist of the representatives of each Association on the following basis: one representative for each Association and a further representative for each Association having a total resident membership of 3,000 or more, except for Prince Edward Island, which has 2 representatives, the same privilege to be granted to Newfoundland and Labrador when the church membership reaches 2,000. Where there are two members from an Association, preferably one shall be male and one female. Each elected representative shall be elected for a period of three (3) years and shall not be eligible for re-election at the close of that period. A retiring member shall be eligible for re-election after a lapse of one (1) year. Associations are to name official alternates to act in the event of the unavoidable absence of the appointee.
2. No ordained minister shall be eligible for appointment to the Examining Council until at least three years after their own ordination, nor shall any licensed person proceeding to the ordained ministry be eligible to serve.
3. No lay person shall be eligible for appointment to the Examining Council until they have served for at least three (3) years in a leadership position in a local church and/or Association.
4. In addition, the President, the Past President, the Vice-President and the Executive Minister of the Convention, plus the President of Acadia Divinity College, the President of Crandall University, the Regional Ministers and the Chair of the Board of Ministerial Standards and Education shall be *ex-officio members*, entitled to speak but not to vote.

5. Normally the Past President and the Ministry Secretary of the Convention shall be respectively Chair and Secretary of the Examining Council. In case of either not being able to act, the Examining Council shall appoint a replacement.
6. Up to two church members, appointed by the church requesting the examination, are expected to attend the examination of their Candidate by the Examining Council. They should present a letter of recommendation for their Candidate from their church. They shall be expected to speak on behalf of the church regarding the ministry of the Candidate.
7. Observers may attend, but will not have the privilege of questioning, discussing, or voting on any Candidate.
8. Fifteen voting members shall constitute a quorum for a regular meeting. A special meeting can only be called with the permission of a two-thirds majority of the members.
9. The Board of Ministerial Standards and Education serves as the Ministerial Credentials Committee for the Examining Council.

## **SECTION 2: CANDIDATE'S PROCESS TOWARD ORDINATION**

### **2.1. Church License to Minister for Persons Preparing for Ordained Ministry**

- A.** The first step on the part of persons desiring to enter the ordained ministry of the Church is to secure from that church of which they are a member a *Church License to Minister*.
- B.** The *Church License to Minister* is in effect both an affirmation and a recommendation. It is required that a person being considered:
  1. tell of their conversion, their call to ministry, their faith and life in Jesus Christ and their view of Christian doctrine with reference to the Bible and their understanding and substantial agreement with the 1905/06 Basis of Union, the foundational statement of agreed doctrine and church polity for the CABC;
  2. give evidence of biblical knowledge and spiritual growth;
  3. have preached, taught and/or given leadership in the ministries of the church to determine their gifts for ministry;
  4. demonstrate an ethical lifestyle appropriate to a pastoral leader, including family relationships;
  5. give an account of their ministries in the church, how they have related to people, and how they have honored their commitments; and
  6. Articulate their understanding of pastoral ministry and basic Baptist beliefs.
- C.** A *Church License to Minister* should not be granted until the person has been a member of that church for at least one year.

- D. A *Church License to Minister* must be renewed yearly. It remains valid as long as the church which grants it considers it valid, but may be rescinded by the church for just cause. It is the responsibility of the recipient to request a yearly endorsement by the church until such time as an *Association License to Minister* is granted.

## 2.2 Educational Standards for Ordination

- A. Prior to appearing before the Examining Council for Ordination of the Convention all Candidates shall be required to complete the course of study entered upon in agreement with the Board of Ministerial Standards and Education. There is a three year statute of limitations for completion of these educational requirements. Each Candidate must demonstrate acceptable progress during this period. If they are unable to complete their program of study in this time frame, they shall report to the Board, or meet with the Board, for consideration of extending their Candidacy and their statute of limitations.

### B. Basic Educational Requirements

1. A Bachelor of Arts degree (or its equivalent) from Crandall University or other recognized university, followed by a Master of Divinity degree obtained from Acadia Divinity College or from another seminary accredited by the Association of Theological Schools.
2. For those seeking to be ordained to Church Music/Worship Ministry, the minimum standard shall be the completion of a recognized undergraduate degree plus a minimum of 30 semester hours of theological education at the masters-level selected in consultation with the Board of Ministerial Standards and Education to be completed at Acadia Divinity College or another seminary accredited by the Association of Theological Schools. The Candidate must also show competence in church music, normally demonstrated by the successful completion of a minimum of 30 semester hours of post-baccalaureate education in church music or by some other means acceptable to the Board of Ministerial Standards and Education.
3. Any exception to these requirements may be considered only when the Board of Ministerial Standards and Education regards such action as warranted and in the best interest of the local church and the broader Convention life.

### C. Exceptions to the Basic Educational Requirements

1. On occasion the Board of Ministerial Standards and Education may deem it appropriate to allow a modification of the basic requirements of study leading toward ordination. Under special circumstances such as inadequate educational preparation, age, family circumstances, and qualifications for professional ministry, one of the following exceptions to the basic educational requirements will be acceptable:

- i. Approved Candidates who are a minimum of 35 years of age at the time of their first application to the Board may, on the recommendation of the Board of Ministerial Standards and Education, be considered for entry into the Bachelor of Theology program at Acadia Divinity College, which requires 30 semester hours of Arts courses plus 60 semester hours of theological study.

The Board of Ministerial Standards and Education may deem a Bachelor of Theology or Bachelor of Religious Education degree from a Bible College in good standing with the Association for Biblical Higher Education that is comparable to the Acadia Bachelor of Theology degree an appropriate qualification for ordination. Candidates may also be required to complete up to 30 semester hours of theological studies (normally taken at Acadia Divinity College), or up to 30 semester hours in Arts and Sciences (normally taken at Crandall University). The Board will evaluate each academic transcript on its own merits and recommend the manner in which any educational deficiencies may be addressed. The Board will require Candidates to complete a course in Baptist History and Polity, with specific emphasis on Canadian and Atlantic Baptist History and Polity.

- ii. Approved Candidates who are 55 years of age or older may be admitted, with the approval of the Board of Ministerial Standards and Education, to a two-year non-credit, non-graduating program at Acadia Divinity College leading to a Certificate of Ministerial Studies.
2. If a Candidate fails to take advantage of time and opportunity to complete the basic educational requirements for ordination and reaches an age at which lower academic demands may be allowed for ordination, they need not expect that their age will necessarily qualify them for the reduced educational requirements.

### **2.3 Acceptance as a Candidate for Ordained Pastoral Ministry**

- A. A ministerial student proceeding toward ordination shall apply to appear before the Board of Ministerial Standards and Education for an Initial Interview normally near the conclusion of the first year of their theological education to be considered for acceptance as a *Candidate for Ordained Pastoral Ministry*. (For application forms, please contact the Executive Minister's office.)
- B. In order to appear before the Board of Ministerial Standards and Education, the applicant shall have a current *Church License to Minister* from a Baptist church in fellowship with Canadian Baptist Ministries or a current *Association License to Minister*.

**2.4 Association License to Minister for Persons Preparing for Ordained Ministry**

- A.** A person who is commended by a church to prepare for ordained ministry and has held a *Church License to Minister* for at least one year may apply to obtain an *Association License to Minister*.
- B.** The *Association License to Minister* is in effect both an affirmation and a recommendation. It is required that a person being considered:
1. tell of their conversion, their call to ministry, their faith and life in Jesus Christ and their view of Christian doctrine with reference to the Bible and their understanding and substantial agreement with the 1905/06 Basis of Union, the foundational statement of agreed doctrine and church polity for the CABC;
  2. give evidence of biblical knowledge and spiritual growth;
  3. have preached, taught and/or given leadership in the ministries of the church to determine their gifts for ministry;
  4. demonstrate an ethical lifestyle appropriate to a pastoral leader, including family relationships;
  5. give an account of their ministries in the church, how they have related to people, and how they have honored their commitments; and
  6. Articulate their understanding of pastoral ministry and basic Baptist beliefs.
- C.** An *Association License to Minister* may be granted when:
1. one year has elapsed since the applicant was granted an un-rescinded *Church License to Minister*;
  2. the applicant is a member of a church in fellowship with the Convention of Atlantic Baptist Churches;
  3. The applicant has given evidence of satisfactory ministry; and
  4. The applicant is making progress toward the completion of the academic requirements required for ordination.
- D.** A Committee appointed by the Association shall examine the applicant personally on all the above and concerning their commitment to the aims, core values and activities of the Association and the Convention.
- E.** Application for renewal of an *Association License to Minister* is to be made annually until the applicant has been ordained. Application for either the granting or the renewal of an *Association License to Minister* may be made to the Association in which the applicant received a *Church License to Minister* or to the Association where the applicant is residing at the time of application. Failure to renew the *Association License to Minister* will require that a person secure a letter of commendation from the Deacons of the church of which one is a member. Before being interviewed for the purpose of having the *Association License to Minister* reinstated, this letter must be presented to the Association Licensing Committee.

- F. Each person seeking renewal of an *Association License to Minister* must apply to appear in person before the Association Committee and shall furnish satisfactory evidence of progress in studies, plans to continue them, active participation in the life of a church and continued commitment to the aims, core values and activities of the Association and the Convention.
- G. Each *Association License to Minister* granted or renewed by an Association shall be signed by its Moderator and Clerk.

## 2.5 Recommendation to Internship

- A. A *Candidate for Ordained Pastoral Ministry* shall apply to appear before the Board of Ministerial Standards and Education for an Exit Interview, normally near the conclusion of their theological education, to seek the Board's approval to proceed to a year of supervised Internship. (For application forms, please contact the Executive Minister's office.)
- B. Subsequent to approval by the Board of Ministerial Standards and Education, and a call to full-time ministry (i.e., at least 25 hours/week) the *Candidate for Ordained Pastoral Ministry* may begin the year of supervised Internship. The Internship Supervisor/Mentor shall be an ordained Baptist minister recognized and accredited by the Convention of Atlantic Baptist Churches and appointed by the Executive Minister or designate.

## 2.6 Application to Appear before the Examining Council for Ordination of the Convention of Atlantic Baptist Churches (i.e., "the Examining Council")

A *Candidate for Ordained Pastoral Ministry* within the Convention of Atlantic Baptist Churches must appear before the Examining Council.

### A. Eligibility

1. Each Candidate appearing before the Examining Council shall be recommended by the Board of Ministerial Standards and Education, having completed the required steps toward ordination.
2. They shall be pastors or pastors-elect of a member church of the Convention of Atlantic Baptist Churches or shall be under appointment for evangelistic, chaplaincy, educational or missionary service within, or approved by, the Convention.
3. Theological students, having completed the requirements for ordination, seeking post-graduate study in another country and likely to be called to a church during this period of studies, may be permitted by the Board of Ministerial Standards and Education to appear before the Examining Council.
4. Each Candidate shall give evidence of having rendered satisfactory service during one year of supervised Internship or acceptable alternative as approved by the Board of Ministerial Standards and Education.
5. Both male and female Candidates shall be examined for ordination.

6. Heterosexuals engaging in sexual activity outside of marriage (as defined in the resolution "Statement Affirming a Christian View of Marriage adopted by Assembly in 1999) and practicing homosexuals (including lesbians), shall not be eligible to appear for examination for ordination.

**B. Application**

1. A letter requesting that a Candidate appear before the Examining Council must be submitted to the Executive Minister *by the church* of which the Candidate is pastor, pastor-elect or a member; the letter having been duly authorized by the church. The letter should normally be forwarded to the Executive Minister of the Convention six months before the Examining Council meeting so that the members of that Council can be notified not less than three months before the Examining Council assembles.
2. *The Candidate* shall submit a Candidate Application Form which includes a written statement of not less than 2,000 words and not more than 2,500 words (excluding Scripture references from the word count) setting forth clearly their conversion, their call to ministry, their concept of ministry, their Statement of Faith, including Baptist beliefs, supported by reference to the Scriptures, and their relationship to the Convention of Atlantic Baptist Churches whose foundational statement of agreed doctrine and church polity is the 1905/06 Basis of Union. The application is to be forwarded to the Executive Minister at least three months prior to the meeting of the Examining Council.

**C. Appearance before the Examining Council**

1. Baptists have always viewed the Scriptures as the sole rule in matters of faith and practice and the norm in questions of doctrine. Therefore in matters of doctrine all Candidates must substantiate their position by primary reference to the Scriptures. The key is "What do the Scriptures say?" Candidates must accept the claims which the Scriptures make with respect to their own inspiration and authority (e.g., 2 Timothy 3:14-17).
2. Candidates shall demonstrate to the Examining Council their understanding and substantial agreement with the 1905/06 Basis of Union, the foundational statement of agreed doctrine and church polity for the Convention of Atlantic Baptist Churches.
3. Each Candidate shall satisfy the Examining Council as to their academic preparation and their general fitness for the Baptist ministry.

**2.7 The Ordination Service**

- A. The Candidate for ordination is eligible to be ordained to the Christian ministry by the local church upon completion of the year of supervised Internship and the recommendation of the Examining Council for Ordination.
- B. It is desirable both from the standpoint of the Candidate for ordination and the church that normally the ordination service be conducted at the hands of the local church from which the letter came. It is recognized that in exceptional circumstances it may be wise, at the discretion of the applying church, to hold the ordination service in some other location.
- C. Normally, the Candidate for ordination and leaders of the local church, in consultation with the Moderator of the Association, or designate, arrange the ordination service. The Candidate for ordination is free to select the participants, and shall normally include the Moderator of the Association or designate.
- D. Within the context of worship, the service of ordination normally includes: the reading of the Letter of Recommendation from the Examining Council; inquiries of the Candidate for ordination and the congregation by the Moderator of the Association as suggested in the manual (or exchange of vows); the Laying on of Hands; an Ordination Prayer; and either a charge to the minister and a charge to the church or a sermon containing both elements. A form of service can be found in the most recent edition of *A Manual for Worship and Service* published by Canadian Baptist Ministries.
- E. It is the responsibility of the newly ordained minister to notify the Executive Minister that the Ordination Service has taken place. Then the Executive Minister will forward a Certificate of Ordination, and place the minister's name in the list of *Accredited Ordained Ministers*.

**SECTION 3: RECOGNITION OF PRIOR ORDINATION****3.1 Within Canadian Baptist Ministries**

Ordination within the framework of the Conventions/Unions comprising Canadian Baptist Ministries carries with it full transfer privileges to the list of *Accredited Ordained Ministers*, providing the minister is recommended by a letter of transfer from that Convention/Union.



**3.2 Within the Baptist World Alliance**

Ministers who are ordained, and recommended by a body in fellowship with the Baptist World Alliance, shall submit an application to meet with the Board of Ministerial Standards and Education. The application shall include their Statement of Faith. Upon receiving the approval of the Board of Ministerial Standards and Education their name may be placed on the list of *Accredited Ordained Ministers*. If they have not met the Convention's educational requirements, the Board of Ministerial Standards and Education shall recommend a program of study consistent with the prevailing standards. (For application forms, please contact the Executive Minister's office.)

**3.3 Within Other Church Bodies**

Ordained ministers coming from church bodies not affiliated with the Baptist World Alliance shall submit an application to appear before the Board of Ministerial Standards and Education. The application shall include a statement of their conversion, their call to the ministry, and their Statement of Faith; and commitment to the aims, core values and activities of the Convention. A course in Baptist History and Polity with specific emphasis on Canadian and Atlantic Baptist History and Polity will be required if this has not been a part of their training. If they have not met the Convention's educational requirements, the Board shall recommend a program of study consistent with the prevailing standards. They shall be required to serve in their church(es) for at least one year prior to accreditation. During this one-year waiting period, they shall be listed as *Ordained Ministers Awaiting Accreditation*. When the above requirements have been met, they may be placed on the list of Accredited Ordained Ministers. Re-ordination is not recommended. (For application forms, please contact the Executive Minister's office.)

**3.4** The Board of Ministerial Standards and Education shall not recognize the ordination of heterosexuals engaging in sexual activity outside of marriage (as defined in the resolution "Statement Affirming a Christian View of Marriage" adopted by Assembly in 1999) and practicing homosexuals (including lesbians).

**3.5** Each minister accredited by the Convention of Atlantic Baptist Churches must be a member of a constituent church. Full-time pastors shall be a member of a church they serve.

**SECTION 4: GENERAL REGULATIONS REGARDING RECOGNIZED CONVENTION LAY PASTORS****4.1 The Role of the Local Church**

The issuing of a *Church License to Minister* is an expression of confidence in a person's call to lay pastoral ministry and their suitability for ministry. It is important that the church exercise the utmost care and be thoroughly satisfied as to the qualities of mind, character and Christian experience which would fit a person for the important work of a *Recognized Convention Lay Pastor* (see Section 5.1).

**4.2 The Role of the Association**

The granting of an *Association Lay License to Minister* is an expression of confidence in a person's call to lay pastoral ministry, their academic progress, and their suitability for ministry. It is important that the Association exercises the utmost care and be thoroughly satisfied as to the qualities of mind; character and Christian experience which would fit the person for the important work of a *Recognized Convention Lay Pastor* (see Section 5.4).

**4.3 The Role of the Board of Ministerial Standards and Education ("the Board")**

- A. The Board of Ministerial Standards and Education interviews only those prospective ministerial Candidates who are experiencing a call to become a *Recognized Convention Lay Pastor* and who are intending to have their name circulated among churches for possible service as a lay pastor upon completion of the Lay Pastors Training Program. Prospective Candidates must hold a *Church License to Minister* from a Baptist church in fellowship with The Convention of Atlantic Baptist Churches or an *Association Lay License to Minister* prior to meeting with the Board. The Initial Interview is usually held during their third year of the Lay Pastors Training Program, and the Recognition Interview usually takes place once the Candidate has graduated from the Lay Pastors Training Program and has accepted a call to serve as a lay pastor of a Baptist church in fellowship with The Convention of Atlantic Baptist Churches.
- B. In the Initial Interview, the Board will determine if the individual is to be accepted as a *Candidate for Lay Pastoral Ministry* based upon their fitness for lay pastoral ministry including conversion, call to ministry, life and ministry experience, theology, overall suitability for lay ministry in The Convention, and alignment with the Convention's core values (see Section 5.3).
- C. In the Recognition Interview, the Board will examine the Candidate to determine if the individual is to be accepted as a *Recognized Convention Lay Pastor* based upon the completion of the academic requirements, their concept of ministry, their statement of faith, and their giftedness and suitability for lay pastoral ministry (see Section 5.5 B).
- D. The Board may receive and process appeals regarding Board decisions from persons previously interviewed.
- E. The Board will respond to allegations of professional misconduct (see Ministerial Standards Document, Sections 5-6). Decisions of the Board relating to professional misconduct may be appealed (see Ministerial Standards Document, Section 7).
- F. The Board may receive and process letters requesting the renewal of lapsed recognition (see Section 5.5 H).

**SECTION 5: CANDIDATE'S PROCESS TOWARD APPROVAL AS A RECOGNIZED CONVENTION LAY PASTOR****5.1 Church License to Minister for Persons Preparing for Lay Pastoral Ministry**

- A. The first step on the part of persons desiring to be considered as a *Recognized Convention Lay Pastor* is to secure a *Church License to Minister* from the church where they are a member.
- B. The *Church License to Minister* is in effect both an affirmation and a recommendation. It is required that a person being considered:
  - 1. tell of their conversion, their call to lay ministry, their faith and life in Jesus Christ and their view of Christian doctrine with reference to the Bible and their understanding and substantial agreement with the 1905/06 Basis of Union, the foundational statement of agreed doctrine and church polity for the CABC;
  - 2. Give evidence of biblical knowledge and spiritual growth;
  - 3. Have preached, taught and/or given leadership in the ministries of the church to determine their gifts for ministry;
  - 4. Demonstrate an ethical lifestyle appropriate to a pastoral leader, including family relationships;
  - 5. Give an account of their ministries in the church, how they have related to people, and how they have honored their commitments; and
  - 6. Articulate their understanding of lay pastoral ministry and basic Baptist beliefs.
- C. A *Church License to Minister* should not be granted until the person has been a member of the church for at least one year.
- D. A *Church License to Minister* must be renewed annually. It remains valid as long as the church that grants it considers it valid, but may be rescinded by the church for just cause. It is the responsibility of the recipient to request an annual endorsement by the church until such time as an *Association Lay License to Minister* is granted.

**5.2 Educational Standards for Acceptance as a Recognized Convention Lay Pastor**

- A. Those wishing to become a *Recognized Convention Lay Pastor* shall successfully complete the requirements for the Lay Pastor Diploma in the Lay Pastors Training Program. If comparable course work has already been completed then the individual shall be required to complete those portions of the Lay Pastors Training Program recommended by the Lay Pastors Training Program Committee. Up to one-third of the courses offered in the Lay Pastors Training Program may be completed through other educational programs.

**5.3 Acceptance as a Candidate for Recognized Convention Lay Pastoral Ministry**

- A. A person proceeding toward becoming a Recognized Convention Lay Pastor shall normally apply to appear before the Board of Ministerial Standards and Education for an Initial Interview during the third year of their Lay Pastors Training Program. At this Initial Interview the person will be considered for acceptance as a *Candidate for Lay Pastoral Ministry*. (For application forms, please contact the Executive Minister's office.)
- B. In order to appear before the Board of Ministerial Standards and Education for an Initial Interview, the applicant shall have a current *Church License to Minister* from a Baptist church in fellowship with the Convention of Atlantic Baptist Churches or a current *Association Lay License to Minister*.

**5.4 Association Lay License to Minister**

- A. A person who as a first step has held a *Church License to Minister* for at least one year and is sensing a call to prepare for lay pastoral ministry, whose intention is not set toward ordination, and who has some ministry experience as a supply preacher, interim minister, youth director, or in some other similar ministry, may apply to obtain an *Association Lay License to Minister*.
- B. The *Association Lay License to Minister* is in effect both an affirmation and a recommendation. It is required that a person being considered:
  - 1. tell of their conversion, their call to lay ministry, their faith and life in Jesus Christ and their view of Christian doctrine with reference to the Bible and their understanding and substantial agreement with the 1905/06 Basis of Union, the foundational statement of agreed doctrine and church polity for the CABC;
  - 2. Give evidence of biblical knowledge and spiritual growth;
  - 3. Have preached, taught and/or given leadership in the ministries of the church to determine their gifts for ministry;
  - 4. Demonstrate an ethical lifestyle appropriate to a pastoral leader, including family relationships;
  - 5. Give an account of their ministries in the church, how they have related to people, and how they have honored their commitments; and
  - 6. Articulate their understanding of lay pastoral ministry and basic Baptist beliefs.
- C. Such a License may be granted on the following conditions:
  - 1. One year has passed since the applicant was granted an un-rescinded *Church License to Minister*;
  - 2. The applicant is a member of a church in fellowship with The Convention of Atlantic Baptist Churches; and
  - 3. The applicant has given evidence of satisfactory lay ministry, including their ability to lead a worship service.

- D. The Licensing Committee of an Association will examine all applicants for an *Association Lay License to Minister* according to the standards and requirements contained in the above paragraphs and their commitment to the aims, core values and activities of the Association and the Convention.
- E. Application for renewal of an *Association Lay License to Minister* is to be made annually unless the applicant has been approved as a *Recognized Convention Lay Pastor*. Failure to renew the *Association Lay License to Minister* will require that the person secure a letter of commendation from the Deacons of the church of which they are a member. Before being interviewed for the purpose of having the *Association Lay License to Minister* reinstated, this letter must be presented to the appropriate Association committee.
- F. Upon renewal by an Association, the *Association Lay License to Minister* is to be signed again by the Moderator and Clerk of the Association.

#### 5.5 **Becoming a Recognized Convention Lay Pastor**

- A. A person within the Convention who has been accepted by the Board of Ministerial Standards and Education as a *Candidate for Lay Pastoral Ministry* may seek approval by the Convention through the Board as a *Recognized Convention Lay Pastor*. This recognition of an essentially part-time, bi-vocational ministry should not be confused with accredited ordained ministry and should not be regarded as a stepping stone to ordained ministry. Ordained ministry requires more extensive training and higher levels of demonstrated professional competency than is required of people who complete the Lay Pastors Training Program.
- B. A church whose pastor has successfully completed the requirements for the Lay Pastor Diploma in the Lay Pastors Training Program, following a vote of the members or appropriate board, may make application to the Board for their pastor to be granted a Recognition Interview with a view toward becoming a *Recognized Convention Lay Pastor*. The Candidate, who must have served as the church's pastor for a period of at least six months, shall complete a Recognition Interview Application Form that includes a written statement (maximum 2,500 words, excluding Scripture references from the word count) setting forth their Statement of Faith, including Baptist beliefs (supported by references to the Scriptures), and their relationship to the Convention of Atlantic Baptist Churches whose foundational statement of agreed doctrine and church polity is the 1905/06 Basis of Union. This application shall be submitted to the Board at least five weeks prior to a second meeting with the Board. This Recognition Interview, which will normally take place within the first year of a Candidate being called to pastor the church, will include both an examination of the Candidate's statement as well as an assessment of the Candidate's giftedness and suitability for ministry based on their service in their current congregation.

- C. In the event that a person has successfully completed the Lay Pastor Training Program and feels called to serve in a Convention recognized ministry setting other than as the lay pastor of a local church (i.e. nursing home chaplaincy, itinerant preaching, interim pastoral ministry etc.), the church of which that person is a member, following a vote of the members or appropriate board, may make application to the Board for the person to be granted a Recognition Interview with a view toward becoming a *Recognized Convention Lay Pastor*. The Candidate, who must have served the equivalent of six months pastoral ministry, shall complete a Recognition Interview Application Form that includes a written statement (maximum 2,500 words, excluding Scripture references from the word count) setting forth their Statement of Faith, including Baptist beliefs (supported by references to the Scriptures), and their relationship to the Convention of Atlantic Baptist Churches whose foundational statement of agreed doctrine and church polity is the 1905/06 Basis of Union. This application shall be submitted to the Board at least five weeks prior to a second meeting with the Board. This Recognition Interview, which will normally take place within the first year of the Candidate serving in the ministry setting, will include both an examination of the Candidate's statement as well as an assessment of the Candidate's giftedness and suitability for ministry based on their service in their current ministry setting.
- D. In order to appear before the Board for a Recognition Interview, the Candidate shall have a current *Association Lay License to Minister*.
- E. Both male and female Candidates will be eligible to become a *Recognized Convention Lay Pastor*.
- F. Heterosexuals engaging in sexual activity outside of marriage (as defined in the resolution "Statement Affirming a Christian View of Marriage" adopted by Assembly in 1999) and practicing homosexuals (including lesbians), shall not be eligible to become a *Recognized Convention Lay Pastor*.
- G. Following the Recognition Interview the Board will determine whether or not the Candidate qualifies to become a *Recognized Convention Lay Pastor*. The decision of the Board shall be sent to the Candidate in an official letter from the Executive Minister with a copy to the church in which the Candidate is serving as a lay pastor.
- H. The names of those whom the Board approves shall appear on the Convention's list of *Recognized Convention Lay Pastors*, and they shall be commended to the churches of the Convention as a person approved for lay pastoral ministry, including preaching, the administration of the ordinances and the carrying out of pastoral or other kinds of ministry.

- I. If, for a period of five or more consecutive years, a *Recognized Convention Lay Pastor* is no longer engaged as a lay pastor, interim pastor, or supply preacher, or other forms of lay ministry (cf., 5.5C) that individual's credentials shall no longer be held by the Convention. Those who have formerly been *Recognized Convention Lay Pastors* who reengage in lay pastoral ministry may apply in writing to the Board to have the recognition reinstated. This five-year rule does not normally apply to *Recognized Convention Lay Pastors* who are retired or on long-term disability.

*Recognized Convention Lay Pastors* nearing the five-year deadline who believe their circumstances warrant the retention of their recognition may submit a written request to the Board of Ministerial Standards and Education to consider an extension of their credentials.

If a *Recognized Convention Lay Pastor* accepts a call to serve in a church (other than on an interim basis) that is not affiliated with the Convention of Atlantic Baptist Churches that individual's credentials will no longer be held by the Convention.

- J. A *Recognized Convention Lay Pastor* will be held accountable to comply with the *Ministerial Professional Standards* adopted by The Convention of Atlantic Baptist Churches (see *Ministerial Professional Standards* within *The Regulations Concerning the Ministry*).
- K. An allegation of professional misconduct against a *Recognized Convention Lay Pastor* will be dealt with by the Board in accordance with *Section 5: Protocol for Cases of Alleged Professional Misconduct* found in its Ministerial Standards Document.

## MINISTERIAL PROFESSIONAL STANDARDS

### SECTION 1: BOARD OF MINISTERIAL STANDARDS AND EDUCATION (BMSE)

1. The Convention of Atlantic Baptist Churches (CABC) has given the BMSE authority to oversee all matters pertaining to ministerial credentials.
2. The CABC authorizes the BMSE to create policies and procedures for the handling of matters involving credentials which shall include the handling of complaints against persons holding credentials with the Convention of Atlantic Baptist Churches (CABC) which policies and procedures shall be published in the Yearbook and presented to all new pastors. These policies and procedures shall apply to all persons who hold or who have held credentials with the CABC.
3. In discharging its mandate of overseeing all matters pertaining to ministerial credentials, the BMSE shall be guided by the following Foundational Statements and Code of Ethics.

## SECTION 2: FOUNDATIONAL STATEMENTS

### 2.1 Theological Foundation

The Holy Scriptures speak of the Church as the Body of Christ<sup>1</sup> and call its members to live lives that are rooted in Christ<sup>2</sup> and to grow together in love, thanksgiving and service to God and neighbour.<sup>3</sup> To be a Christian is to be a new creation, and part of a new humanity guided and empowered by the Holy Spirit.<sup>4</sup> The Church is called to exemplify a community of truth, justice and mercy, compassion and reconciliation, mutual service and steadfast faithfulness.<sup>5</sup>

Recognizing both the importance of leadership in the church and the accountability of leaders to the CABC, the BMSE as the credentialing body acknowledges that godly standards are expected of those who serve as spiritual leaders.

Accordingly, we affirm that every person is created in the image of God<sup>6</sup> for loving, covenantal relationships with God, others and the world. We believe that peace arises out of right relationships.<sup>7</sup> Personal dignity, freedom and sexual integrity are ensured by faithfulness to just covenants of mutual trust, care and respect. Such covenants undergird the moral framework of our communal life, responsibilities and entitlements.

Professional misconduct cannot be treated by the Church as a private matter since others' attitudes and relationships are bound to be affected. Great care is expected to be exercised in relationships in order to avoid abuses of trust, power, confidentiality and the responsibility of authority.

Because children, adolescents, the infirm and elderly are more vulnerable to the tragic consequences of broken covenants and abusive treatment, special care must be taken to protect them.<sup>8</sup>

In instances where professional misconduct has occurred it is the responsibility of those in leadership (i.e. the Board of Ministerial Standards and Education) to offer assistance to fallen pastoral leaders in order to help them regain personal, spiritual and familial health.

---

<sup>1</sup> Romans 12:5; I Corinthians 12:12-27; Ephesians 1:22-23 [New Revised Standard Version]

<sup>2</sup> Ephesians 3:17; Colossians 2:7

<sup>3</sup> Colossians 1:6; John 13:12-17; John 15:12; Matthew 7:12; Luke 10:25-28

<sup>4</sup> Romans 8:18-27; II Corinthians 5:17; Galatians 6:14-15; John 1:12-14, 16

<sup>5</sup> Matthew 28:18-20; Acts 1:8; II Corinthians 5: 18-21; Colossians 1:18-23; I Timothy 5:11-16; Hebrews 13:1-8

<sup>6</sup> Jeremiah 31:31-33; I Corinthians 11:17-22

<sup>7</sup> Romans 5:1; Acts 10:36

<sup>8</sup> Matthew 18: 1-7; Mark 9: 35-37; Matthew 25: 31-46; James 1:27; Luke 17:1-2



In addition, where repentance has been demonstrated and to the degree that credibility has been regained, the possibility may exist for fallen pastoral leaders to be restored to a position of ministerial leadership as an accredited or recognized pastoral leader. (Footnote Galatians 6:1-2)

## **2.2 Nature of Pastoral Ministry**

For a proper understanding of the policy and guidelines set forth in this document, two things must be highlighted about the nature of the pastoral relationship.

- A. The pastoral relationship is built on trust. Where this trust is betrayed or compromised by professional misconduct, or even questioned by rumour, damage follows in all areas of the church's ministry. Church members, counselees, colleagues and adherents must be able to expect dependable pastoral oversight without the intrusion of professional misconduct.
- B. By virtue of education, ordination, recognition, title, status and/or reputation, the pastoral leader is in a position to exert power. Therefore, no sexual liaison/contact outside the marital relationship is proper, whether or not the pastoral leader is functioning in a ministry role. Pastoral leaders must view themselves as holding their professional status continually.

NOTE: Pastoral leaders who are single must demonstrate discretion in any dating relationship.

## **SECTION 2A: EXERCISE OF PASTORAL MINISTRY REGARDING SAME SEX MARRIAGE**

Pastoral leaders accredited by the Convention of Atlantic Baptist Churches shall not officiate or co-officiate at a same-sex marriage ceremony.

A complaint that a pastoral leader accredited by the Convention of Atlantic Baptist Churches has officiated or co-officiated at a same-sex marriage ceremony will be investigated by the Board of Ministerial Standards and Education according to the Board's protocol (Section 5-7). If the complaint is proven to be true, the Board of Ministerial Standards and Education will revoke his/her authorization by the Convention to perform marriages. The Board will also take appropriate disciplinary measures according to its protocol (Section 5.6), which could ultimately lead to the loss of the individual's standing as an accredited minister within our Convention.

**SECTION 3: CODE OF ETHICS****3.1 Preamble**

The call to Pastoral Leadership is a high and sacred calling, expressed through a life of service and modelled after the life of Jesus Christ. Implicit in the call to ministry are biblically-based prescriptions for relationships with God, His family and the world. Jesus clearly and succinctly outlines the basis for Christian character and integrity in Mark 12:30-31 when He summarizes the commandments: “Love the Lord your God with all your heart and with all your soul and with all your mind and with all your strength” [and] “Love your neighbour as yourself”

Pastoral leaders recognized or accredited by the CABC, while not expected to be without fault, must maintain a high standard of integrity in the church, the home and the community (1 Timothy 3:2).

**3.2 Rationale**

Every Christian is ultimately accountable to God. Those serving as pastoral leaders are also accountable to the local church(es), ministry or agency in which they serve. Because the BMSE has been mandated by the CABC to oversee all matters pertaining to ministerial credentials, all pastoral leaders within the CABC will be held accountable to this code of ethics. Written allegations of non-compliance with the Code of Pastoral Ethics will only be considered by the BMSE when they are of such a serious nature that they fall with the definition of professional misconduct. (See the Protocol for Cases of Alleged Professional Misconduct).

**3.3 Pastoral Ethics**

Section 3.3 is written in the first person for strength of emphasis.

**3.3.1 Relationship with God**Soul Care:

Called as a servant of God to pastoral leadership (Matthew 4:19, Ephesians 4:11), I understand the primary importance of my relationship with Christ. This call is reflected in who I am in Christ, as well as in what I do.

Therefore, I will seek God in humility and actively cultivate my relationship with Him through such spiritual disciplines as:

- worship (Romans 12:1, Revelation 5:12-13, John 4: 23-24)
- study of the Word of God (II Timothy 3:16, Luke 11:28)
- prayer (Matthew 6:5, Luke 11:2-10)
- confession of sin (I John 1:9, James 5:16)
- repentance and a willingness to seek reconciliation (Acts 3:19, Luke 17:3)
- a willingness to forgive (Matthew 5:14-15, Matthew 6: 14-15)
- fellowship (I John 1: 3, 6, 7)
- sacrificial service (Philippians 2:1-11)

Self Care:

Seeking to be a vessel for God's use, I will endeavour to:

- put on the character of Christ (Romans 13:14, Colossians 3:1-17)
- maintain physical and mental wellness (1 Corinthians 6:19-20)
- be sexually pure (Ephesians 5:3, 1 Corinthians 6:18)
- practice sound financial management (1 Timothy 6:5-10, 2 Corinthians 9:6-7);
- be truthful (Ephesians 4:15)
- be a person of integrity (Ephesians 5:8-10, 1 Peter 1: 13-16)

**3.3.2 Relationship within the Family Unit**

The call to Christian ministry affects the whole family and not just the one called. Thus, whether I am married or single, with children or without, I will strive to be sensitive to the needs of those in my household.

As far as it depends on me, and as God enables me, my relationship with my spouse will be modelled after the sacrificial love of Christ. I will uphold the vows of marriage and will honour the principle of mutuality, submitting to my spouse out of reverence for Christ (Ephesians 5:21-33).

If I am married and have children, I will, together with my spouse, heed God's clear instructions concerning my responsibility for the nurture and instruction of my children (Deuteronomy 6:4-7, Ephesians 6:1-4).

**3.3.3 Relationship With Those Among Whom I am Called to Serve**When Dealing with a Search Committee:

- I will candidate with only one church at a time;
- I will not knowingly compete with another pastor for a call;
- I will honestly present my strengths, weaknesses and challenges and will decline any call for which I am not suited.

While Serving:

Believing that God has called me to be a pastoral leader within the CABC, I will, in the power of the Holy Spirit:

- be a person of consistent Christian character and integrity;
- love the people whom God has called me to serve, ministering impartially to their needs and refraining from behaviour that may be divisive;
- help the people of my congregation and/or in my care, to identify, develop, and use their spiritual gifts for ministry for the edification of the Body of Christ;
- endeavour to lead the congregation to practice evangelism, compassion and service to the community and the world;
- consider confidences as a sacred trust not to be divulged without consent of the person involved, or unless there is danger to an individual, their family or society;
- be accountable to those whom I am called to serve, not using my position to exert undue power or influence;

- pray for the specific needs of those whom I am called to serve, as well as for needs in the local community and broader society;
- avoid giving any impression that suggests that I am qualified beyond my level of training, competence, and experience;
- act with integrity in all financial matters;
- responsibly exercise the freedom of the pulpit, speaking the truth of God's Word in love and acknowledging any extensive use of material prepared by someone else;
- encourage the congregation to enjoy fellowship and ministry opportunities with other churches, especially through the Association, Region and Convention;
- refrain from causing or using a conflict within the church I am presently serving to plant a new church;
- Not use my influence to alienate my congregation, or any portion of it, from support of the governing body(ies) of the congregation or from support of the denomination. If my convictions change from those held by those with whom I minister, I will voluntarily resign my position, taking no person from the fellowship;
- Avoid any perception of conflict of interest, legal or otherwise, by holding no other elected office in the congregation I serve nor acting as a signing officer nor voting at any meeting of a congregational council, board or committee unless otherwise authorized by the church. As a member of the congregation, I am permitted to vote at congregational business meetings.

When Resigning:

- I will give adequate notice, and will ensure that I deal fairly with the congregation throughout my departure;
- I will encourage the congregation to be open to new directions under the guidance of the Holy Spirit;
- Recognizing that problems may be raised by my staying, if nonetheless I remain in this congregation as a worshiper, I will neither say nor encourage any critical remarks concerning my successor. Instead, I will affirm the pastor. I will see my role as a supportive and committed lay person, and will submit to the authority of present congregational leadership.

### **3.3.4 Relationship with Colleagues in Christian Ministry**

In General:

God calls various people to provide ministry in diverse ways and settings. In submitting to God's authority,

- I will respect the ministries of pastoral colleagues as, together; we seek to fulfil the Great Commission (Matthew 28:19-20) in the spirit of Matthew 22:37-39.
- Once I have left a particular ministry setting, I will respect the need of that community of faith to bond with others who will serve them. I will not normally participate in events such as weddings and funerals, or provide pastoral care which would normally be handled by the current pastor. If invited to so participate, I will

only do so with the blessing of the current pastor.

- I will not entertain or make use of criticisms of a predecessor or of another pastor and will abide by the principles as outlined in Matthew 18:15-17 for resolving any conflict.
- I will be supportive and caring of other pastors and will seek some form of peer support and accountability.

Within Pastoral Staff:

*As a member of a pastoral team,*

- I will act and speak with confidence in the other members of the team and will communicate openly and respectfully with them;
- I will respect the corporate wisdom of the staff team;
- I will receive constructive criticism graciously and remain open to suggestions from other members of the team;
- When conflicts arise within the team, I will engage in due process with other team members to seek resolution.

*As a Senior Pastor,*

- I will encourage all staff members and allow them to excel in their work;
- I will assist each staff member to grow in the Christian life and ministry;
- I will allow other staff members to encourage my growth.

*As an Associate Pastor,*

- I will support the leadership position of the Senior Pastor. If circumstances change and I can no longer, in good conscience, support the Senior Pastor, I will either resign or, if unethical or unprofessional conduct is involved, I will seek the counsel of my Regional Minister.

### **3.3.5 Relationship with Association and Convention**

The principle of association is based on the belief that some ministries may be accomplished more effectively by combining the gifts and resources of a number of churches, than by churches working independently. Insofar as any congregation I serve is a member of an Association of Churches, who together comprises the Convention of Atlantic Baptist Churches, I will:

- be supportive of the mission and objectives of the Association and of the CABC;
- make every effort to work in harmony with the Officers, Council and pastors of the Association in which I serve and with the Officers, Council and Staff of the CABC and its agencies;
- consider my responsibilities in the Association/Convention as part of my ministry duties and manage my time to include such involvement;
- promote the Association/Convention and related agencies to my congregation;
- Take advantage of opportunities provided through the Association, Region or Convention, to fellowship with other Christian ministers and lay people and to participate in a network of mutual accountability.

### 3.3.6 Relationship to Community

God's call to His church is to be salt and light (Matthew 5:13-16). Each local congregation, under the servant leadership of the pastor and other Christian leaders, is the embodiment of Christ to the community in which it serves. In order to be a witness of Christ's love for all,

- I will strive to have a positive and visible presence in the community;
- I will seek to understand the community and its history;
- I will seek to contribute to the life of the community beyond the church;
- I will also support, whenever possible, the broader fellowship of Christians within the community, recognizing that my church is an interdependent part of the universal church of Jesus Christ. Where I disagree with the view or position of another pastor or church on a particular issue, whether theological, doctrinal, or social, I will nonetheless remain committed to maintaining the bond of peace.

### 3.4 Church Ethics: Congregation to Pastor Relationship

The relationship between congregation and pastor is vital to the witness and ministry of any local church. While the BMSE has no authority over individual churches, we offer the following recommendations and urge congregations to honour the unique bond God intends for them to have with each pastor He provides.

- The congregation will undergird their pastor, through prayer and encouragement, in the discharge of all pastoral duties. The church will avoid comparison with other pastors, and will support the pastor in endeavours to witness to the Kingdom of God through community and denominational service;
- The congregation will ensure that the pastor has adequate time for study, continuing education experiences, and personal spiritual growth;
- The congregation will recognize the pastor's need for physical, emotional, and spiritual renewal by providing opportunities for weekly rest and annual vacation;
- The congregation will encourage the pastor to maintain wholesome marital and family relationships. They will respect the pastor's family and place no expectations upon the family that they would not place upon themselves;
- The congregation will allow the pastor to exercise the freedom of the pulpit responsibly, for the edification and instruction of the people of God;
- The congregational leadership will work together with the pastor in a relationship of mutual accountability;
- The congregation will respect and honour the freedom of the pastor to be present and give input at meetings of all standing and special committees, commissions, boards, or assemblies convened by the congregation to transact congregational business. However, except for the meetings of the general membership, the pastor will not have voting rights (unless otherwise authorized by the church);
- At each stage of the process of preparing the Budget for the pastor's salary, the church will ensure the pastor has the full right to present his or her needs.

**SECTION 4: POLICIES AND PROCEDURES FOR AMENDMENT OF THE DOCUMENT**

The policies and procedures developed by the BMSE may be amended from time to time in accordance with the following procedure:

**4.1 Amendments proposed by the BMSE**

- (a) If the BMSE wishes to amend the policies and procedures, it shall:
  - (i) Give notice of its intention to amend the policies and procedures to all persons holding credentials with CABC by regular mail or email. This notice shall include the actual amendment sought and notice of when the amendment will be considered by the Board which shall be at least sixty days after the date of the notice; and
  - (ii) Mail notice of the intended change to the policies and procedures to all churches in the CABC.
  
- (b) Any person wishing to comment on the intended change to the policies and procedures may do so in writing to the Chair of the BMSE or may attend and speak to the proposed amendment at the BMSE Meeting identified in the notice.
  
- (c) After hearing from all persons, if any, who wish to speak to the proposed amendment and after considering all written submissions, if any, the BMSE shall reach a decision concerning the proposed amendment and shall give notice of its decision:
  - (i) By mail or email to all persons who hold credentials with the CABC and
  - (ii) By mail to all CABC churches.
  
- (d) Any person wishing to appeal the BMSE decision to amend its policies and procedures pursuant to this subsection may do so by giving a written notice to the Chair of the BMSE within sixty days of the notice of the amendment in the policies and procedures being sent to the Churches of the CABC. If no such written appeal is received by the Chair of the BMSE, the amendment shall be considered final and binding.
  
- (e) If a notice of appeal is received by the Chair of the BMSE within sixty days of the notice being sent to the Churches of the CABC:
  - (i) The Chair of the BMSE shall pass the notice of appeal on to the President of the CABC for consideration by the Council of the CABC at its next scheduled meeting. The President of the CABC shall, upon receipt of a notice of appeal, request a written response from the Chair of the BMSE, which response shall be copied to the person filing the notice of appeal.
  - (ii) The Council shall consider the notice of appeal at its next scheduled meeting and shall permit both the person seeking to appeal the BMSE's decision and the Chair of the BMSE or designate to present oral submissions to Council.

- (iii) If the Council elects not to disturb the decision of the BMSE to amend its policies and procedures it shall advise the person who submitted the notice of appeal in writing but no further notice is required and the decision of the Council is final and binding.
- (iv) If the Council elects to vary or rescind the decision of the BMSE to amend its policies and procedures the decision of Council is also be final and binding. Notice of this decision of the Council shall be given as follows:
  - (a) By mail or email to all persons who hold credentials with the CABC and
  - (b) By mail to all CABC churches.

#### **4.2 Amendments proposed by members of CABC churches or persons who hold or who have held credentials with the CABC**

- (a) Any person who holds or who has held credentials with the CABC or any member of a CABC church may request that the BMSE amend its policies and procedures by submitting a written notice of the requested amendment, together with the reasons for the requested amendment, to the Chair of the BMSE.
- (b) Upon receipt of the requested amendment the Chair of the BMSE shall notify the person requesting the amendment that the requested amendment shall be considered at the next scheduled meeting of the BMSE and invite the person seeking the proposed amendment to attend that meeting to provide oral submissions to the BMSE regarding the proposed amendment.
- (c) After hearing from the person requesting the amendment, if that person wishes to address the BMSE, and after considering the written request for the amendment, the BMSE shall reach a decision concerning the requested amendment.
- (d) If the BMSE elects not to amend its policies and procedures it shall notify in writing the person seeking amendment and shall give reasons as to why it chose not to amend its policies and procedures.
- (e) If the BMSE elects to amend its policies and procedures as a result of the request for an amendment it shall give notice of its decision to amend;
  - (i) By mail or email to all persons who hold credentials with the CABC and
  - (ii) By mail to all CABC churches.
- (f) Any person wishing to appeal the BMSE's decision to amend its policies and procedures pursuant to this subsection may do so by giving a written notice to the



Chair of the BMSE within sixty days of the notice being sent to the churches of the CABC. If no such written appeal is received by the Chair of the BMSE within sixty days of the notice being sent to the churches, the change shall be considered final and binding.

- (g) If a notice of appeal is received by the Chair of the BMSE within sixty days of the decision to amend its policies and procedures being sent to the churches of the CABC;
  - (i) The Chair of the BMSE shall pass the notice of appeal on to the President of the CABC for consideration by the Council of the CABC at its next scheduled meeting. The President of the CABC shall, upon receipt of a notice of appeal, request a written response from the Chair of the BMSE which response shall be copied to the person filing the notice of appeal.
  - (ii) The Council shall consider the notice of appeal at its next scheduled meeting and shall permit both the person seeking to appeal the BMSE's decision and the Chair of the BMSE or designate to present oral submissions to Council.
  - (iii) If the Council elects not to disturb the decision of the BMSE to amend its policies and procedures it shall advise the person who submitted the notice of appeal in writing but no further notice is required and the decision of the Council is final and binding.
  - (iv) If the Council elects to vary or rescind the decision of the BMSE to amend its policies and procedures the decision of the Council is also final and binding. Notice of this decision of the Council shall be given as follows;
    - (a) By mail or email to all persons who hold credentials with the CABC and
    - (b) By mail to all CABC churches.

**4.3** A committee appointed by the BMSE shall review and propose revisions to the policies and procedures every three (3) years or as necessary.

**GUIDELINES PERTAINING TO GRANTING OF PERMISSION TO PERFORM MARRIAGES**

1. **Accredited Ordained Ministers** (serving in churches, in chaplaincy, on staff, retired or not currently serving a church) are automatically registered to perform marriages by this Convention through the Executive Minister while on our list of accredited ordained ministers.
2. **Ordained pastors whose credentials are not held by this Convention** (but who are accredited and are in good standing with another denomination) are registered because of serving one of our Baptist churches if they are not already registered under another denomination. *(Note: A copy of their ordination certificate and a letter of good standing from their denomination must be provided.)*
3. **Non-ordained pastors in the ordination track:** The following motion was passed at the 1988 Convention Assembly to amend the 1970 motion: "Pastors in full time service who have held Association Licenses to Minister for two years and have concurrently served two years in full time pastorates should be granted licenses to perform marriage ceremonies. Full time is to be interpreted as 25 hours per week or more. This privilege is to be accorded on a year to year basis." The following motion was passed at the October 2011 meeting of the Board of Ministerial Standards and Education: "these pastors must hold licenses toward ordination have met with the Board of Ministerial Standards and Education and have been approved as Candidates for Ordained Pastoral Ministry." *(Notes: The Candidacy requirement is not retroactive. This registration is "permanent" only so long as Candidacy, an Association License and a ministry placement remain current; this privilege may be withdrawn if these requirements are not maintained.)*
4. **Non-ordained pastors who are ready to begin the year of Internship** may be registered to perform marriages once their Internship is arranged with the Supervisor, upon request to the Executive Minister's office. In some cases the Candidate may already be registered under #3 above.
5. **Recognized Convention Lay Pastors:** In June 2004 and October 2011 motions were passed to allow a Pastor to be registered after being approved by the Board of Ministerial Standards and Education as a Recognized Convention Lay Pastor *and* after receiving a pastoral ministry placement in a local church. Both requirements must be met before permission is granted.

Because of provincial government regulations, permission to perform marriages is automatically revoked when a pastor moves from the province in which he/she is registered. If a pastor moves to another Atlantic Canadian province, he/she will be registered in that province upon request to the Executive Minister's office.

Registration is on a permanent basis within the provinces of New Brunswick, Nova Scotia and Prince Edward Island, until a pastor moves to another province. Pastors in Newfoundland must make their own arrangements with the government authorities. Ordained ministers not accredited by the Convention will cease to be registered when they are no longer serving a Convention church. It is the responsibility of the pastor to ensure that he/she is properly registered to perform marriages before performing a wedding and should contact the Executive Minister's office to ensure that these arrangements are made. Those not registered may assist a pastor who is registered in performing a wedding ceremony, as arranged with the registered pastor.

(Revised by the Board of Ministerial Standards and Education October 2011)

## SCHOLARSHIPS AND BURSARIES AVAILABLE TO PASTORS AND STUDENTS

### Grants Administered by the Board of Ministerial Standards and Education

#### **Ebenezer Moulton Bursary**

This Bursary, named in honour of the first Baptist minister in Canada (1761), is valued at up to \$1,000.00, the amount of the yearly grant or grants to be determined by the administering body, which is the Board of Ministerial Standards and Education in consultation with the Dean of Theology. The Purpose of the bursary primarily is to enable qualified full time pastors of Convention Baptist Churches, who are married, to enter Acadia Divinity College to pursue work leading to a degree in theology. The bursary is awarded for one year. A person receiving it may be eligible for the succeeding year upon application, and an eminently qualified candidate may be given preference over others for successive granting at the discretion of the administering body.

Some service, not necessarily commensurate with the value of the award, will ordinarily be required of the successful candidate, the administering body specifying the type and sphere of service. The grants will be made only when a candidate meeting the requirements can be found and surplus amounts will not be accumulative. At the discretion of the administering body, when a candidate is given an amount less than the potential, another qualified candidate may be awarded the balance.

Although the primary purpose of the bursary is to encourage married men, who are serving as full time pastors and who have not completed degree work to undertake studies to that end. Married men who are already in course at the Divinity College may be considered eligible in circumstances of special need, but they will have secondary precedence. The bursary shall be considered always as an educational aid and not as financial assistance to secondary interests.

#### **Bursaries to Pastors**

A grant up to \$350.00 towards the cost of taking summer courses at Acadia Divinity College. Application should be made through the Executive Minister.

A grant covering tuition fees in undertaking courses by correspondence from Acadia Divinity College is available to pastors working towards ordination. Applications should be made through the Executive Minister.

#### **Bursaries to Ministerial Students**

A grant based upon need and available funds may be available to qualified ministerial students undertaking regular pastoral education courses at Acadia Divinity College and Atlantic Baptist University. Application shall be made through the administrative officer of the respective College/University.

### Grants Administered by the UBWMU

In recognition of substantial gifts to Acadia University by the United Baptist Woman's Missionary Union in 1923-28 and 1952-57, bursaries totalling not more than \$4,000.00 in any one academic year are available, on the recommendation of the UBWMU to women students at Acadia Divinity College. Bursaries are awarded first to young women preparing for overseas service with Canadian Baptist Ministries or to missionaries on home assignment who wish to pursue further studies at Acadia Divinity College; then bursaries may be available to young women enrolled in any ADC degree program. These latter awards are made by the UBWMU in consultation with the Principal or designate of ADC.

A bursary amounting to \$75.00, being the interest on a legacy bequeathed by Mrs. Jacob (Annie Bucknane) Smith of Saint John, NB, to the UBWMU, and held in trust by Acadia University, is available annually to a woman enrolled in one of the degree programmes at Acadia Divinity College. The award is made by the UBWMU in consultation with the Principal or designate of Acadia Divinity College.

**SECTION B**

**CABC ASSEMBLY MINUTES**

**MINUTES OF THE 168<sup>th</sup> ANNUAL ASSEMBLY (OASIS)**  
**of the**  
**Convention of Atlantic Baptist Churches**  
**Crandall University, Moncton, New Brunswick**  
**August 21 – 24, 2014**

**Thursday Afternoon, August 21, 2014**

**A Pastors Leadership Forum**, with the theme, *“Lead Where You Are,”* was led by Dr. Peter Reid in the Brinton Auditorium, at Murray Hall, Crandall University from 2:00 p.m. – 3:30 p.m. He was joined by Rev. Cheryl Ann Beals, Director of Clergy Formation & Health, and Dr. Garth Williams, Associate Executive Minister. During the Forum there was a ten minute presentation of the Logos Bible Software.

**Thursday Evening, August 21, 2014**

**Rally #1** commenced at 6:30 p.m. with a capacity crowd assembled in the Murray Hall Gymnasium where Dr. Peter Reid extended a welcome to all in attendance there and in the Brinton Auditorium via digital imaging; and introduced Chief Hugh Akagi of the St. Croix / Soodic Band of the Passamaquoddy Nation who offered a word of welcome as well.

Worship was led by members of the Jeff Somers Band of Moncton, NB. Dr. Lois Mitchell came to the podium to introduce Rev. Shirley DeMerchant who shared from her experiences at the Stevens Road Baptist Church in Dartmouth, NS, where the issue of human trafficking was addressed initially through a Jam Prayer Conference earlier in 2014 that had a significant impact on a concerned mother whose daughter has been caught in the web of prostitution. Shirley emphasized the fact that “Jesus sets captives free.” A video clip based on Psalm 22 illustrated the power of “God’s Word in Your Heart;” and then she presented the challenge, “to know and live scripture is to know and live for Jesus.”

Mrs. Goldye L. H. Smith, CABC President, introduced Rev. Dr. Peter Reid and offered prayer for him then set him free to address the question, “Have You Been to the Mountain Top?” Hebrews 11:1 – 12 was the scripture text for this evening adventure with our Executive Minister. Dr. Reid declared that he normally is an optimist; however, he does have concern for the twenty-first century Christian church especially in Atlantic Canada where only a few churches are having persons come to faith in Jesus, giving their testimony in believer’s baptism, and consequently contributing to church membership growth. He made reference to a “911 Meeting” of denominational leaders at Acadia Divinity College earlier this year convened to address the Atlantic Baptist trend of decline. He proclaimed that “the future can be different” for “God transforms lives” and therein is a basis for hope. After focusing on the definition of faith from Hebrews 11:1 he reminded those present that Jesus declared, “I will build my church.” He reviewed the Convention Goals for 2015 and noted that to date six new churches have been formed. He challenged his listeners to “take risks for Christ.” To illustrate this principle he shared the video clip of Dr. Martin Luther King’s 1968 impromptu and prophetic public speech to striking sanitation workers in which he declared, “I have been to the mountain top, and mine eyes have seen the ‘promised land.’” As the video concluded, Peter declared, “I’ve been to the mountain top and I believe there’s a new day for Christ here.” He challenged his listeners to “be agents of change;” and concluded by asking, “Will you join God in changing Atlantic Canada one neighbourhood at a time?”

Rev. Renée Embree came to the podium to thank Dr. Reid for his challenging message, to express appreciation for the support given for her work in the Youth and Family Department, and to invite those present to present their evening offering.

While the evening offering was being received the Jeff Somers Band sang.

Adrien Gardner joined Renée Embree on the platform and they enthusiastically addressed the Assembly regarding the ministries of their Youth and Family Department and the current youth initiative intentionally “to win one neighbourhood at a time for Christ.” Renée then invited those present to share this goal along with our Atlantic Baptist young people.

Dr. Peter Reid explained that in previous years the Candidates for Ordained Pastoral Ministry who had been recommended to their churches for ordination by the Convention Examining Council, and those who had been approved by the Board of Ministerial Standards and Education (BMSE) as Recognized Convention Lay Pastors, had been introduced during the Executive Minister’s Kitchen Party. However, the members of this year’s group were being introduced when the whole Assembly is present to meet them. He invited these pastors along with those whose prior ordination had been duly recognized by the BMSE to assemble on the platform with him.

He explained that the Examining Council for Ordination met on Tuesday August 19<sup>th</sup> and Wednesday August 20<sup>th</sup>. The following Candidates were examined on their statements of faith and Christian commitment and are being recommended to their churches for ordination at their hands:

**Janet Baker** - Senior Pastor of Harmony Baptist Church, Kingston, NS;

**Brent Foster** - Campus Pastor, Apohaqui Campus of Atlantic Community Church, Hampton/Apoahqui, NB;

**Derek Geldart** - Senior Pastor, Hillgrove Baptist Church, Hillgrove, NB;

**Bev Jewett** - Senior Pastor, Keswick Ridge United Baptist Church, Keswick Ridge, NB (not present tonight due to his daughter’s visit from Scotland);

**Joyce Ross** – Internship with the Stevens Road United Baptist Church; however, she was recommended for ordination by her home church, East Preston United Baptist Church who had requested that she be examined for ordination;

**Andy Scott** - Director of Children’s and Youth Ministry, First Moncton United Baptist Church, Moncton, NB, who is involved with the Youth Oasis and absent here tonight;

**Carolyn Steeves** - Campus Pastor, Dickson Boulevard Campus of the Journey Church, Moncton, NB; and

**Sarah (McIntyre) Stevens** - Youth Pastor, Bethany Memorial Baptist Church, Kentville, NS.

Since Oasis 2013 the following persons have completed the Lay Pastors’ Training Program and have successfully met with the Board of Ministerial Standards and Education on at least two occasions; and at their recognition interview with the BMSE, which was requested by their church, they successfully defended their statement of faith and have been approved as Recognized Convention Lay Pastors:

**Gary Barr** – Member of Highfield Street Baptist Church, Moncton NB, who has done pulpit supply in a number of churches in his local Association and beyond;

**Paula Davidson** – Pastor of Visitation, Bridgewater United Baptist Church, Bridgewater, NS;

**James (Jim) Hannah** – Senior Pastor of Corn Hill United Baptist Church, Corn Hill, NB, was not present for this introduction;

**Sterling Huskins** – Served as Interim Senior Pastor of Hillcrest Baptist Church, Saint John, NB, in order to meet the requirement for recognition;

**Marie McCallum** – Children’s Outreach Pastor, Liverpool/Brooklyn United Baptist Churches, who is now a Candidate for Ordained Pastoral Ministry and is pursuing the ordination process, but was absent tonight due to her youngest daughter’s wedding; and

**Linda Perrin** – Senior Pastor of Wirral United Baptist Church, Wirral NB.

Since Oasis 2013 the following persons have completed their process with the BMSE for recognition of their prior ordination:

**Scott Herring** – Senior Pastor of Murray Harbour United Baptist Church, Murray Harbour, PEI;

**Teemu Lehtonen** – Works with international students and is a Church Planter in Halifax, NS; and

**Alex Mosher** – Senior Pastor of South Rawdon Baptist Church, who lives in Walton, NS, but was absent tonight due to family and other commitments.

Dr. Peter Reid invited people to take in tonight’s events: The Executive Minister’s Kitchen Party at Stultz Hall in Rooms 117/127; and at the Stultz Hall Commons a concert by Slane Hill which is the name of a Moncton based Maritime Christian Band with a Celtic twist.

Paul Carline introduced a refugee from Tunisia, Youssef Ben Cheikh Brahim, who along with his family has been denied refugee status in Canada. They have been ordered deported. Youssef offered a closing prayer in Arabic.

#### **Friday, August 22, 2014**

Friday morning began with breakfast at 7:30 a.m. The CABC President hosted a breakfast in Stultz Hall with CABC officers and denominational representatives in attendance.

By 8:15 a.m. Rev. Dr. John Weiler led the group that gathered at the MacArthur Chapel on the second level of Stultz Hall in early morning prayers.

By 8:30 a.m. in the Gymnasium Dr. Peter Reid, the Executive Minister, welcomed those present. A worship song was led by Jeff Somers and his band.

Dr. Reid offered a further welcome and introduced today’s Devotional Speaker, Rev. Dr. Bruce Fawcett, President and Vice-Chancellor at Crandall University, and Professor of Leadership and Religious Studies. Prayer was offered for Dr. Fawcett by the Executive Minister, Dr. Peter Reid.

The devotional title was, “Read the Book.” At the conclusion of his message Rev. Dr. Bruce Fawcett challenged those present to accept the discipline, beginning today, of reading through the New Testament one chapter per day over the next twelve months. This is a discipline he has undertaken personally and will challenge the faculty, staff and students at Crandall University to undertake beginning in September.

Dr. Peter Reid thanked Rev. Dr. Bruce Fawcett for his devotional address and encouraged those present to accept the challenge given. He then explained that it would take a few minutes for his colleagues to assemble at the tables on the platform in order to begin the 168th Business Session of the Convention.

**Family Business Session Minutes, August 22, 2014**Call to Order and Prayer

Mrs. Goldye L. H. Smith, President, called the meeting to order at 9:14 a.m. and declared the business session of the 168<sup>th</sup> Annual Assembly of the Convention of Atlantic Baptist Churches to be open. Rev. Dr. David Watt led in prayer.

Rules of Order

Mrs. Goldye Smith called on the Executive Minister to read the Rules of Order. Dr. Peter Reid read the General Operating Bylaw, APPENDIX B, RULES OF ORDER.

After reading the Rules of Order Dr. Reid explained that he had consulted with the Parliamentarian, and that he now needed to inform the Assembly that in light of the 24 hour rule for adding items of business to the agenda 11:45 a.m. today would need to be the cut off time for any new items of business to be presented to the Executive Minister for consideration in the current Assembly.

Dr. Reid announced that cameras and recording devices are not permitted in the business sessions, and that Rev. Michael Palmer, Vice-President, will be the time keeper.

Appointment of Parliamentarian

Mrs. Goldye Smith called for a recommendation from the Executive Minister regarding the Parliamentarian.

**It was moved by Dr. Peter Reid and seconded by Rev. David Dubois that Mr. Dan Ingersoll be appointed by the Convention Assembly as the Parliamentarian for the business sessions of Oasis 2014. Motion Carried.**

Mrs. Goldye Smith invited Mr. Dan Ingersoll to the table.

Adoption of Agenda and Reading of Minutes

Mrs. Goldye Smith informed the Assembly that she was prepared to entertain a motion to adopt the agenda.

**It was moved by Rev. Rhonda Britton and seconded by Mrs. Shannon Skafte that the agenda be adopted as presented. Motion Carried.**

Mrs. Goldye Smith requested direction from the Assembly regarding the reading of minutes, whether all items will be read or only action items. Mrs. Smith noted that in recent years, only action items have been read.

**Mrs. Mary Billard moved and Mrs. Sarah Merrick seconded that only action items are to be read at the next business session. Motion Carried.**

Welcome to First Time Attendees and Visitors

Mrs. Goldye Smith extended a special welcome to First Time Attendees and Visitors and requested them to stand.



Recognition of Denominational Representatives

Mrs. Goldye Smith welcomed the following official representatives from other denominations and from bodies affiliated with our Convention, and she asked them to stand when their name was read:

The Pentecostal Assemblies of Canada Maritime District

Observer: Rev. Kevin Johnson, Maritime District Superintendent

The Salvation Army

Observer: Captain Leigh Ryan, and his wife, Major Vida Ryan (not present at time of introduction)

The United Church of Canada, the Maritime Conference

Observer: Rev. Meggin King, Past President (regrets received)

The Wesleyan Church Atlantic District

Observer: H. C. Wilson, Atlantic District Superintendent, the Atlantic District of the Wesleyan Church (not present at time of introduction)

Canadian Baptist Ministries

Rev. Sam Chaise, General Secretary (not present at time of introduction)

Appointment of Chief Scrutineer

Mrs. Goldye Smith invited Dr. Peter Reid to speak regarding the Chief Scrutineer.

Dr. Reid reminded the Assembly that Rev. Donald Dunn was appointed as Chief Scrutineer by the Assembly during the business session at the Assembly in 2013.

Tabling of Reports

Mrs. Goldye Smith invited Dr. Peter Reid to comment regarding the Yearbook Reports.

Dr. Reid indicated that the yearbook reports are accessible on the CABC website (at [www.baptistatlantic.ca/about/history/yearbooks](http://www.baptistatlantic.ca/about/history/yearbooks)), and that the Yearbook has not been printed in its entirety for Assembly registrants in recent years. Only those reports listed on the agenda are printed.

**It was moved by Dr. Peter Reid and seconded by Mrs. Marina MacLeod that Yearbook Reports be tabled and taken up as occasion demands except those listed on the agenda and items arising out of Convention Council, and that motions coming from that Council be put forth from time to time. Motion Carried.**

Report of the Nominating Committee: Part A – Re: Vice Presidential Nominee

Mrs. Goldye Smith called on the Past President, Rev. Sandy Sutherland, as Chair of the Nominating Committee, to present the Nominating Committee Report.

Rev. Sandy Sutherland explained why there was only one name presented on the ballot for Vice-President of Convention. Rev. Sutherland outlined that there could be up to five names on the ballot and that the Nominating Committee contacted a number of Lay Person(s) from either New Brunswick or Prince Edward Island for this position. Once they completed their work, they were left with only one candidate. It was decided that this name would be presented to the Convention Assembly for consideration by the Delegates.

Mrs. Goldye Smith reminded the delegates that any further nominations must have been in the hands of the Chair of the Nominating Committee or the Executive Minister, no later than twelve (12) hours prior to the beginning of the annual Meeting of Members in accordance with the guidelines set forth in Section 8.04 (e) of the General Operating Bylaw. She noted that there were no further nominations.

**Mrs. Goldye Smith declared that with no other nominations received, Mr. James Allison (AI) Mclsaac is elected Vice-President by acclamation.**

Mrs. Goldye Smith invited Mr. James Allison (AI) Mclsaac and his wife, Mary, to the platform. President Smith offered prayer for them. Mr. Mclsaac presented a brief statement.

Report of the Nominating Committee: Part B – Re: Boards and Committees

Mrs. Goldye Smith called on Rev. Sandy Sutherland, Chair of the Nominating Committee, to present this report.

Rev. Sandy Sutherland informed the Assembly that no further nominations were received under the twelve-hour rule. She sought the will of the Assembly regarding the presentation of the report, explaining that in recent years the report has been presented as a whole.

Rev. Sandy Sutherland asked the Assembly, “Are you agreed that the Nominating Report be presented as a whole?”

**The Assembly agreed that the Nominating Committee Report be presented as a whole.**

**REPORT OF THE NOMINATING COMMITTEE 2014**

**President**

Rev. Michael A. Palmer

Florenceville-Bristol NB

**Vice-President - five nominees - Lay Person from New Brunswick or Prince Edward Island**

Mr. James Allison (AI) Mclsaac

Riverbank NB

**Council - to retire 2017 - four nominees**

Mr. Alan L. Barkhouse

Halifax NS

Rev. Dale P. Greer

Halifax NS

Rev. Craig Minard

Yarmouth NS

Mrs. Julie A. Sentner

Dipper Harbour NB

**To retire 2015 - one nominee** (Appointed by Council to replace Rev. Troy Dennis who had resigned - ratified by 2014 Assembly)

Mr. Ron Cummings

Perth-Andover NB

**Pension and Insurance Board - to retire 2017 - two nominees**

|                       |                 |
|-----------------------|-----------------|
| Rev. Dr. Karl Csaszar | New Maryland NB |
| Mr. David Matthews    | Fredericton NB  |

**Atlantic Baptist Mission Board - to retire 2016 - one nominee**

|                      |               |
|----------------------|---------------|
| Mr. Richard P. Mabey | Saint John NB |
|----------------------|---------------|

**Atlantic Baptist Mission Board - to retire 2017 - one nominee**

|                        |                |
|------------------------|----------------|
| Rev. David C. Phillips | Grand Manan NB |
|------------------------|----------------|

**Canadian Baptist Ministries - to retire 2017 - one nominee**

|                           |              |
|---------------------------|--------------|
| Rev. Dr. Robert Nickerson | New Minas NS |
|---------------------------|--------------|

**Board of Ministerial Standards and Education - to retire 2017 - three nominees**

|                             |                |
|-----------------------------|----------------|
| Mrs. Alma F. Johnston-Tynes | Dartmouth NS   |
| Rev. Dr. Robert J. Knowles  | Moncton NB     |
| Rev. Dr. Peter G. Lohnes    | Fredericton NB |

**Board of Governors, Crandall University - to retire 2017 - four nominees**

|                        |                              |
|------------------------|------------------------------|
| Mr. Ed Barrett         | Woodstock NB                 |
| Mr. W. Gary House      | Gander NL                    |
| Rev. Gordon E. MacLeod | Moncton NB                   |
| Mrs. Darlene C. Osmond | Portugal Cove-St. Philips NL |

**Board of Governors, Crandall University - Appointments ratified by The Convention Assembly (annually) - for 2014-2015**

|                 |  |
|-----------------|--|
| Andrew Daggett  | Alumni Representative (selected by the alumni)               |
| Matthew Wheaton | Student Representative (selected by the Student Association) |
| Dr. Alan Chan   | Faculty Representative (selected by the faculty)             |

**To retire 2014 - one nominee** (Appointed by Council to replace Dr. Cathy Rogers who had resigned - ratified by 2014 Assembly)

|               |            |
|---------------|------------|
| Dr. Alan Chan | Moncton NB |
|---------------|------------|

**Board of Trustees, Acadia Divinity College - to retire 2017 - four nominees**

|                          |               |
|--------------------------|---------------|
| Mrs. Jennie L. Enman     | Kentville NS  |
| Mr. Tom Rice             | Bridgetown NS |
| Rev. Charles D. Thompson | Hartland NB   |
| Rev. Gail Whalen-Dunn    | New Minas NS  |

**To retire 2015 - one nominee** (Appointed by Council to replace Dr. Margaret Munro who had resigned - ratified by 2014 Assembly)

|                         |                |
|-------------------------|----------------|
| Dr. Jacqueline Milliken | Bridgewater NS |
|-------------------------|----------------|

**Board of Governors Acadia University - to retire 2015 - one nominee**

**To retire 2015 - one nominee** (Appointed by Council to replace Donna Jeffrey who had resigned - ratified by 2014 Assembly)

|                        |                          |
|------------------------|--------------------------|
| Rev. Michael O. Fisher | Upper Hammonds Plains NS |
|------------------------|--------------------------|

**To retire 2015 - one nominee** to replace Rev. Michael O. Fisher - ratified by 2014 Assembly)

|                 |              |
|-----------------|--------------|
| Mr. Stan Thomas | Dartmouth NS |
|-----------------|--------------|

**To retire 2015 - one nominee** (Appointed by Council to replace Mr. George Lohnes who had resigned - ratified by 2014 Assembly)

|                   |                |
|-------------------|----------------|
| Mrs. Emily Samson | Centreville NS |
|-------------------|----------------|

**Atlantic Baptist Foundation - to retire 2017 - seven nominees**

|                       |                |
|-----------------------|----------------|
| Mr. George Doak       | Fredericton NB |
| Mr. George Doleman    | Dartmouth NS   |
| Rev. Johan Eichhorn   | Windsor NS     |
| Rev. Pamela D. Estey  | Wolfville NS   |
| Mr. John Lean         | Riverview NB   |
| Mr. Erving G. Randall | Grafton NB     |
| Mr. Gil Webb          | Moncton NB     |

**To retire 2014 - one nominee** (Appointed by Council to replace Norman Jeffrey who had resigned - ratified by 2014 Assembly)

|               |              |
|---------------|--------------|
| Mr. John Lean | Riverview NB |
|---------------|--------------|

**To retire 2015 - one nominee** (Appointed by Council to replace Mr. Bruce MacDowell who had resigned - ratified by 2014 Assembly)

|                     |            |
|---------------------|------------|
| Mr. Robert MacQuade | Moncton NB |
|---------------------|------------|

**Board of Directors, Atlantic Baptist Senior Citizens' Homes, Inc. - to retire 2017 - four nominees**

|                         |                 |
|-------------------------|-----------------|
| Mr. Walter Balasiuk     | St. George NB   |
| Rev. R. Thomas Davidson | Mahone Bay NS   |
| Mr. James H. Ramsay     | Murray River PE |
| Mr. James Reid          | Hillsborough NB |

**To retire 2015 - one nominee** (Appointed by Council to replace Ellen Hunt who had resigned - ratified by 2014 Assembly)

|                    |              |
|--------------------|--------------|
| Mr. Wayne Marriott | New Minas NS |
|--------------------|--------------|

**Baptist Historical Committee - to retire 2017 - three nominees**

|                            |                    |
|----------------------------|--------------------|
| Rev. Darrell Feltmate      | Truro NS           |
| Rev. Keith S. Grant        | New Maryland NB    |
| Rev. Timothy G. J. Johnson | Edgetts Landing NB |

**Appointments Christian Action Federation of New Brunswick - for the period 2014 to 2015 - three nominees**

|                       |                |
|-----------------------|----------------|
| Rev. Dr. Lorne Freake | Grand Falls NB |
| Ms. Ardyth Hagerman   | Fredericton NB |
| Mrs. Betty J. Peacock | Moncton NB     |

**Nominating Committee Regional Representatives**

**Region 2: Northwestern, York, Queens-Sunbury Associations - to retire 2016 - one nominee to replace Rev. J. Kendell McRae who had resigned.**

|                 |            |
|-----------------|------------|
| Mr. Hal Baldwin | Hanwell NB |
|-----------------|------------|

**Region 5: Newfoundland & Labrador, Cape Breton, Antigonish-Guysborough Associations - to retire 2017 - one nominee**

|                  |                |
|------------------|----------------|
| Rev. John Hannem | Cape Breton NS |
|------------------|----------------|

**Region 6: Cumberland, Colchester-Pictou, Halifax Associations - to retire 2016 - one nominee**

|                  |          |
|------------------|----------|
| Mr. Ken Phillips | Truro NS |
|------------------|----------|

**Region 7: African United Baptist Association - to retire 2016 - one nominee**

|                 |              |
|-----------------|--------------|
| Mr. George Gray | Dartmouth NS |
|-----------------|--------------|



Proposed 2015 UIM Budget Presentation

The President, Mrs. Goldye Smith, invited the Vice-President, Rev. Michael Palmer, to assume the Chair.

Mr. Daryl MacKenzie gave an update on the current status of United in Mission.

Mrs. Goldye Smith presented the proposed 2015 United in Mission Budget for adoption.

**It was moved by Mrs. Goldye Smith and seconded by Rev. Chuck McGuire that the proposed 2015 United in Mission Budget in the amount of \$2,534,206 be adopted as presented. Motion Carried,** after several questions were addressed and opinions were expressed.

The President, Mrs. Goldye Smith, reassumed the Chair.

Prayer Circles and Break

Mrs. Goldye Smith requested that the Assembly gather in groups of two, three or four persons to pray, and then to have a break and return for further business at 10:35 a.m.

Acadia Divinity College Presentation

Mrs. Goldye Smith called on Rev. Dr. Harry Gardner to give the Acadia Divinity College Presentation. Dr. Gardner was joined on the platform by Mr. Doug Schofield, Vice-Chair, ADC Board of Trustees, and selected members of the ADC academic and administrative team. The college has been preparing individuals for various Christian ministries for nearly 50 years. A recent overhaul of all classes and degree programs has taken place. A video was displayed recognizing Rev. Aaron Kenny as the recipient of the 2014 Distinguished Alumni Award. A second video was displayed recognizing Keith Blair, Summer Recruitment Assistant, who served at eight different Christian camps throughout Atlantic Canada on behalf of Acadia Divinity College. Rev. Dale Stairs, Director of B.Th. Program, highlighted the upcoming launch of a new Bachelor of Theology degree which may be earned concurrently with a degree from Crandall University. Rev. John Campbell was introduced as the new Director of Advancement for ADC.

Honouring Staff: Rev. Dr. Jody Linkletter and Rev. Jon Turner

At the request of Mrs. Goldye Smith, Dr. Peter Reid led the Assembly in recognizing Dr. Jody Linkletter's work with the CABC. Flowers were presented to Dr. Linkletter, who was joined on the platform by her husband, Rev. Micah Linkletter, and their child. A video was displayed featuring Rev. Jon Turner who thanked the CABC for a wonderful 12 months of joint ministry. Dr. Peter Reid invited all present CABC staff members to the platform to recognize their important contributions.

New Purpose Statement for the Canada Revenue AgencyRe: Continuance under the Canada Not-for-profit Corporations Act

Mrs. Goldye Smith invited Dr. Peter Reid to introduce and explain the reason why amendments are being recommended to the Purpose Statement for the Canada Revenue Agency CRA Re: Continuance under the Canada Not-for-profit Corporations Act (NFP Act).

**It was moved by Rev. Dr. Dan Green and seconded by Mrs. Wendy Dubois that Paragraph 6 of the Articles of Continuance of the Corporation, being the statement of the purpose of the Corporation, be deleted in its entirety and replaced with the following:**

**"The Objects of the Corporation are to preach, teach, promote, disseminate, advance, demonstrate, encourage, and implement the Gospel of Jesus Christ and related truths of the**

**Holy Bible, and thus fulfill the command of our Lord and Saviour that his Gospel be preached in all the world as a witness for all nations, all in accordance with the Core Values of the Corporation, as amended from time to time.”**

**Motion Carried.**

Executive Minister’s Report

Dr. Peter Reid shared highlights of his work as the Executive Minister: completed first five-year term; completed incorporation of CABC; senior staff proposal endorsed; vision and 2025 goals embraced; and guided the transition to a new staff team. The 2025 goals include: 65 new congregations; 80% of churches missional; healthy and effective leadership; and strong churches sharing resources. A video was displayed featuring the establishment of three centers to redirect staff and resources to meet the 2025 goals: Center for Congregational Renewal, Center for New Congregations, and the Center for Leadership Development.

Call for Motions under the 24-Hour Rule

Mrs. Goldye Smith reminded the body of the 24-Hour Rule and asked whether there were any additional motions to be presented to the Assembly.

Dr. Peter Reid indicated that there were no additional motions to be presented to the Assembly at this time.

Springforth Video

Rev. Renée Embree, Director of Youth & Family Ministries, introduced a video which was displayed featuring the impact of Springforth offerings in support of CBM’s emphasis on food security solutions in Kenya. Rev. Embree interviewed Lauren Zwicker, a grade 12 student from Dartmouth, NS, who recently travelled to Kenya on a Springforth short-term mission team.

Close of Morning Session and Prayer

Mrs. Goldye Smith reminded those gathered of the upcoming afternoon events.

Mrs. Goldye Smith announced that the business session will resume on Saturday, August 23, 2014 at 8:45 a.m.

Mrs. Goldye Smith invited Rev. Thelma McLeod to dismiss the morning session in prayer.

The meeting concluded at 12:00 p.m. and folk adjourned for lunch. The Crandall University Alumni BBQ was held on the outdoor pedway between Murray Hall and Stultz Hall.

**Friday Afternoon, August 22, 2014**

After lunch people assembled in the Gymnasium to hear Philip Yancey address pre-submitted questions that Dr. Peter Reid raised with him.

At 3:15 p.m. people assembled in the Brinton Auditorium to consider “Drama as Worship” with the theme “Breaking the Brave,” which is a Chameleon Jo Production, under the direction of Joanna Doak.



By 4:30 p.m. it was time for dinner. The Acadia Divinity College Alumni & Friends gathered on the outdoor pedway between Murray Hall and Stultz Hall for fellowship, for an ADC information session and for a lasagna dinner.

### **Friday Evening, August 22, 2014**

At 6:30 p.m. Rally #2 began with a warm welcome offered by Dr. Peter Reid to those in attendance in the Gymnasium, and via electronic imaging to those seated in the Brinton Auditorium.

Jeff Somers and his Band led in the singing of a selection of worship songs.

By 6:55 p.m. a Ministry Spotlight which focused on New Congregations began with a video featuring Rev. Dr. Teemu Lehtonen and the house church in Halifax of which he is a founding member. Rev. Greg Jones then personally interviewed Dr. Teemu Lehtonen.

Rev. Renée Embree came to the platform to introduce a special musical performance with violin and voice created and performed superbly by Hok and Wai-chung Kwan.

Dr. Peter Reid introduced this year's keynote speaker, Philip Yancey, who is a well-known and respected author. He began his life in Atlanta, Georgia. He earned graduate degrees in Communications and English from Wheaton College and the University of Chicago. For a decade he was Editor of *Campus Life Magazine*; then became a full-time writer who, among other things, wrote a monthly column for *Christianity Today* magazine, for which he still serves as Editor at Large. He and his wife, Janet, now live in Colorado. A prayer was offered for our speaker by Dr. Peter Reid, Executive Minister.

Philip Yancey chose to address "The Question that Never Goes Away." He shared some memories of the 9-11 tragedy in New York City. He drew our attention to his need to use words which led to his decision to order a compact version of the Complete Oxford Dictionary only to discover that the print was so small that he had to use a powerful magnifying glass to read the text. He then focused our attention on Jesus who believed in prayer, and who knew about unanswered prayer. He recommended that we look at the face of Jesus and observe his actions in order to begin to answer the question, "How does God feel about human suffering?" He shared insights from his visit to Japan after the devastating 2011 tsunami. He spoke appreciatively of the hospitality of the people in spite of the losses they had suffered. He recommended that after any tragedy one should look for the helpers, for actions speak louder than words. He stressed the fact that God gets pleasure when people do his will. We need to remember that God sides with the sufferer, and that he is already present in the midst of tragedy, and we make him visible to others through our actions. After drawing our attention to other tragedies, he focused on Romans chapter 8 the concluding section which he sees as a recycling passage that like redemption is forward looking.

Dr. Peter Reid thanked Philip Yancey for the message he had shared, and the people gave another round of applause.

Dr. Garth Williams came to the podium to express his concern regarding a potential pastoral crisis in our Atlantic Baptist Convention. He challenged those present to support CABC and the Pastors accredited through CABC. He invited the ushers to receive the evening offering. Jeff Somers and his band shared one worship song as the offering was received.

An insightful video concerning evangelism was viewed by those present.

A concluding worship song was led by Jeff Somers and his band.

Dr. Peter Reid invited to the platform Marie Clair Muirhead, a member of Highfield Street Baptist Church, who is a Board member at the Multi-cultural Association of Greater Moncton Area (MAGMA), and is Active in Moncton's Arabic and Muslim communities with husband Bruce. Mrs. Muirhead offered a Benediction in French.

The invitation to the after-hour events was given by Dr. Peter Reid. These included: The Atlantic Baptist Foundation Reception, in Stultz Hall; and The Oasis Café, in the Brinton Auditorium featuring Tim Milner, a worship leader, song writer, recording artist, author and teacher whose vision is to see the body of Christ place a high value on the worship and adoration of God, and on restoring true worship in the local church.

### **Saturday Morning, August 23, 2014**

The Early Morning Prayers were led by Rev. Dr. John Weiler in the MacArthur Chapel.

At 8:30 a.m. Dr. Peter Reid welcomed those in attendance in the Gymnasium, and invited Jeff Somers and his band to begin the morning session with a worship song.

By 8:45 a.m. Dr. Reid returned to the podium to introduce the Devotional Speaker, Rev. Dr. Harry Gardner, the President and Dean at Acadia Divinity College, and to offer prayer for him.

Rev. Dr. Harry Gardner chose to address the question, "Who will roll the stone away for us?" which was originally asked by Mary Magdalene, Mary the mother of James, and Salome as they made their way towards the tomb where Jesus had been buried (c.f. Mark 16:1-8). After sharing some of his experiences from trips to Turkey, Dr. Gardner invited the Acadia University Chaplain, Rev. Tim McFarland, to join him at the podium to share an exercise that he had used with his Chapel Assistants to illustrate the principle of rolling away. After inviting the Assembly to stand and choose a partner and to follow the actions of the Chaplain and the President who clenched their right fists, raised their right arms until their fists touched each other as each faced the other. They then turned 180 degrees and were now back to each other and free to roll away from each other. Many appreciated the humour of the exercise while others may still be trying to comprehend what was going on. The Chaplain left the platform and the President returned to the podium to remind his audience that according to another Gospel writer Mary Magdalene was in the garden and heard someone ask why she was crying. She turned and thought it was the gardener. Many appreciated the pun. Dr. Gardner went on to say that when Mary heard her name spoken she knew she was with Jesus, and he was alive. He encouraged those present, "Listen for your name from Jesus." Dr. Gardner had much more to say, but let this quote conclude this summary, "To die for Jesus is OK, but let's live for Jesus without fear."

Rev. Dr. Harry Gardner was thanked by Rev. Renée Embree who then introduced an Atlantic Baptist Youth Executive Video which introduced the Assembly to the young people with whom she serves.

Dr. Peter Reid explained the need now to transition to the morning Business Session.

**Family Business Session Minutes, Saturday, August 23, 2014**

Call to Order and Prayer

Mrs. Goldye L. H. Smith, President, called the meeting to order at 9:31 a.m. and invited Rev. Dr. Robert Knowles to offer an opening prayer.

Action Items from Minutes of Morning Business Session

Action Items from the Minutes of the Morning Business Session of Friday, August 22, 2014 were read by Rev. Ron Baxter, Recording Secretary.

**It was moved by Rev. Ron Baxter and seconded by Mary E. Trecartin that the action items from the Minutes of the Morning Business Session of Friday, August 22, 2014 be accepted as read. Motion Carried.**

Mrs. Goldye Smith thanked Rev. Ron Baxter and Rev. Mark Reece for serving as Recording Secretaries for Oasis 2014.

Vote on Renewal of 5-Year Appointment for the Director of Public Witness and Social Concern

Mrs. Goldye Smith asked that Dr. Lois Mitchell please vacate the hall for the discussion of the motion.

Mrs. Goldye Smith explained that at its Friday, September 19, 2013 meeting, the Council of the Convention voted to recommend to Oasis 2014 Assembly Delegates that Lois Mitchell, PhD, DD, be reappointed as Director of Public Witness and Social Concern for another five-year term.

**It was moved by Rev. Jamie MacArthur and seconded by Mrs. Wendy Dubois that Dr. Lois Mitchell be reappointed for another five-year term as Director of Public Witness and Social Concern.**

Mrs. Goldye Smith indicated that it is the practice of the Council and Assembly [c.f. Bylaw 6.03 (d) (i)] to vote on such matters by secret ballot; therefore, the scrutineers will distribute the ballots.

Discussion and Vote on Proposed Nominating Committee Guidelines

Mrs. Goldye Smith invited Dr. Peter Reid to explain the rationale for the Proposed Nominating Committee Guidelines, and to introduce the proposed Nominating Committee Guidelines document.

**It was moved by Rev. Rhonda Britton and seconded by Ms. Martha Ross that the Proposed Nominating Committee Guidelines be accepted as the guidelines for the Nominating Committee of the Convention of Atlantic Baptist Churches. Motion Carried.**

Ministry Spotlight: Simpson Lectures

Dr. Steve McMullin gave a presentation on the tremendous opportunities that exist for ministry amidst the shifting culture of Atlantic Canada, and the need for congregational renewal. The February 2015 Simpson Week at Acadia Divinity College will take the form of a Forum on Church Renewal. Dr. McMullin encouraged CABC pastors to consider taking his "Bringing Renewal to Established Congregations" course through ADC this fall in Halifax, NS and Smith's Cove, NS. The course will be offered in New Brunswick in 2015.

Ministry Spotlight: 2014 World Acadian Congress

Rev. Paul Carline, Director of Intercultural Ministries, gave a presentation on the 2014 World Acadian Congress centered in Edmundston, NB, and the role of the CABC in ministering to the Acadian people. Generous grants have been provided to the Congress organizers by the Atlantic Baptist Mission Board, the Northwestern Baptist Association, as well as a \$30,000 grant by the Atlantic Baptist Foundation. Paul appealed to the Assembly, "Please pray for this outreach among our French brothers and sisters."

Prayer Circles and Break

Mrs. Goldye Smith requested that the assembly gather in groups of two, three or four persons to pray, and then to have a break and return for further business at 10:25 a.m.

Results of Voting on the Director of Public Witness and Social Concern

**Mrs. Goldye Smith declared that Dr. Lois Mitchell has been reappointed by vote of the Assembly for another five-year term as Director of Public Witness and Social Concern.**

Mrs. Goldye Smith asked the Director of Public Witness and Social Concern to join her on the platform. She then offered a prayer for Dr. Lois Mitchell.

Discussion and Vote on Downsizing the Atlantic Baptist Foundation Board

Mrs. Goldye Smith invited Dr. Alan MacLean, Chairperson, Atlantic Baptist Foundation, to explain the rationale for the downsizing of the Atlantic Baptist Foundation Board.

**It was moved by Dr. Alan MacLean and seconded by Lic. Sarah Merrick that the Atlantic Baptist Foundation Board to be reduced to fifteen (15) members and not less than thirteen (13) members. Motion Carried.**

Video: Centers for New Congregations, Congregational Renewal, and Leadership Development

Dr. Peter Reid introduced a video update on the new Centers for: New Congregations, Congregational Renewal, and Leadership Development.

Other Business under the 24-Hour Rule

Since no other business items had been submitted to the Executive Minister by 11:45 a.m. yesterday, as required by the 24-Hour Rule, the President made this known to the Delegates and proceeded to the next item of business.

Adoption of Reports

Mrs. Goldye Smith called on the Executive Minister for direction regarding the remaining reports in the yearbook.

**It was moved by Dr. Peter Reid and seconded by Rev. Sterling Gosman that all reports not adopted be lifted from the table. Motion Carried.**

**It was moved by Dr. Peter Reid and seconded by Mrs. Jan McGuire that all remaining reports found in the yearbook and any that have been distributed be adopted. Motion Carried.**

Permission for Council to Adopt Remaining Minutes

Mrs. Goldye Smith requested permission (by motion) from the Assembly for the Council to adopt the remaining minutes.

**It was duly moved by Rev. David Dubois and seconded by Ms. Charmaine Mailman that the CABC Council be granted permission to adopt the remaining 2014 Assembly Minutes. Motion Carried.**

#### Date and Location of Assembly 2015

Mrs. Goldye Smith invited the Executive Minister to present a motion concerning the 2015 Assembly.

**It was moved by Dr. Peter Reid and seconded by Mrs. Kay Keddy that the 2015 Annual Assembly be held at Acadia University, Wolfville, Nova Scotia from August, 20-23, 2015. Motion Carried.**

Dr. Peter Reid announced that Ed Stetzer has been confirmed as the keynote speaker for Oasis 2015, and that Dr. Anna Robbins will be the keynote speaker for Oasis 2016.

#### Appointment of Chief Scrutineer for Assembly 2015

Mrs. Goldye Smith invited the Executive Minister to address the matter of Chief Scrutineer for the 2015 Annual Assembly.

**It was moved by Dr. Peter Reid and seconded by Mrs. Mary Billard that Rev. Donald Dunn be appointed the Chief Scrutineer for the 2015 Annual Assembly. Motion Carried.**

#### Appreciation of Help

Mrs. Goldye Smith expressed appreciation on behalf of the Delegates to all those who helped with the Oasis 2014 program.

#### Adjournment of Business Session and Prayer

The Executive Minister, Dr. Peter Reid, reported that the number of participants duly registered for Oasis 2014 was 798 adults and 100 children and youth. Approximately 1,000 were in attendance at Rally #2.

Mrs. Goldye Smith reminded the delegates of the remaining program options.

Mrs. Goldye Smith sought a motion to adjourn the business sessions of the 168<sup>th</sup> Annual Convention Assembly (Oasis).

**It was moved by Rev. Sterling Gosman and seconded by Mary E. Trecartin that the Business Sessions be adjourned. Motion Carried at 10:49 a.m.**

The President then invited Dr. Harry Gardner to close the session in prayer.

#### **Saturday Afternoon, August 23, 2014**

The afternoon began with attendees having the opportunity to line up outside Brinton Auditorium in order to have Philip Yancey sign copies of books which he has authored.

By 2:00 p.m. people filled the Brinton Auditorium for a Concert featuring an award winning singer and songwriter who was originally from North Preston, Nova Scotia, Reeny Smith.

Between 3:15 and 4:30 p.m. a variety of Seminars were offered at various locations on campus.

By 4:30 p.m. folk could have supper at the Murray Hall Cafeteria. Those who were being honoured for specific anniversaries of their ordination were invited to attend an Ordination Milestone Leadership Dinner in Stultz Hall. These persons were introduced to the Assembly later via a power point presentation.

### **Saturday Evening, August 23, 2014**

The Saturday evening session began at 6:30 p.m. with a captivating recitation entitled "LOVE" which was prepared and delivered by Noah MacDonald, a grade 12 graduate from Oromocto who will begin his undergraduate studies at Crandall University in September. The rhythmic points presented led to the declaration that "True love is God," and concluded abruptly with the statement, "It's love; it's for you!"

Dr. Peter Reid acknowledged having shared the annual "Ordination Milestone Leadership Dinner" today with a number of our Convention's veteran pastors. Via a Power Point Presentation the Assembly met the following pastors who had been invited to this year's dinner:

#### **Ordination Milestone of 45 Years:**

Maj. J. Alton Alexander; Rev. Dr. Malcolm W. Card; Rev. Frederick H. Gay;  
Rev. Harold H. Price; Rev. Roger H. Prentice; Rev. Dr. W. Ralph Richardson.

#### **Ordination Milestone of 50 years:**

Rev. Robert E. Baker; Rev. Edward G. Britten; Rev. Roger A. Estey;  
Rev. Eldon A. Hicks; Rev. Nelson A. Metcalfe; Rev. Neal Owen Smith;  
Rev. Hardy R. Worden.

#### **Ordination Milestone of 55 years:**

Rev. Darrell F. Chase; Rev. Peter Downie; Rev. Dr. Peter J. Paris.

#### **Ordination Milestone of 60 years:**

Rev. Owen D. Cochran.

Jeff Somers & his Band led the Assembly in a series of worship songs. During this time Jeff thanked those in the Assembly for sharing so eagerly in worship. He also introduced the members of his band: his sister Gillian; John Ferguson; Steven Moore; Dan Guptill; Jamie Chambers; and Mark from the Lewisville Baptist Church.

Noah MacDonald returned to the platform to present his second recitation; this one on "Sin." Within the messages presented was the declaration that "an escort mission is our call," "the Bible is a sword," and "God's in charge;" plus the pertinent question, "Do you know Jesus Christ?"

Dr. Peter Reid, welcomed Philip and Janet Yancey to our 2014 Convention Assembly, and introduced this year's theme speaker, Philip Yancey, a respected author and gifted speaker. With Philip Yancey beside

him at the podium Dr. Reid offered a prayer for him.

Philip Yancey's theme tonight was, "Grace," and his opening question was, "Whatever happened to good news?" His biblical text was Hebrews 12:15a, "See to it that no one misses the grace of God." Philip Yancey pointed out that we are living "in a world of un-grace." He went on to point out how Jesus looked for the dirtiest people in order to share the grace of God with them; and how Jesus told stories about people, like Samaritans, lepers and even a prodigal son, who experienced God's grace. He directed our attention to Luke 7:36ff where Jesus is a dinner guest in the home of Simon, a Pharisee, when a woman came in behind Jesus weeping at his feet so that her tears wet his feet. "Then she wiped them with her hair, kissed them and poured perfume on them." The host was very uncomfortable. Mr. Yancey asked his listeners, "How do people feel in your church?" Then he went on to say, "Jesus provided a safe place for sinners; therefore, let your church be a safe place for sinners ... Offer transforming hope, faith and forgiveness." A further illustration was taken from the fourth chapter of the Gospel of John where Jesus had a conversation with a woman at Jacob's well in Samaria near the town of Sychar, and as a result of the discussion that they had "Jesus called his first missionary." Philip Yancey drew illustrations from his own life as well as further biblical insight from such people as Thomas (c.f. John 20:24f), the blind beggar (c.f. Luke 18:35ff), and Zacchaeus (c.f. Luke 19:1ff); and concluded with the experiences of Jackie Robinson who "had the guts not to fight back;" and Stewart and Gladys Staines who worked with lepers. "Grace is an unusual power ... Grace is the way God treats us ... Dispense God's grace."

When Dr. Peter Reid came to the podium to thank Philip Yancey his opening remark was, "This has been the word of God to us." After expressing his thanks, embraced by a hearty standing applause, he invited Janet Yancey to the podium and presented to them a gift bag of Maritime treats, including some dulce.

Rev. Greg Jones spoke about the scope of the ministries of CABC and invited those present to contribute an offering. Worship songs were led by Jeff Somers & his band as the offering was received.

Rev. Sam Chaise came to the podium during a brief Canadian Baptist Ministries video presentation to acknowledge that "the world is broken;" "all need Christ;" "150,000 Baptists embrace the people of a broken world through word and deed." The well planned CBM presentation by Sam Chaise, Jennifer Lou and Alden Crain was effectively illustrated by brief video clips which are available through [www.cbmin.org](http://www.cbmin.org). Alden Crain invited Dr. Dan Green and his wife Trish to the platform so that they could present to Sam Chaise a cheque payable to CBM for \$3,829.21, which came from the 16<sup>th</sup> Annual Giving Golf Tournament hosted by the Chester Baptist Church in support of CBM and Long Lake Camp in the Lunenburg-Queens Baptist Association. Sam expressed thanks for the gift, and reminded those present that they too can help their world through prayers and financial support for CBM.

A concluding Worship song was led by Jeff Somers and his band.

Dr. Reid came to the platform to express thanks to Crandall University's Cathy Briggs for her many years of food service. She will retire following Oasis 2014.

Pastor Chong Hoon Lee (John), Pastor of the Saint John "Global Mission Church," which is a ministry in partnership with Forest Hills Baptist, was invited to the podium by Dr. Reid to offer the Benediction in Korean.

Following the Benediction Dr. Reid invited folk to the following Evening Events:

The Atlantic Baptist Mission Board Reception in Rooms 117/127 of the Stultz Hall; and The Oasis Café in the Stultz Hall Commons featuring Reeny Smith.

### **Sunday Morning, August 24, 2014**

Early Morning Prayer with Rev. Dr. John Weiler began at 8:15 a.m. in the MacArthur Chapel, on the second level of the Stultz Hall.

From 8:45 – 10:00 a.m. Seminars were offered at various locations within Murray and Stultz Halls.

By 10:00 a.m. the doors were opened to the Gymnasium, and as people assembled for the concluding session of Oasis 2014 a Ministry Spotlight video showing pictures from the week was provided by Amy Pike.

At 10:30 a.m. Jeff Somers welcomed those in attendance and with his band members led in the singing of Worship Songs.

Pastor Iona Crawley then came to the platform to offer prayer for Rev. Greg Jones, the CABC staff member designated to speak this morning in relation to the 200<sup>th</sup> Anniversary of the Atlantic Baptist Mission Board.

Rev. Greg Jones expressed his appreciation for the research and work that Rev. Dr. Peter Lohnes had undertaken in order that his book, A MISSIONAL MINDED PEOPLE 200 Years of Atlantic Baptist Mission 1814 – 2014, could be presented to each person who registered and attended Oasis 2014. Drawing highlights from Lohnes' book and his own experience as a CABC staff member Greg Jones gave an illustrated address on the combined 200 year history of the Home Mission Board and the Atlantic Baptist Mission Board. His presentation concluded with video testimonies from Pastors, people and congregations in Atlantic Canada who have benefited from the resources provided by the Atlantic Baptist Mission Board.

When Rev. Greg Jones had concluded his talk, Dr. Peter Reid offered a prayer of thanksgiving and commitment to further ministry through the ABMB.

After giving various notices Dr. Reid reminded those present of his concern for Yussef Ben Cheikh Brahim, his wife, Sonia, and daughter, Sarah, whose Refugee Claim was recently denied and they are to be deported back to Tunisia where they will face very unsafe conditions due to their Christian faith. Dr. Reid invited those present to join him as he offered a Prayer of Intersession for Yussef and his family.

Dr. Reid explained the practice of observing a Memorial Moment for Deceased Clergy, and invited those present, as one is able, to stand as the names and pictures of the ten accredited persons who had died since the 2013 Convention Assembly appeared on screens. They included:

1. Rev. Dr. Gordon Keith Churchill (1939-2013)
2. Rev. Douglas Campbell (1951 – 2013)
3. Rev. Angus Walter (Puzz) Bagley (1927 – 2013)
4. Rev. Douglas S. Kinsman (1924 – 2014)
5. Rev. George Alexander Morrison (1925-2014)
7. Rev. Betty Marie Schofield (1944 – 2014)



8. Pastor Timothy Alan Bigelow (1955-2014)
9. Rev. Dennis Russell Leamont (1952-2014)
10. Rev. Randy Fawkes (1950 – 2014)

Following a time of silence the people were seated to view the video, “Come As You Are,” by David Crowder which was projected on the screens.

The Communion was led by Rev. Dr. Charles Harvey, with Senior CABC Staff and Spouses serving the bread/cup vessels to those in attendance while reflective music was offered by Mr. Jeff Somers and his sister Gillian.

Following the celebration of the Lord’s Supper, Dr. Peter Reid went to the podium on the platform to invite Mrs. Goldye Smith and Rev. Michael Palmer to join him. Once they were with him Dr. Reid presented the outgoing President Goldye Smith with a gift from CABC, then she presented the gavel to the incoming President Michael Palmer, and Dr. Reid offered prayer for him. Rev. Michael Palmer, with the gavel in hand, declared the 168<sup>th</sup> Convention Assembly closed, and struck the podium with the gavel. He then pronounced the Benediction.

Respectfully submitted,

---

Rev. Ronald Baxter, Recording Secretary

---

Rev. Mark Reece, Recording Secretary

Countersigned by

---

Mrs. Goldye L. H. Smith, President

**UNITED BAPTIST WOMAN'S MISSIONARY UNION/ATLANTIC BAPTIST WOMEN  
2014 Report**

In 2014 the UBWMU / ABW was led by President, Jemell Moriah and five Officers: D. J. Moore – Vice President, Ellen Simpson – General Treasurer, Leslie George- Secretary, Lorna McCain – Home Mission Superintendent, Lisa Lohnes – Corresponding Secretary. Executive meetings were held April 11 - 13 at Cherry Brook United Baptist Church, NS and October 3-5, Highfield Street Baptist Church, Moncton, NB.

The 2014 Convention was held at Crandall University, May23-25. Theme: Living HOPE Theme verse: Romans 15:13. Approximately 425 women attended.

At the Annual Business meeting held on Friday, May 23 the position, "Youth & Creative Outreach Coordinator" that was created as a one year pilot project in May 2013, was reviewed. Rev. Joanna Doak will continue in this part-time position until Dec. 2015. **Purpose:** To empower young women and girls in the Atlantic provinces by raising their understanding of God's love for them.

The Youth and Creative Outreach Coordinator will accomplish this through social media, intergenerational partnerships with women of UBWMU / ABW, visiting our Baptist Association Camps, hosting "Free to be ME!" parties for young girls and sleepover events for teenage girls within our CABC churches and associations throughout the Atlantic Provinces. The YCOC will specifically minister to girls and young women in the Atlantic Provinces, to help them understand God's love for them. These methods will help girls and young women recognize how much God values them and His call on their lives. These methods will provide teaching and relationships that will help girls and young women make healthy, wise life-style choices.

Woman's Missionary Societies / Atlantic Baptist Women's groups Churches, Associations and Camps will be invited to host events that the Youth and Creative Outreach Coordinator will help organize and lead. Rev. Doak has participated in several events; ministering to girls, teens and young women.

A quilt presentation was part of the convention program. Seven Acadia Divinity College women graduates received a handmade quilt. The quilts are made and donated by WMS/ ABW groups. They are given to show our support to the women in ministry.

Three DVBS teams led 32 DVBS in churches in NS, NB and PE. Twelve Baptist Camps were given grants for their summer ministry six NS camps, five in NB and NL Adventure Camp. The mission project for DVBS and Camps was to provide funds to renovate and repair homes in Bolivia to help protect families from chagas disease. Children's mission groups, "Global Adventures" and Little Lights also participated in this project throughout the year.

WMS / ABW groups participated in an annual Home Mission project.

The 2014 project, "Virtual Shopping for our Summer Ministries" provided funds for the DVBS and camp ministries.

Baptist women from the Atlantic Provinces participated in two short term mission trips in 2014. A group of eight women traveled to Cuba April 15-29 to encourage our CBM partner, the Fraternity of Baptist Churches in Cuba. They were invited to lead children's and women's ministries. Three women from NB and one from NS traveled to Rwanda

with the Canadian Baptist Women's team, led by Anne Drost. The eleven women from across Canada visited CBM Global Field staff, ministry projects and shared with women from the Democratic Republic of Congo who have been helped by the offering from the Great Canadian Women's Bible Study.

The president and executive director are members of the Canadian Baptist Women's Committee that met in May and October in Mississauga, ON. In September our president also became the president of Canadian Baptist Women. Two important projects of Canadian Baptist Women are: The Great Canadian Bible Study and the International Student Scholarship. In January Baptist women across Canada share a prepared Bible Study and support a mission project. The mission project supported the women in the Democratic Republic of Congo (DRC) who have experienced rape and sexual violence. The Church in the DRC, that is a partner with CBM, provides care, counseling and micro credit endeavours for the women. A young woman who had been a student at Crandall University Sept 2009 – March 2014, was the recipient of the International Student Scholarship, that supports a woman who desires to complete a university degree. In Sept. a student at the Arab Baptist Theological Seminary began receiving our support.

North American Baptist Women Union board meeting was held in March in Philadelphia. The president and executive director are members of this board. NABWU connects us to the Baptist World Alliance women's department. November 3 was the designated Baptist Women's World Day of Prayer. Our Baptist women of the Atlantic Provinces join with Baptist women throughout the world to pray and support mission projects that will encourage and enhance women's lives and those of their families. Two ministries, supported by UBWMU / ABW, received a Day of Prayer Grant.

Tidings magazine was printed 10 times during the year. The decision was made to print it in full colour beginning Jan. 2014. The On Line Newsletter was sent out 10 times during the year.

Serving Him,

Marilyn Steeves  
Executive Director

**SECTION C**

**CABC FINANCIAL STATEMENT  
REPORT OF THE CABC TREASURER**

7

**CONVENTION OF ATLANTIC BAPTIST CHURCHES**

**FINANCIAL STATEMENTS**

**DECEMBER 31, 2014**

# CONVENTION OF ATLANTIC BAPTIST CHURCHES

DECEMBER 31, 2014

## CONTENTS

|  | Page   |
|--|--------|
| <b>INDEPENDENT AUDITORS' REPORT</b>                              | 1 - 2  |
| <b>FINANCIAL STATEMENTS</b>                                      |        |
| Statement of Financial Position                                  | 3      |
| Statement of Changes in Net Assets                               | 4      |
| Statement of Operations  | 5      |
| Statement of Cash Flows  | 6      |
| Schedule of Convention Operations                                | 7      |
| Schedule of Restricted Fund Operations and Changes in Net Assets | 8      |
| Notes to Financial Statements                                    | 9 - 14 |

39 Canterbury Street  
P.O. Box 6668  
Saint John  
New Brunswick  
E2L 4S1

Tel (506) 636-9220  
Fax (506) 634-8208  
E-mail [tsdsj@tsdca.com](mailto:tsdsj@tsdca.com)

---

**TEED  
SAUNDERS  
DOYLE & CO.**  
**Chartered Accountants**

---

Independent member of DFK International

## INDEPENDENT AUDITORS' REPORT

To the Directors of the Convention of Atlantic Baptist Churches

We have audited the accompanying financial statements of the Convention of Atlantic Baptist Churches, which comprise the statement of financial position as at December 31, 2014, and the statements of changes in net assets, operations and cash flows for the year then ended, and a summary of significant accounting policies and other explanatory information.

### *Management's Responsibility for the Financial Statements*

Management is responsible for the preparation and fair presentation of these financial statements in accordance with Canadian accounting standards for not-for-profit organizations, and for such internal control as management determines is necessary to enable the preparation of financial statements that are free from material misstatement, whether due to fraud or error.

### *Auditors' Responsibility*

Our responsibility is to express an opinion on these financial statements based on our audit. We conducted our audit in accordance with Canadian generally accepted auditing standards. Those standards require that we comply with ethical requirements and plan and perform the audit to obtain reasonable assurance about whether the financial statements are free from material misstatement.

An audit involves performing procedures to obtain audit evidence about the amounts and disclosures in the financial statements. The procedures selected depend on the auditors' judgment, including the assessment of the risks of material misstatement of the financial statements, whether due to fraud or error. In making those risk assessments, the auditors consider internal control relevant to the entity's preparation and fair presentation of the financial statements in order to design audit procedures that are appropriate in the circumstances, but not for the purpose of expressing an opinion on the effectiveness of the entity's internal control. An audit also includes evaluating the appropriateness of accounting policies used and the reasonableness of accounting estimates made by management, as well as evaluating the overall presentation of the financial statements.

We believe that the audit evidence we have obtained in our audit is sufficient and appropriate to provide a basis for our qualified audit opinion.

*(continues)*

Saint John Partners  
Andrew P. Logan     Peter L. Logan  
Jean-Marc Poirier



Fredericton Partners  
Brian J. Saunders     David H. Bradley  
Jeffrey E. Saunders     John H. Landry  
T.J. Smith     Kenneth H. Kyle


Independent Auditors' Report to the Directors of the Convention of Atlantic Baptist Churches (*continued*)

*Basis for Qualified Opinion*

In common with many charitable organizations, the Convention derives revenue from donations, the completeness of which is not susceptible to satisfactory audit verification. Accordingly, our verification of these revenues was limited to the amounts recorded in the records of the Convention and we were not able to determine whether any adjustments might be necessary to revenue, excess (deficiency) of revenue over expenditures, assets and fund balances.

*Qualified Opinion*

In our opinion, except for the effects of the matter described in the Basis for Qualified Opinion paragraph, the financial statements present fairly, in all material respects, the financial position of the Convention of Atlantic Baptist Churches as at December 31, 2014, and the results of its operations and its cash flows for the year then ended in accordance with Canadian accounting standards for not-for-profit organizations.



CHARTERED PROFESSIONAL ACCOUNTANTS

Saint John, New Brunswick  
April 10, 2015




**CONVENTION OF ATLANTIC BAPTIST CHURCHES**


**STATEMENT OF FINANCIAL POSITION**

**AS AT DECEMBER 31, 2014**

|   | <u>2014</u>         | <u>2013</u>         |
|---|---------------------|---------------------|
| <b>ASSETS</b>   |                     |                     |
| <b>CURRENT</b>  |                     |                     |
| Cash (Notes 2, 3)   | \$ 115,738          | \$ 128,937          |
| Restricted cash (Notes 2, 3)                                      | 138,909             | 113,797             |
| Accounts receivable (Notes 2, 3, 4)                               | 344,939             | 408,511             |
| Accounts receivable from related organizations<br>(Notes 2, 3, 8) | 12,608              | 15,345              |
| Prepaid expenses  | <u>19,855</u>       | <u>16,890</u>       |
|   | <u>632,049</u>      | <u>683,480</u>      |
| <b>INVESTMENTS (Notes 2, 3, 5)</b>                                |                     |                     |
| Restricted  | 559,609             | 566,612             |
| Unrestricted  | <u>194,826</u>      | <u>225,162</u>      |
|   | <u>754,435</u>      | <u>791,774</u>      |
| <b>CAPITAL ASSETS (Notes 2, 6)</b>                                |                     |                     |
|   | <u>230,973</u>      | <u>261,335</u>      |
| <b>DEFERRED COSTS (Note 2)</b>                                    |                     |                     |
|   | <u>25,000</u>       | <u>-</u>            |
|   | <u>\$ 1,642,457</u> | <u>\$ 1,736,589</u> |
| <b>LIABILITIES</b>  |                     |                     |
| <b>CURRENT</b>  |                     |                     |
| Accounts payable and accrued liabilities (Notes 2, 3)             | \$ 70,793           | \$ 133,275          |
| Distributions payable to agencies (Notes 2, 3, 8)                 | 205,822             | 239,992             |
| Accounts payable to related organizations<br>(Notes 2, 3, 8)      | 45,636              | 42,348              |
| Deferred revenue (Note 2)   | <u>29,822</u>       | <u>51,286</u>       |
|   | <u>352,073</u>      | <u>466,901</u>      |
| <b>FUTURE EMPLOYEE BENEFITS (Notes 2, 3, 7)</b>                   |                     |                     |
|   | <u>46,899</u>       | <u>44,312</u>       |
| <b>FUND BALANCES</b>  |                     |                     |
| <b>UNRESTRICTED</b>   | 544,967             | 544,967             |
| <b>RESTRICTED (Note 2), Page 8</b>                                | <u>698,518</u>      | <u>680,409</u>      |
|   | <u>1,243,485</u>    | <u>1,225,376</u>    |
|   | <u>\$ 1,642,457</u> | <u>\$ 1,736,589</u> |

APPROVED ON BEHALF OF THE BOARD:

  
 \_\_\_\_\_ Chairman

  
 \_\_\_\_\_ Director

# CONVENTION OF ATLANTIC BAPTIST CHURCHES

## STATEMENT OF CHANGES IN NET ASSETS FOR THE YEAR ENDED DECEMBER 31, 2014

|  | Convention        |                   | Restricted Funds  |                   | Total               |                     |
|--|-------------------|-------------------|-------------------|-------------------|---------------------|---------------------|
|  | 2014              | 2013              | 2014              | 2013              | 2014                | 2013                |
| NET ASSETS AT BEGINNING OF YEAR                  | \$ 544,967        | \$ 544,860        | \$ 680,409        | \$ 679,673        | \$ 1,225,376        | \$ 1,224,533        |
| Excess (deficiency) of revenue over expenditures | (19,109)          | (23,393)          | 37,218            | 24,236            | 18,109              | 843                 |
| Transfers (Note 2)                               | 19,109            | 23,500            | (19,109)          | (23,500)          | -                   | -                   |
| <b>NET ASSETS AT END OF YEAR</b>                 | <b>\$ 544,967</b> | <b>\$ 544,967</b> | <b>\$ 698,518</b> | <b>\$ 680,409</b> | <b>\$ 1,243,485</b> | <b>\$ 1,225,376</b> |

**CONVENTION OF ATLANTIC BAPTIST CHURCHES**  
**STATEMENT OF OPERATIONS**

**FOR THE YEAR ENDED DECEMBER 31, 2014**

|   | Convention (Page 7) |                    | Restricted Funds (Page 8) |                  | Total            |                  |
|---|---------------------|--------------------|---------------------------|------------------|------------------|------------------|
|   | 2014                | 2013               | 2014                      | 2013             | 2014             | 2013             |
| <b>REVENUE (Note 2)</b>                                 |                     |                    |                           |                  |                  |                  |
| Administration fees                                     | \$ 17,488           | \$ 24,640          | \$ 100,768                | \$ 210,992       | \$ 118,256       | \$ 235,632       |
| Church and CABC offerings (Note 8)                      | 2,071,748           | 2,128,199          | 74,887                    | 81,292           | 2,146,635        | 2,209,491        |
| Conference and other revenue                            | 247,137             | 330,658            | 862                       | 2,609            | 247,999          | 333,267          |
| Designated offerings                                    | 339,745             | 393,706            | 216,476                   | 203,791          | 556,221          | 597,497          |
| Interest and investment                                 | <u>5,277</u>        | <u>5,744</u>       | <u>18,256</u>             | <u>18,385</u>    | <u>23,533</u>    | <u>24,129</u>    |
|   | <u>2,681,395</u>    | <u>2,882,947</u>   | <u>411,249</u>            | <u>517,069</u>   | <u>3,092,644</u> | <u>3,400,016</u> |
| <b>EXPENDITURES</b>                                     |                     |                    |                           |                  |                  |                  |
| Amortization  | 30,774              | 31,474             | -                         | -                | 30,774           | 31,474           |
| Bank charges and interest                               | 2,826               | 3,347              | -                         | -                | 2,826            | 3,347            |
| Conferences   | 88,799              | 124,327            | -                         | -                | 88,799           | 124,327          |
| Distributions to agencies (Note 8)                      | 1,075,717           | 1,216,497          | -                         | -                | 1,075,717        | 1,216,497        |
| Grants and assistance (Note 2)                          | 2,500               | 2,400              | 91,486                    | 98,540           | 93,986           | 100,940          |
| Insurance   | 23,200              | 22,986             | -                         | -                | 23,200           | 22,986           |
| Meetings and travel                                     | 178,436             | 207,134            | 812                       | 872              | 179,248          | 208,006          |
| Miscellaneous   | 6,833               | 3,134              | 1,693                     | 3,131            | 8,526            | 6,265            |
| Oasis   | 62,975              | 55,241             | -                         | -                | 62,975           | 55,241           |
| Occupancy costs   | 13,341              | 13,084             | -                         | -                | 13,341           | 13,084           |
| Office  | 12,621              | 8,881              | -                         | -                | 12,621           | 8,881            |
| Postage   | 19,957              | 16,815             | 75                        | 93               | 20,032           | 16,908           |
| Printing  | 20,081              | 19,210             | -                         | -                | 20,081           | 19,210           |
| Professional fees                                       | 19,382              | 30,187             | -                         | -                | 19,382           | 30,187           |
| Programs and materials                                  | 131,917             | 168,013            | -                         | -                | 131,917          | 168,013          |
| Repairs and maintenance                                 | 11,266              | 6,945              | -                         | -                | 11,266           | 6,945            |
| Salaries and benefits                                   | 969,007             | 929,084            | 279,965                   | 390,197          | 1,248,972        | 1,319,281        |
| Systems maintenance                                     | 8,510               | 27,663             | -                         | -                | 8,510            | 27,663           |
| Telephone   | <u>22,362</u>       | <u>19,918</u>      | <u>-</u>                  | <u>-</u>         | <u>22,362</u>    | <u>19,918</u>    |
|   | <u>2,700,504</u>    | <u>2,906,340</u>   | <u>374,031</u>            | <u>492,833</u>   | <u>3,074,535</u> | <u>3,399,173</u> |
| <b>EXCESS (DEFICIENCY) OF REVENUE OVER EXPENDITURES</b> | <u>\$ (19,109)</u>  | <u>\$ (23,393)</u> | <u>\$ 37,218</u>          | <u>\$ 24,236</u> | <u>\$ 18,109</u> | <u>\$ 843</u>    |

# CONVENTION OF ATLANTIC BAPTIST CHURCHES

## STATEMENT OF CASH FLOWS

FOR THE YEAR ENDED DECEMBER 31, 2014

|  | <u>2014</u>       | <u>2013</u>       |
|--|-------------------|-------------------|
| <b>CASH PROVIDED BY (USED IN)</b>              |                   |                   |
| <b>Operating activities</b>                    |                   |                   |
| Excess of revenue over expenditures            | \$ 18,109         | \$ 843            |
| Items not involving cash:                      |                   |                   |
| Loss on disposal of capital assets             | 20                | 22                |
| Amortization of capital assets                 | 30,774            | 31,474            |
| Change in deferred costs                       | <u>12,500</u>     | <u>-</u>          |
|  | 61,403            | 32,339            |
| Changes in non-cash working capital balances:  |                   |                   |
| Accounts receivable                            | 63,572            | (21,711)          |
| Accounts receivable from related organizations | 2,737             | (11,074)          |
| Prepaid expenses                               | (2,965)           | (901)             |
| Accounts payable and accrued liabilities       | (62,482)          | (21,313)          |
| Distributions payable to agencies              | (34,170)          | (4,836)           |
| Accounts payable to related organizations      | 3,288             | 2,739             |
| Deferred revenue                               | <u>(21,464)</u>   | <u>2,183</u>      |
|  | <u>9,919</u>      | <u>(22,574)</u>   |
| <b>Investing activities</b>                    |                   |                   |
| Decrease (increase) in investments             | 37,339            | (63,757)          |
| Purchase of capital assets                     | (1,332)           | (4,494)           |
| Proceeds on disposal of capital assets         | 900               | 400               |
| Acquisition of deferred costs                  | <u>(37,500)</u>   | <u>-</u>          |
|  | <u>(593)</u>      | <u>(67,851)</u>   |
| <b>Financing activity</b>                      |                   |                   |
| Future employee benefits                       | <u>2,587</u>      | <u>1,697</u>      |
| <b>INCREASE (DECREASE) IN CASH</b>             | 11,913            | (88,728)          |
| <b>CASH AT BEGINNING OF YEAR</b>               | <u>242,734</u>    | <u>331,462</u>    |
| <b>CASH AT END OF YEAR</b>                     | \$ <u>254,647</u> | \$ <u>242,734</u> |
| <b>REPRESENTED BY:</b>                         |                   |                   |
| Cash   | \$ 115,738        | \$ 128,937        |
| Restricted cash                                | <u>138,909</u>    | <u>113,797</u>    |
|  | \$ <u>254,647</u> | \$ <u>242,734</u> |
| <b>SUPPLEMENTARY CASH FLOW INFORMATION</b>     |                   |                   |
| Interest received                              | \$ <u>23,533</u>  | \$ <u>24,129</u>  |

# CONVENTION OF ATLANTIC BAPTIST CHURCHES

## SCHEDULE OF CONVENTION OPERATIONS

FOR THE YEAR ENDED DECEMBER 31, 2014

|   | General          | Ministerial Standards & Education | Executive Minister's Office and Communications | Youth and Family Ministries | Council and Committees | Administration | New Congregations | Public Witness and Social Concern | Intercultural Ministries | Clergy Formation & Wellness | Total 2014       | Total 2013       |
|---|------------------|-----------------------------------|--|-----------------------------|------------------------|----------------|-------------------|-----------------------------------|--------------------------|-----------------------------|------------------|------------------|
| <b>REVENUE (Note 2)</b>                                 |                  |                                   |  |                             |                        |                |                   |                                   |                          |                             |                  |                  |
| Administration fees                                     |                  |                                   |  |                             |                        |                |                   |                                   |                          |                             | \$ 17,488        | \$ 24,640        |
| Church and CABC offerings (Note 8)                      | 710,181          | 76,596                            | 283,379  | 136,000                     | 66,415                 | 218,100        | 409,786           | 25,773                            | 44,702                   | 100,816                     | 2,071,748        | 2,128,199        |
| Conference and other revenue                            | 78,749           | -                                 | 11,350   | 122,702                     | -                      | 241            | 5,865             | 4,350                             | 9,600                    | 14,280                      | 247,137          | 330,658          |
| Designated offerings                                    | 339,570          | 23                                | -  | 129                         | -                      | -              | 23                | -                                 | -                        | -                           | 339,745          | 393,706          |
| Interest and investment                                 | -                | -                                 | -  | -                           | -                      | 5,277          | -                 | -                                 | -                        | -                           | 5,277            | 5,744            |
|   | <u>1,128,500</u> | <u>76,619</u>                     | <u>294,729</u>                                 | <u>258,831</u>              | <u>66,415</u>          | <u>241,106</u> | <u>415,674</u>    | <u>30,123</u>                     | <u>54,302</u>            | <u>115,096</u>              | <u>2,681,395</u> | <u>2,882,947</u> |
| <b>Budget</b>   | <u>1,059,600</u> | <u>82,284</u>                     | <u>282,875</u>                                 | <u>276,307</u>              | <u>99,500</u>          | <u>227,000</u> | <u>411,982</u>    | <u>25,950</u>                     | <u>53,527</u>            | <u>121,452</u>              | <u>2,640,477</u> | <u>2,696,000</u> |
| <b>EXPENDITURES</b>                                     |                  |                                   |  |                             |                        |                |                   |                                   |                          |                             |                  |                  |
| Amortization  |                  |                                   |  |                             |                        |                |                   |                                   |                          |                             |                  |                  |
| Bank charges and interest                               |                  |                                   |  |                             |                        |                |                   |                                   |                          |                             | 30,774           | 31,474           |
| Conferences   |                  |                                   | 395  | 78,759                      | 6,018                  | -              | -                 | 3,627                             | -                        | -                           | 2,826            | 3,347            |
| Distributions to agencies (Note 8)                      | 1,075,717        | -                                 | -  | -                           | -                      | -              | -                 | -                                 | -                        | -                           | 88,799           | 124,327          |
| Grants and assistance (Note 2)                          |                  | 500                               | -  | -                           | -                      | -              | -                 | 2,000                             | -                        | -                           | 2,500            | 2,400            |
| Insurance   |                  | 25,590                            | 20,377   | 16,624                      | 36,846                 | 1,418          | 56,567            | 2,220                             | 9,152                    | 9,642                       | 23,200           | 22,986           |
| Meetings and travel                                     |                  | 68                                | -  | 5,508                       | -                      | 1,213          | 44                | -                                 | -                        | -                           | 178,436          | 207,134          |
| Miscellaneous   | 62,975           | -                                 | -  | -                           | -                      | -              | -                 | -                                 | -                        | -                           | 6,833            | 3,134            |
| Oasis   |                  |                                   |  |                             |                        |                |                   |                                   |                          |                             | 62,975           | 55,241           |
| Occupancy costs   |                  |                                   |  |                             |                        |                |                   |                                   |                          |                             | 13,341           | 13,084           |
| Office  |                  |                                   | 3,623  | 1,637                       | -                      | 5,357          | 984               | -                                 | 74                       | 946                         | 12,621           | 8,881            |
| Postage   |                  | 774                               | 13,531   | 353                         | 821                    | 4,419          | 25                | 5                                 | 20                       | 9                           | 19,957           | 16,815           |
| Printing (recovery)                                     |                  | 515                               | 17,136   | 2,014                       | 224                    | (180)          | 277               | 60                                | 35                       | -                           | 20,081           | 19,210           |
| Professional fees                                       |                  | 294                               | -  | -                           | 19,088                 | -              | -                 | -                                 | -                        | -                           | 19,382           | 30,187           |
| Programs and materials                                  |                  | 1,850                             | 9,171  | 26,926                      | -                      | -              | 68,797            | -                                 | 8,611                    | 16,562                      | 131,917          | 168,013          |
| Repairs and maintenance                                 |                  | 46,082                            | 227,463  | 122,780                     | 2,587                  | 143,147        | 284,024           | 21,048                            | 35,343                   | 86,533                      | 969,007          | 929,084          |
| Salaries and benefits                                   |                  | -                                 | 178  | -                           | -                      | 8,332          | -                 | -                                 | -                        | -                           | 11,266           | 6,945            |
| Systems maintenance                                     |                  | -                                 | -  | -                           | -                      | -              | -                 | -                                 | -                        | -                           | 8,510            | 27,663           |
| Telephone   |                  | 415                               | 2,855  | 4,230                       | -                      | 6,272          | 4,956             | 1,163                             | 1,067                    | 1,404                       | 22,362           | 19,918           |
|   | <u>1,138,692</u> | <u>76,088</u>                     | <u>294,729</u>                                 | <u>258,831</u>              | <u>77,150</u>          | <u>239,819</u> | <u>415,674</u>    | <u>30,123</u>                     | <u>54,302</u>            | <u>115,096</u>              | <u>2,700,504</u> | <u>2,906,340</u> |
| <b>Budget</b>   | <u>1,059,600</u> | <u>82,284</u>                     | <u>282,875</u>                                 | <u>276,307</u>              | <u>99,500</u>          | <u>227,000</u> | <u>411,982</u>    | <u>25,950</u>                     | <u>53,527</u>            | <u>121,452</u>              | <u>2,640,477</u> | <u>2,696,000</u> |
| <b>EXCESS (DEFICIENCY) OF REVENUE OVER EXPENDITURES</b> | \$ (10,192)      | \$ 531                            | \$ -   | \$ -                        | \$ (10,735)            | \$ 1,287       | \$ -              | \$ -                              | \$ -                     | \$ -                        | \$ (19,109)      | \$ (23,393)      |

**CONVENTION OF ATLANTIC BAPTIST CHURCHES**  
**SCHEDULE OF RESTRICTED FUND OPERATIONS AND CHANGES IN NET ASSETS**  
**FOR THE YEAR ENDED DECEMBER 31, 2014**

|   | Correctional<br>Services | December<br>Communion | Hospital Chaplaincy<br>Halifax | Saint John       | Association<br>Projects | Luke McLay<br>Scholarship | Legacy            | Preparing<br>Future Pastors | Total<br>2014     | Total<br>2013     |
|---|--------------------------|-----------------------|--------------------------------|------------------|-------------------------|---------------------------|-------------------|-----------------------------|-------------------|-------------------|
| <b>REVENUE (Note 2)</b>   |                          |                       |                                |                  |                         |                           |                   |                             |                   |                   |
| Administration fees   | \$                       | 100,768               | \$                             | -                | \$                      | -                         | \$                | -                           | \$                | 210,992           |
| Church and CABO offerings (Note 8)                              | -                        | -                     | -                              | -                | 74,887                  | -                         | -                 | -                           | 74,887            | 81,292            |
| Conference and other revenue                                    | -                        | 862                   | -                              | -                | -                       | -                         | -                 | -                           | 862               | 2,609             |
| Designated offerings  | 61,185                   | 15,583                | 75,143                         | 64,565           | -                       | -                         | -                 | -                           | 216,476           | 203,791           |
| Interest and investment   | -                        | 150                   | -                              | -                | -                       | 425                       | 10,723            | 6,958                       | 18,256            | 18,385            |
|   | <u>161,953</u>           | <u>16,595</u>         | <u>75,143</u>                  | <u>64,565</u>    | <u>74,887</u>           | <u>425</u>                | <u>10,723</u>     | <u>6,958</u>                | <u>411,249</u>    | <u>517,069</u>    |
| <b>EXPENDITURES</b>   |                          |                       |                                |                  |                         |                           |                   |                             |                   |                   |
| Grants and assistance (Note 2)                                  | -                        | 10,599                | -                              | -                | 74,887                  | -                         | -                 | 6,000                       | 91,486            | 98,540            |
| Meetings and travel (recovery)                                  | 916                      | -                     | (104)                          | -                | -                       | -                         | -                 | -                           | 812               | 872               |
| Miscellaneous   | -                        | 862                   | 743                            | 88               | -                       | -                         | -                 | -                           | 1,693             | 3,131             |
| Postage   | -                        | -                     | -                              | 75               | -                       | -                         | -                 | -                           | 75                | 93                |
| Salaries and benefits   | 163,575                  | -                     | 61,561                         | 54,829           | -                       | -                         | -                 | -                           | 279,965           | 390,197           |
|   | <u>164,491</u>           | <u>11,461</u>         | <u>62,200</u>                  | <u>54,992</u>    | <u>74,887</u>           | <u>-</u>                  | <u>-</u>          | <u>6,000</u>                | <u>374,031</u>    | <u>492,833</u>    |
| <b>EXCESS (DEFICIENCY) OF<br/>REVENUE OVER<br/>EXPENDITURES</b> | (2,538)                  | 5,134                 | 12,943                         | 9,573            | -                       | 425                       | 10,723            | 958                         | 37,218            | 24,236            |
| <b>NET ASSETS AT BEGINNING OF<br/>YEAR</b>                      | 21,154                   | 48,453                | 24,932                         | 21,431           | 2,827                   | 13,499                    | 323,306           | 224,807                     | 680,409           | 679,673           |
| <b>TRANSFERS (Note 2)</b>                                       | -                        | -                     | -                              | -                | -                       | -                         | (19,109)          | -                           | (19,109)          | (23,500)          |
| <b>NET ASSETS AT END OF YEAR</b>                                | <u>\$ 18,616</u>         | <u>\$ 53,587</u>      | <u>\$ 37,875</u>               | <u>\$ 31,004</u> | <u>\$ 2,827</u>         | <u>\$ 13,924</u>          | <u>\$ 314,920</u> | <u>\$ 225,765</u>           | <u>\$ 698,518</u> | <u>\$ 680,409</u> |

# CONVENTION OF ATLANTIC BAPTIST CHURCHES

## NOTES TO FINANCIAL STATEMENTS

DECEMBER 31, 2014

### 1. PURPOSE OF THE ORGANIZATION

The Convention of Atlantic Baptist Churches ("the Convention") is a fellowship working through approximately 450 local churches in Atlantic Canada. In 1905-1906 three streams of Atlantic Baptists came together to form the United Baptist Convention of the Maritime Provinces which became the United Baptist Convention of the Atlantic Provinces in 1963, and the Convention of Atlantic Baptist Churches in 2001. Baptists are covenant people. Having received salvation and reconciliation through our Lord Jesus Christ, we are obliged as his followers to love one another and to unite joyfully with his church. Our union is voluntary, without coercion by the state or any ecclesiastical organization. We come together as equals, all under the Lordship of Jesus Christ. The purpose of the Convention of Atlantic Baptist Churches is being and making disciples of Jesus Christ, who are integrated into the life and ministry of healthy growing churches, committed to fulfilling the Great Commission and the doing of God's will on earth. Financial contributions are received for distribution to approved international, national and local ministries.

The Convention is a registered charity and is thereby exempt from income tax as defined by Section 149(1)(f) of the Income Tax Act of Canada.

### 2. SUMMARY OF SIGNIFICANT ACCOUNTING POLICIES

#### Restricted Funds

The Convention has designated certain funding for special purposes and thus the financial statements have been presented in a manner which segregates operations according to their nature and purpose, as follows:

#### Correctional Services Fund

The Correctional Services Fund has been established to segregate revenue and expenditures to operate chaplaincy services under contracts with various correctional institutions.

#### December Communion Offering Fund

The December Communion Offering Fund has been established to provide financial assistance to pastors and spouses of deceased pastors.

#### Hospital Chaplaincy Funds

The Hospital Chaplaincy Funds have been established to segregate revenue and expenditures to maintain hospital chaplaincy services in Saint John and Halifax.

#### Association Projects Fund

The Association Projects Fund has been established to enable regional church associations to initiate local ministry projects. The fund received 3.60% (2013 - 3.75%) of total United in Mission revenue of the Convention.

#### Luke Timothy McLay Memorial Scholarship Fund

The Luke Timothy McLay Scholarship Fund has been established to award scholarships to students enrolled in any academic doctoral program in any discipline. The scholarships are to be awarded from the interest earned on the fund.

# CONVENTION OF ATLANTIC BAPTIST CHURCHES

## NOTES TO FINANCIAL STATEMENTS

DECEMBER 31, 2014

### 2. SUMMARY OF SIGNIFICANT ACCOUNTING POLICIES *(continued)*

#### Legacy Fund

The Legacy Fund has been established by bequests from individuals. During the 2012 year, per a motion by Council, income earned will now be added into the Legacy Fund, with the valuation of the principal not to decrease below \$250,000 or increase above \$750,000. Use of the fund balance is reviewed annually and an allocation not to exceed 10% of the fund balance to the General Operating Fund may be set by Council. During the year, there was an allocation of \$19,109 (2013 - \$23,500) to the General Operating Fund.

#### Preparing Future Pastors Fund

The Preparing Future Pastors Fund has been established to provide financial assistance for 2nd and 3rd year Master of Divinity students at Acadia Divinity College who have been accepted as a candidate for Ordained Pastoral Ministry by the Board of Ministerial Standards of the Convention.

#### Investments

Investments in deposit certificates held in the custody of the Atlantic Baptist Foundation are stated at cost which is equal to fair value.

Except for interest earned on investments in the Luke Timothy McLay Scholarship Fund, Legacy Fund, and the Preparing Future Pastors Fund, interest income is recorded in the operations of the Convention.

#### Capital Assets

Capital assets are stated at cost less accumulated amortization. Amortization is being provided for using the following methods and rates:

|                        |                |                     |
|------------------------|----------------|---------------------|
| Building               | 2.5%           | straight-line       |
| Computer equipment     | 15.0% to 25.0% | straight-line       |
| Equipment              | 15.0%          | straight-line       |
| Furniture and fixtures | 20.0%          | diminishing balance |

The Convention regularly reviews its capital assets to eliminate obsolete items.

Capital assets acquired during the year but not placed into use are not amortized until they are placed into use.

#### Deferred Costs

In 2014, the Convention developed a major fund raising initiative in support of our shared ministry called Healthy Churches Missional Churches. The campaign is expected to run for a three year period from 2014 to 2016. Development costs incurred have been deferred and will be amortized over the campaign period.

*(continues)*



# CONVENTION OF ATLANTIC BAPTIST CHURCHES

## NOTES TO FINANCIAL STATEMENTS

DECEMBER 31, 2014

### 2. SUMMARY OF SIGNIFICANT ACCOUNTING POLICIES *(continued)*

#### Pass Through Funds

Grants are received and disbursed on behalf of a number of regional and national autonomous organizations. Excerpts from the audited financial statements for these organizations are reproduced in the annual year book of the Convention.

#### Revenue Recognition

The Convention follows the deferral method of accounting for contributions. Restricted contributions are recognized as revenue in the year in which the related expenditures are incurred. Unrestricted contributions are recognized as revenue in the same period as the commitment to remit these funds is made by member congregations. Amounts received by the Convention after year end but made from the current year's budget allocations of member congregations are recognized as church contributions receivable. Other revenues are recorded on an accrual basis.

#### Contributed Services

Volunteers contribute an undeterminable number of hours per year. Because of the difficulty of determining their fair value, contributed services are not recognized in the financial statements.

#### Financial Instruments Policy

Financial instruments are recorded at fair value when acquired or issued. In subsequent periods, financial assets with actively traded markets are reported at fair value, with any unrealized gains and losses reported in excess (deficiency) of revenue over expenditures. All other financial instruments are reported at amortized cost, and tested for impairment at each reporting date. Transaction costs on the acquisition, sale, or issue of financial instruments are expensed when incurred.

#### Measurement Uncertainty

The preparation of financial statements in conformity with Canadian accounting standards for not-for-profit organizations requires management to make estimates and assumptions that affect the reported amount of assets and liabilities, disclosure of contingent assets and liabilities at the date of the financial statements and the reported amounts of revenues and expenditures during the period. Such estimates are periodically reviewed and any adjustments necessary are reported in earnings in the period in which they become known. Actual results could differ from these estimates.

Significant estimates included in these financial statements are:

- the allowance for doubtful accounts;
- the estimated useful lives of assets;
- providing for amortization of capital assets;
- the recoverability of tangible assets;
- the recoverability of investments; and
- certain actuarial and economic assumptions used in determining future employee benefits.

# CONVENTION OF ATLANTIC BAPTIST CHURCHES

## NOTES TO FINANCIAL STATEMENTS

DECEMBER 31, 2014

### 3. FINANCIAL INSTRUMENTS

The Convention is exposed to various risks through its financial instruments and has a comprehensive risk management framework to monitor, evaluate and manage these risks. The following analysis provides information about the Convention's risk exposure and concentration as of December 31, 2014.

#### Credit Risk

Credit risk arises from the potential that a counter party will fail to perform its obligations. The Convention is exposed to credit risk mainly from member congregations. The Convention maintains a provision for potential credit losses, and minimizes credit risk through ongoing credit management. The Convention has a significant number of member congregations which minimizes concentration of credit risk.

#### Liquidity Risk

Liquidity risk is the risk that an entity will encounter difficulty in meeting obligations associated with financial liabilities. The Convention is exposed to this risk mainly in respect of its receipt of funds from its member congregations and other related sources, accounts payable and other obligations.

#### Currency Risk

Currency risk is the risk to the Convention's earnings that arise from fluctuations of foreign exchange rates and the degree of volatility of these rates. The Convention is not exposed to foreign currency exchange risk as it does not hold foreign currency.

#### Interest Rate Risk

Interest rate risk is the risk that the value of a financial instrument might be adversely affected by a change in the interest rates. The Convention is not exposed to interest rate risk as it does not have any debt.

### 4. ACCOUNTS RECEIVABLE

|   | <u>2014</u>       | <u>2013</u>       |
|---|-------------------|-------------------|
| Member congregations contributions receivable | \$ 310,954        | \$ 345,330        |
| HST refundable                                | 13,598            | 17,634            |
| Correctional Services of Canada               | 301               | 16,898            |
| Other   | <u>20,086</u>     | <u>28,649</u>     |
|   | <u>\$ 344,939</u> | <u>\$ 408,511</u> |

# CONVENTION OF ATLANTIC BAPTIST CHURCHES

## NOTES TO FINANCIAL STATEMENTS

DECEMBER 31, 2014

### 5. INVESTMENTS

Investments are comprised of deposit certificates issued by the Atlantic Baptist Foundation as follows:

|  | 2014         |            | 2013       |
|--|--------------|------------|------------|
|  | Market Value | Cost       | Cost       |
| <b><u>Restricted</u></b>                     |              |            |            |
| Legacy Fund                                  | \$ 314,920   | \$ 314,920 | \$ 323,306 |
| Preparing Future Pastors Fund                | 225,765      | 225,765    | 224,807    |
| December Communion Offering Fund             | 5,000        | 5,000      | 5,000      |
| Luke Timothy McLay Memorial Scholarship Fund | 13,924       | 13,924     | 13,499     |
|  | 559,609      | 559,609    | 566,612    |
| Convention - Unrestricted                    | 194,826      | 194,826    | 225,162    |
|  | \$ 754,435   | \$ 754,435 | \$ 791,774 |

### 6. CAPITAL ASSETS

|                        | 2014       |                             |            | 2013       |
|------------------------|------------|-----------------------------|------------|------------|
|                        | Cost       | Accumulated<br>Amortization | Net        | Net        |
| Land                   | \$ 45,000  | \$ -                        | \$ 45,000  | \$ 45,000  |
| Building               | 666,846    | 520,747                     | 146,099    | 162,770    |
| Computer equipment     | 38,309     | 33,682                      | 4,627      | 8,872      |
| Equipment              | 80,634     | 57,141                      | 23,493     | 30,000     |
| Furniture and fixtures | 66,430     | 54,676                      | 11,754     | 14,693     |
|                        | \$ 897,219 | \$ 666,246                  | \$ 230,973 | \$ 261,335 |

### 7. FUTURE EMPLOYEE BENEFITS

Upon cessation of employment with the Convention, permanent employees are entitled to a retiring/severance allowance. This cash payment is equal to one half of one percent of the total accumulated salary paid to the employee over the course of their employment. During the year, the Convention recorded an expenditure of \$2,587 (2013 - \$9,260) pertaining to these future liabilities and paid no allowances (2013 - \$7,563).

### 8. RELATED ORGANIZATION TRANSACTIONS

The accounts receivable from and accounts payable to related organizations, controlled by the Convention by virtue of controlling the appointment of directors, are non-interest bearing, unsecured and have no set terms of repayment.

Church offerings and CABC revenue are derived from member congregations.

# CONVENTION OF ATLANTIC BAPTIST CHURCHES

## NOTES TO FINANCIAL STATEMENTS

DECEMBER 31, 2014

### 8. RELATED ORGANIZATION TRANSACTIONS *(continued)*

The Convention provides funding to a number of affiliated agencies and organizations. The amount of distributions and nature of the relationships with these agencies and organizations are as follows:

| <u>Organization</u>               | <u>Relationship</u>   | <u>2014</u>         | <u>2013</u>         |
|-----------------------------------|-----------------------|---------------------|---------------------|
| Acadia Divinity College           | Controlled            | \$ 112,535          | \$ 124,779          |
| Crandall University               | Controlled            | 122,785             | 134,430             |
| Canadian Baptist Ministries (CBM) | Significant influence | 440,584             | 502,967             |
| The Sharing Way                   | Division of CBM       | 80,603              | 105,493             |
| Baptist Historical Committee      | Controlled            | 12,197              | 13,860              |
| Pension and Insurance Board       | Controlled            | 61,139              | 69,708              |
| Atlantic Baptist Mission Board    | Controlled            | 190,715             | 201,080             |
| Union of French Baptist Churches  | Limited influence     | <u>55,159</u>       | <u>64,180</u>       |
|                                   |                       | <u>\$ 1,075,717</u> | <u>\$ 1,216,497</u> |

Further financial information on the controlled organizations is presented within the year book of the Convention.

### 9. COMPARATIVE FIGURES

Some of the comparative figures have been reclassified to conform to the current year's presentation.

**SECTION D**

**CABC COUNCIL, EXECUTIVE MINISTER & DEPARTMENTS**

**CABC COUNCIL**  
**2014 Report**

It has been a tremendous privilege to serve the CABC over the past year. I am very grateful for the leadership that serves us so well. This past year, it has been an honour to serve with our Past President, Goldye Smith and our Vice President, Al McIsaac. I have also been blessed to serve with an amazing Council. Their dedication to the Lord and to the work of the local church has been a labour of love for them. We had a very demanding schedule in 2014, and they have served the CABC well. I have always valued the work that we do as Baptists in Atlantic Canada, but serving with Council has certainly allowed me to have a greater appreciation of all that we do together for the Kingdom.

In April, Council met in the French Fry Capital of the World, Florenceville-Bristol, NB! We received compliance reports from the Atlantic Baptist Senior Citizens' Homes Inc., the Atlantic Baptist Foundation, the Executive Minister and the Pension & Insurance Board. We also received reports from a number of in-house ministries. Our educational component was presented by the Associate Executive Ministers, Rev. Greg Jones and Dr. Garth Williams.

In June, Council held a teleconference call. The primary focus of this call was to discuss the needs surrounding the CABC offices. We received the analysis of the Radon Gas Testing. We also discussed the needs assessment and costs surrounding the current building in Saint John as well as the options of the CABC offices moving to the campus of Crandall University.

In August, Council met prior to Oasis at Crandall University. It was during this meeting that we finalized some housekeeping items prior to Oasis. We received updates from the search committee for the Associate Executive Minister, left vacant by the resignation of Rev. John Turner in June.

Our September Council meetings were held in Saint John, New Brunswick. We received the Executive Minister's Monitoring Report as well as the Atlantic Baptist Mission Board Monitoring Report. Canadian Baptist Ministries reported to Council as well. We were also blessed by a presentation by Dr. Lois Mitchell, Director of Public Witness, for our educational component.

It was during our September Council meetings that some key motions were made in regards to the future of the CABC head office. Council moved to complete the radon remediation work at the Saint John office. Due to the cost of building rehabilitation at the CABC building at 1655 Manawagonish Road in Saint John, New Brunswick, Council moved that we recommend to move to a more central location and that we sell our current building. We then asked our Executive Minister to pursue a possible lease agreement for office space at Crandall University in Moncton, NB.

In November, Council met at Crandall University. We received monitoring reports from the Executive Minister, Acadia Divinity College, the Board of Ministerial Standards and Education, and Crandall University. Dr. Stephen McMullin from ADC shared about church renewal and revitalization for our educational component.

In December, Council met via teleconference call. We had two items of business to discuss. The first was to update Council on the search for the Associate Executive Minister. Rev. Kevin Vincent was recommended for that position. The second item of business was to update Council on the response

that we have received from the constituency regarding the sale of the building and the move to a more central location.

2014 was certainly a significant year in the history of the Convention of Atlantic Baptist Churches. The decision to recommend to the constituency to sell our current building and moving to a more central location was not made lightly. A lot of prayer and waiting upon the Lord went into the recommendations that were given to the churches of the CABC.

We are truly blessed with a dedicated staff that serve the local church and the CABC. Thank you for all the hard work you do. I also want to say thank you to all the volunteers and Pastors that serve on the various Boards and Committees. Your dedication to the work that we do together is inspiring!

Finally, I want to acknowledge the strong leadership of our Executive Minister, Dr. Peter Reid. We, as Council, support the 2025 goals that Dr. Reid has laid out as the focal point of the CABC's ministry (65 new congregations, 80% of CABC churches displaying missional culture, developing effective, healthy leaders and Strong churches & volunteers sharing resources). It is exciting to see these goals develop as local churches seek renewal and revitalization. From the Simpson Lectures at ADC, to conversations at the local church, there is a sense of excitement and that God is moving among us. People are meeting Jesus and their lives are being changed! May the Holy Spirit continue to empower us and equip us to do the work of the Kingdom together in Atlantic Canada!

Respectfully submitted,

Rev. Michael Palmer  
President

**EXECUTIVE MINISTER  
2014 Report**

I am proud to say we are a partnership of churches seeking to impact Atlantic Canada with the power of the Gospel of Jesus Christ. Our mission is to see our churches be **Healthy Churches, Missional Churches**. While there are significant challenges, as a family of churches we have accepted a bold mandate for renewal as outlined in the goals for 2025.

**65 new congregations; 80% churches displaying missional culture; developing healthy and effective leaders; Stronger, effective churches sharing resources with others]**

It is time to recover our DNA by reviving struggling congregations and starting new congregations in various places throughout Atlantic Canada. As a denomination, we continue to come alongside pastors and churches to support their calling to engage their people and communities with the good news of Jesus Christ. The CABC provides leadership development, pastoral & church support, key ministry to youth and families, conflict mediation, continuing education, grants for missional initiatives, administrative assistance, financial aid, and so much more. I believe these move us toward **Healthy Churches, Missional Churches** strengthening the ministry and the partnership of the churches that make up the Convention of Atlantic Baptist Churches. I believe in our partnership and I thank God for each church in the CABC family and for your continued prayers and support.

It has been my privilege to work closely with our Senior Staff Team. I will begin with saying a few words about the Associate Executive Ministers and how they are fulfilling their mandate. There are churches that are still struggling with conflict and on some occasions the conflict is with the Pastor. On a number of these occasions my staff has been involved in a mediation role, which involves numerous meetings with the various parties, occasionally it includes public church meetings and always results in staff writing a report with various recommendations on how to proceed. There are times when churches take the advice of staff and move forward in positive ways and at other times the church or leadership receives our council but decides to proceed in a different direction. I can tell you that Greg, Garth, Jon and Cheryl Ann have been involved in helping churches and pastors work through some difficult issues. It is interesting that churches that normally seem self-sufficient often come to see the value of Convention Staff when they are in crisis mode.

Another area of important ministry that we really don't get to talk a lot about is what happens when there is a complaint of professional misconduct against one of our pastors. It is the responsibility of the Board of Ministerial Standards and Education to handle complaints. Yet, many of the steps toward investigation and a disciplinary process and/or restoration is handled by the Executive Minister's Office and Garth Williams has become my right hand person for taking the lead on these issues working with the Chair and the Executive of the Board of Ministerial Standards and Education to discern if allegations warrant a further investigation. It is my experience that Staff and the volunteers who work with the Board of Ministerial Standards and Education take this task very seriously and work with great confidentiality and professionalism to handle these cases. Again, it is important to note these can take a great deal



of time and energy when they come. Dr. Garth Williams is making good progress in completely redeveloping and reinventing the Lay Pastor's Training Program. This will look incredibly different and we have sought input from Pastors and lay leaders as to their needs along with advice from Dr. Anna Robbins of Acadia Divinity College.

I am pleased to say that we are moving forward and getting some traction on our church planting initiatives. Andrew, Courtney and Audrey Glidden have sold their home in Sussex and have purchased a home in Saint John and having completed renovations are living in their new home. Andrew has now started a part time job doing website design and management. Andrew and Courtney continue to build relationships with neighbours and people in the uptown. In the past year two other couples have joined Andrew and Courtney and are meeting weekly with people in their home for meals, worship and fellowship. As CABC staff we are partnering with other groups and churches to assist financially and in other ways as they are involved in church planting and in starting new initiatives. In the past three years we have seen at least twelve new congregations formed. These new congregations include new church plants as well as amalgamations and house churches, etc.

In the winter and spring of 2014 we went through an extensive rebranding experience and revealed a new look and a new logo as we prepared to develop a whole new series of materials and a case for support brochure. We have worked with "Revolution Strategy," a company here in Saint John, and we are very happy with their work. We launched three new centers to help us focus on the 2025 Goals for the Convention. The centers are as follows, the Center for New Congregations (Rev. Jon Turner, Director), the center for Congregational Renewal (Rev. Greg Jones, Director) and the Center for Leadership Development (Dr. Garth Williams, Director). We see these three centers as critical in helping us move toward our goals. Arising out of our rebranding exercise we decided to begin a series of Banquets called Connect Banquets to share the exciting vision and ministries of the CABC. We held our first Banquet in Florenceville in April and two Connect Banquets in the Fall of 2014, one was held in Saint John at Rivercross Church on October 18. The second Connect Banquet was held at Bayside Camp in the Halifax region on November 25.

As staff we have been very intentional about focusing on the 2025 Goals of the CABC. We are measuring everything we do by these goals and asking ourselves how does our work align with accomplishing the goals. I met with the entire Staff in September, and one of the assignments I gave to Senior Staff was to come with a set of objectives, which help accomplish the 2025 goals for their department for the coming year. It is our aim as staff to assist, challenge, encourage, support, resource and offer guidance to our Pastors and churches in accomplishing the Great Commission and the Great Commandment. I am pleased to say that we are contacted on a daily basis by people asking for assistance and support in these areas. Staff has been asked to give guidance to search committees, to give direction to churches in the area of missional activity, to speak in Sunday services and to present at Church and Association events. I have had tremendous feedback from the challenge that I gave at Oasis 2014 and was asked to give the exact address in church and Association events.

In May we launched an event called Explore where we invited any men and women who are considering a call to Ministry to come for an exploratory weekend. It was our opportunity to talk about what it means to be called to full time ministry. We did some assessment of the folks, including EQI and DISC Personality Type. The time included interaction around some case studies of a few situations a pastor might find her/himself involved with in a local church. We held our first Explore event at ADC and invited Carol-Ann Janzen from the Divinity College to present as well. This weekend will become mandatory for those who wish to come to the Board of Ministerial Standards and Education toward ordination.

Paul Carline along with Blair Clark from CBM did a great job of planning and promoting New Paths a Canadian Baptist Indigenous People's Ministry Conference held April 4,5 at Lorne Park Baptist Church in Ontario. About 200 people registered (registration is full) with a good contingent coming from Atlantic Canada. The Executive Minister has a small discretionary budget and I was able to provide a few bursaries to help offset the cost for some people from Atlantic Canada and the Mission Board gave a bursary to assist Jonathan Beers who attended from Happy Valley-Goose Bay. Paul continued to work with the St. Ann Church as they planned a major outreach in August during the World Acadian Congress in Grand Falls, Edmundston area of New Brunswick.

Rev. Cheryl Ann Beals is continuing to have an excellent impact on our Pastors and leaders. She has offered several Spiritual Retreats for Pastors and the response has been excellent. She is offering retreats in both Nova Scotia and New Brunswick and is doing what she can to make these affordable to all. Cheryl Ann continues to speak with Pastors one on one to give advice, counsel and spiritual direction. She has been invited in to churches where there have been issues around Pastors' spiritual, emotional and physical health and her input is well received. Cheryl Ann has started an online newsletter, The Potter's Wheel, many are finding the articles and links to articles very helpful. Through her initiative we have an arrangement with Good Life Fitness to offer very good discounts on gym memberships to our pastors. She is doing research and writing her Doctoral Thesis on this subject of formation and wellness for pastors. She is a valuable member of the team and we appreciate all that she brings to our staff.

I am very pleased that Renee Embrée is fully on board as the new Director of Youth and Family, she is learning and growing in her role and fitting in very well with all the staff. The Youth & Family Department went through a complete re-visioning exercise and I am very excited about the new direction they are headed in. Renée and her team have been very careful to think about our 2025 goals as they have worked through this process. In September Renée & Adrian made a presentation to Council outlining the new direction of Youth & Family Department.

Sadly on June 15, 2014 I received Rev. Jon Turner's resignation as Associate Executive Minister of New Congregations and, Director of the Atlantic Baptist Mission Board. There seems to have been increased pressure on their family since coming to Canada, and after several months of agonizing attempts to work things out, Jon felt that it was best to return to England and put his marriage and family relationship first. We still believe that God called them to Canada to serve with us but we equally believe that family is our first calling under God and must take precedence. Our staff team was beginning to connect and work well together and we regret the loss of Jon's leadership. The Church Planting ministry, which really started to blossom in the past

year with many new opportunities on the horizon has been impacted by this change.

While we feel that great opportunities had arisen in the past year we wanted to be careful not to lose momentum. We have reassured those we are working with that we will continue to support them in their Church Planting endeavors. Greg Jones has taken over as interim Director of the Atlantic Baptist Mission Board and is working closely with myself, Dr. Garth Williams and Jacqueline Derrah. As a result of this we posted the position for a new Associate Executive Minister for New Congregations. Council appointed a search committee in accordance with our Bylaws and began to receive resumes in September 2014. At the November Council meeting the Search Committee unanimously recommended the name of Rev. Kevin Vincent to be the new Associate Executive Minister. Council voted and unanimously approved Rev. Kevin Vincent to be recommended to our churches for a vote to become Associate Executive Minister and the Director of New Congregations. The motion was sent out to the churches for a vote in early 2015 after Rev. Vincent responded positively and was able to share the information with his church.

I am deeply grateful for our partner agencies in the CABC family. We were approached by Dr. Stephen McMullin to ask if the Convention would partner with ADC in a complete redevelopment of the Simpson Lectures to emphasize congregational renewal and to try and increase attendance by our own pastors. I wrote a letter to the Baptist Foundation to support a request by ADC for a grant toward this end. In October, Greg Jones and Stephen McMullen made a further appeal to the Baptist Foundation for grant funds to assist in the redevelopment of Simpson Lectures and to ask if they would provide bursary assistance for Pastors to audit a course on Congregational Renewal.

At a special meeting of the Council in June 2014 the Executive Minister was tasked with the following. That, based on fiscal reality and issues with the current building, that the Executive Minister draft a proposal outlining the options of bringing the current building up to standards or relocating to a more central location. The Council had a discussion and the following things were identified as necessary to the study:

- To do a needs assessment for office space and for our constituency.
- To find out a detailed analysis of the cost of upgrading our current building, including all upgrades, remediation of radon gas, making the building wheel-chair/handy-cap accessible.
- To find out the impact of current arrangement or a possible move on the operating costs of the CABC.
- To have current quotes on the resale value of the Manawagonish property.
- To determine the Human Resource cost of a move including the severance expense of employees who might not make the move.
- To provide an analysis of the savings which might be realized through synergy and partnership with other agencies.
- To check with developers and compare cost of land and office space with the offer to lease Crandall land.
- Explore partnership with the Baptist Foundation and ask if there could be some financial assistance with costs incurred to do some of these studies.

- To survey the constituency concerning the Office Needs and viability of a possible move. One person suggested we could ask if these people would be willing to assist financially.

I worked with Mr. Greg Cook of Fredericton, Daryl MacKenzie and several other people gathering information on our building in Saint John and what were the options, liabilities and possibilities for the future. Greg Cook is an engineer who has worked for both the Province of New Brunswick and the city of Fredericton and has a great deal of experience with building and maintaining office and commercial buildings. Greg is a member of Brunswick Street Baptist Church and brought both a professional and a CABC perspective to this work. To date we have had two Engineering Studies completed on the building. As a result of a presentation by Mr. Greg Cook at the September Council meeting Council made the difficult decision to recommend to our delegates that the current building be sold and that the office be moved to a more central location.

I continue to serve as Ex Officio member of many of the Convention Organizations and have attended meetings with Canadian Baptist Ministries, Acadia Divinity College, the Board of Ministerial Standards and Education, Atlantic Baptist Senior Citizen's Housing, the Atlantic Baptist Foundation, the Pension and Insurance Board, and Crandall University. I bring greetings at Crandall's Convocation and at the Acadia Divinity College Commissioning service. I had the privilege of preaching at the Baccalaureate Service for Acadia University in 2014. In the past year I have preached at many of our churches on special occasions/anniversaries and spoken at Association events and at Acadia Divinity College Chapel services. I continue to serve in a conciliatory role when there are differences and discrepancies between any of our churches and one of our Convention Organizations and boards. It was a privilege this past year for Lottie and me to attend the African Association Annual Assembly where I gave a report for the CABC. I met with pastors, committees, churches and Association leaders this past year to provide counsel, guidance and sometimes to listen to the concerns of others.

We have weekly staff meetings with all staff together and with Senior Staff on a regular basis. We held a full staff retreat in June with at least two shorter retreats with Senior Staff. We are utilizing technology to "Zoom" in some staff members who are unable to be physically present at our meetings. I am incredibly grateful to my assistant Lottie Reid who provides excellent and professional support to the ministry I do. Lottie's diligent attention to detail and her deep commitment to serving the constituency makes my job much easier and undergirds everything I do. I am deeply indebted to her tireless service.

These continue to be challenging days for churches and for denominations but I remain confident that God is on mission in Atlantic Canada and that there are great days ahead. Whenever I travel throughout the constituency and visit our churches I am blessed and amazed at the ways God is at work in both rural and urban settings in many of our churches. Please continue to pray with me for continued renewal in Atlantic Canada.

Respectfully submitted,

Dr. Peter Reid  
Executive Minister

**CONVENTION OF ATLANTIC BAPTIST CHURCHES**  
**2016 Budget Proposal**

|  | <b>2016<br/>Draft<br/>Budget</b> | <b>2015<br/>Approved<br/>Budget</b> | <b>2014<br/>Actual<br/>Receipts</b> |
|--|----------------------------------|-------------------------------------|-------------------------------------|
| Association Mission Projects             | 75,000                           | 85,000                              | 74,887                              |
| Atlantic Baptist Mission Board           | 225,000                          | 243,090                             | 185,702                             |
| Canadian Baptist Ministries              | 310,000                          | 360,000                             | 304,929                             |
| Union of French Baptist Churches         | 60,000                           | 70,000                              | 53,363                              |
| Crandall University                      | 70,000                           | 80,000                              | 60,986                              |
| Acadia Divinity College                  | 70,000                           | 80,000                              | 60,986                              |
| Baptist Historical Committee             | 10,000                           | 14,000                              | 12,197                              |
| Pastoral Ministry Department             | 80,277                           | 76,783                              | 76,596                              |
| Public Witness & Social Concern          | 27,551                           | 27,782                              | 25,773                              |
| Youth and Family Ministries              | 163,345                          | 150,600                             | 136,000                             |
| Administration                           | 235,000                          | 236,000                             | 218,100                             |
| Pension & Insurance Board                | 70,000                           | 80,000                              | 60,986                              |
| Council & Committees                     | 104,200                          | 115,200                             | 66,404                              |
| Executive Minister's Dept/Communications | 303,718                          | 300,137                             | 283,378                             |
| Oasis                                    | (10,000)                         | -                                   | (18,244)                            |
| New Congregations & Church Renewal       | 405,958                          | 433,135                             | 409,786                             |
| Clergy Formation & Wellness              | 129,827                          | 128,255                             | 100,816                             |
| Intercultural Ministries                 | 46,341                           | 54,224                              | 44,702                              |
|  | <b>2,376,218</b>                 | <b>2,534,206</b>                    | <b>2,157,347</b>                    |

Increase From 2015 Budget =       -6.23%  
Increase From 2014 Actual =       10.15%



## YOUTH AND FAMILY MINISTRIES 2014 Report



The Youth and Family Ministries of the CABC continues to equip leaders, churches and camps to minister effectively to children, youth, young adults and families in Atlantic Canada. It is a joy to see God's work among the children, youth, young adults, youth workers, children's workers and families in Atlantic Canada.

In 2014 the Youth and Family team went through a staff transition. Jody Linkletter finished her ministry at the end of February. We are very thankful for Jody's faithfulness to youth, young adults and families across Atlantic Canada and all she accomplished in her time with us. Renée Embree began as the Director of Youth and Family Ministry at the beginning of February 2014. Adrian Gardener continued in a part-time role as the Associate Director of Youth and Family Ministries. Jacqueline Derrah continued to provide excellent administrative support for the ministries.

As we strive to join together in creating healthy and missional communities across Atlantic Canada, it has been an exciting year. We called and equipped our leaders to join God in changing Atlantic Canada with the good news neighbourhood by neighbourhood. We have done this by investing in four main areas: investing in our leaders, providing catalytic gathering points, equipping others for service and mission opportunities and resourcing our leaders, churches and camps.

### Investing in leaders

We sought to encourage and equip our leaders in a number of significant ways in 2014. Through a grant from the IWK Health Centre we were able, for the first time, to offer our leaders Mental Health First Aid training for those who interact with youth. It was extremely helpful material for our front line leaders, in our world where one person in three will experience some form of problem with their mental health at some point in their life.<sup>1</sup> Other training opportunities for youth leaders were provided through partnering with the Canadian Youth Workers Conference as they came to Moncton, the Springforth leaders track and the Youth Pastor's and Camp Director's Summit. Training for children's leaders was provided through the NEXT conference. Training for parents and youth leaders was provided through a seminar with Marv Penner on understanding your teenager. Training for our emerging leaders was provided through the Springforth Internship Program, an exchange with the CBOQ for Blizzard and through Potential Impact, an event for grade 12 students to discover God's call on their life. Renée also began in July 2014 as the Director of the Youth and Young Adult Ministry program for Acadia Divinity College. This partnership with Acadia Divinity College allows us to invest in the education and training of our leaders in a significant way.



In 2014 we have been involved in training over 450 different leaders and volunteers. Many have taken advantage of multiple training opportunities.

<sup>1</sup> <http://www.mentalhealthfirstaid.ca/EN/about/Pages/WhyTakeMHFA.aspx>

### Catalytic Gathering Points

We value gathering people from across Atlantic Canada together, to remind them of Christ's calling on our lives and our mission together. Students and leaders were gathered together in 2014 for LINK, a retreat for clergy teens to be encouraged and challenged and for Springforth, an event that invites middle school and high school students to take a leap forward in their journey with God. Adrian and Renée also spoke at a number of churches, association gatherings, workshops and youth groups.



Participants in:  
 Springforth 2014 = 1517  
 Link 2014 = 48  
 Number of people who attended a Youth and Family  
 Event in 2014: 2262

### Service and Mission

In March 2014 nine students and three leaders were sent by Springforth for a short term mission trip in Kenya with the Kenny's. This was the result of a three year partnership between CBM and Springforth. The team learned about food security and we are hearing great stories of how it is challenging them to think about issues of stewardship locally and globally. In 2014 Springforth raised \$4552.84 to help provide tools for farmers to plant and harvest their crops in the Maai Mahui region in Kenya. Just \$5 buys one tool for a farmer and his family to use – a hoe, shovel or machete. This means Springforth was able to help purchase about 910 tools. This also means over our three-year commitment to help Maai Mahui in the area of food security Springforth raised over \$14,500.



Money raised by Springforth for food security in Maai Mahui: \$14, 500  
 Springforth participants commissioned for our first international mission trip: 12

Both the family mission tour and parent-teen mission tour were cancelled in 2014 due to lack of interest. This has caused us to re-think and re-vision what our churches and camps need from us in this new era in order to foster vibrant mission and service opportunities.

### Resourcing

In 2014 we started the oneneighbourhood.org blog focused on equipping leaders to lead their people in showing and telling the good news in their neighbourhoods in Atlantic Canada. The book "Children's Ministry: An Atlantic Canadian Perspective" was published and is continuing to be distributed. We began new event focused webpages for Tidal Impact and Springforth, which include videos, slides and postcards leaders can download and use. We began using webinars as a tool to resource leaders and churches, starting with a webinar for those who wanted to begin on the process of making their church safer (through CARP = Child Abuse Response and Prevention). CARP workshops were also given as requested by various churches across Atlantic Canada. Numerous books were given out, conversations sought out, and prayer support given to resource our leaders, churches and camps.



All time views on oneneighbourhood.org blog (started Oct 2014): 3306  
Most popular post on the oneneighbourhood.org blog: "Why Churches  
Need to Pay Attention to Singles (603 views)

Children who are connected to a CABC church: 3303  
Youth (grade 6 to 12) who are connected to a local CABC church in some way: 1965  
Young adults connected to a CABC church: 363

Thank you for your partnership in ministry. God is good. God is at work in Atlantic Canada.

Submitted,

Rev. Renée Embree  
Director, Youth and Family Ministries



**PUBLIC WITNESS AND SOCIAL CONCERN  
2015 Report**

We live and serve in challenging times but I am increasingly confident that God is at work in our denomination and in the communities and individuals we are called to, in service and witness. I am hopeful and optimistic that there will be many opportunities in the days ahead for us to profess our Christian faith in various ways in the public square.

Part of the reason for my optimism is a profound sense that Canadian society is shifting from a “post-Christian” era to a “pre-Christian” one. I believe that this will create incredible opportunities for us to articulate, in word and in deed, the good news of the gospel. My hope and prayer is that we will trust the Holy Spirit to guide us in every situation and encounter.

We are a diverse denomination and our diversity is both a strength and, perhaps, at times, a weakness. In preparation for a workshop at Oasis last summer, I sent out a survey to our pastors to gauge the extent of our diversity on a number of sensitive moral issues. The survey – Taking Stock - went to approximately 700 pastors in our data base (including retired, current and future pastors) and I received responses from 201.

The results of the survey reveal that we have a great deal of diversity amongst our pastoral leaders on issues such as abortion, pornography, euthanasia, homosexuality, environmental issues, poverty, the role of the church in our society and the use of Scripture for understanding social and moral issues. While this diversity is to be expected given our history, and even celebrated, it is also a challenge as it makes it difficult for us to speak publicly to many issues.

A few of the general results were as follows:

- 98% of respondents agree or strongly agree that we should help our congregations think about the connection between their faith and current social, political, economic and environmental issues.
- 97% agree or strongly agree that when we speak about social and moral issues we should be careful not to offer simplistic answers to complex issues.
- 85% agree or strongly agree that the CABC should speak prophetically to our society on social and moral issues.
- 71% agree or strongly agree that the CABC should speak out more often about social and moral issues.
- 81% agree or strongly agree that we should encourage individuals in our congregations to get actively involved in local issues through political or social advocacy.
- 99% agree or strongly agree that we should encourage individuals in our congregations to get actively involved in community organizations that provide help to the marginalized (eg. food banks, homeless shelters, services for single mothers, transition houses, etc.)
- 96% agree or strongly agree that we should work with other community agencies to address the needs of people in our community.

- 82% say that my church is known in the community as a church that cares for people.
- 48% say that I would describe my church as a missional church.
- 74% say that I would describe my church as a church that is helping people grow spiritually.

These statements show considerable agreement and are quite encouraging in light of our 2025 goals. However, when it comes to specific issues like abortion, pornography, homosexuality, euthanasia, poverty, etc., the results show much more diversity.

In the past we have debated various resolutions on issues such as these on the floor of Assembly. For resolutions that are adopted, we have an official “position” as a denomination, and therefore the authority to speak with one voice in the public square. However, this is only one form of public witness. A perhaps even more important aspect of our witness is the way each church – each pastor and each member of that church – live out our faith in the presence of, and for the benefit of, our local context, both inside the church and in the community around it. Having a position on an issue is only the beginning of our witness.

In the days ahead I see my role as the Director of Public Witness and Social Concerns being:

- To improve transparency around discussions of sensitive issues
- To highlight the opportunities for us to engage positively with our communities and the broader society
- To give leadership on specific issues
- To model a positive engagement that is biblically rooted, Spirit-led and holding grace and truth in healthy tension
- To help to articulate a theological basis for a missional mindset

In terms of our 2015 goals, I see my main contribution being around having missional churches through infusing culture with the Spirit of God (which requires ongoing discernment of both culture and mission in, to and through culture).

Specifically, the specific things that I’ve been engaged in or am planning for the future:  
The Youth and Family Department have taken over principle responsibility for CARP (Child Abuse Response and Prevention)

I oversee two Facebook pages: the Rapha Network (on mental health issues), which currently has 65 members, and the Faith and Justice Discussion Group, which has 127 members.

I write occasional blogs for the CABC website – I plan to write a series of short blogs based on the survey that I conducted last summer.

I respond to specific requests for information about social issues from within our constituency (recently I’ve dealt with inquiries around homosexuality, euthanasia, abortion, etc.).

I’m working with Garth Williams, Cheryl Ann Beals and Renee Embree in the area of leadership development initiatives.

I occasionally represent CABC in public forums.

I’m a member of the New Brunswick Social Policy Research Network (a group set up by the late Andy Scott to bring together government, academics and community leaders around social policy issues).

I'm available to speak at churches, Associations, etc. In 2014 I spoke (with Renée Embree at a meeting of ASBE; I presented a workshop at Oasis, I spoke at Birch Cove Family Camp (in September), and I held 2 Deepening the Conversation Forums for pastors and lay leaders on effective ministry around the issue of homosexuality. The first was held in Saint John, NB and the second was in Halifax, NS. Renée Embree joined me in presenting the second one and we are scheduled to do the next one in Moncton, NB on March 27. We anticipate holding 4 or 5 of these forums in 2015.

I am working on resources for our churches and pastors around a few key issues, including ministry and the LGBTQ community and sanctity of life issues (especially euthanasia and abortion).

I worked with Dr. Peter Reid on a letter to the Premier of New Brunswick (the Hon. Brian Gallant) concerning his government's intentions to remove barriers to abortion in that province. This letter was circulated to our churches and pastors along with a petition (as part of a broader initiative by NB MLA Bruce Northrup, and Phil Hutchings, a pastor in Sussex).

I continue to think about the possibility and potential of preparing a monthly Public Witness newsletter AND/OR creating a Public Witness website (where I could locate links and resources related to various issues) but have not yet decided whether this is a sustainable endeavor.

I led a group of Baptist seminary students for Praxis 2014 to Cuba in May. Praxis is a scholarship program operated through CBM, designed to give successful applicants an opportunity to understand CBM's approach to mission in a particular context. The trip planned for 2015 has been postponed due to lack of interest on the part of seminary students but CBM may hold a Praxis alumni event in August which I will participate in.

I continue to teach occasional courses (sociology and international studies) at Crandall University and I've been called on several times in the past to be part of graduate student thesis committees (most recently at St. Stephen's University, Dalhousie University and Acadia Divinity College).

I also serve as the part-time Director of International Studies for St. Stephen's University. I mention this because of the significant overlap amongst my various roles. In March of 2014, for example, I led a small group of students and others to Colombia to learn about the history and current tensions in that country, and about the work of Mennonite Central Committee. These kinds of experiences are invaluable to me in my work with the CABC as I continue to develop and refine my own theology of engagement.

In these days I am encouraged and challenged by Paul's words to the Corinthians (2Cor. 6:3-10):

We put no stumbling block in anyone's path, so that our ministry will not be discredited. Rather, as servants of God we commend ourselves in every way: in great endurance; in troubles, hardships and distresses; in beatings, imprisonments and riots; in hard work, sleepless nights and hunger; in purity, understanding, patience and kindness; in the Holy Spirit and in sincere love; in truthful speech and in the power of God; with weapons of righteousness in the right hand and in the left; through glory and dishonour, bad report and good report; genuine, yet regarded as impostors; known, yet regarded as unknown; dying, and yet we live on; beaten, and yet not killed; sorrowful, yet always rejoicing; poor, yet making many rich; having nothing, and yet possessing everything.

I fully expect that our Convention will be stretched in the days ahead and we will need to be “wise as serpents and innocent as doves” (Matthew 10:16) but I am hopeful that the course we are on is one that can produce fruit as we discern God’s path for us. May God guide and direct us in all that we do so that His name will be glorified, on earth as it is in heaven!

Submitted,

Dr. Lois Mitchell  
Director, Public Witness and Social Concern

**ATLANTIC BAPTIST MISSION BOARD**  
**2014 Report**

The Atlantic Baptist Mission Board (ABMB) met in March and December 2014. At a Meeting of the Board the following Officers of the Board were elected:

Mrs. Coleen Steeves, Chairperson  
Mr. Richard Mabey, Vice-Chairperson  
Rev. David Phillips, Recording Secretary

It is the responsibility of the Board to develop Ends Policies that comply with the Global Purpose of the Convention of Atlantic Baptist Churches (CABC). The ABMB exists so that the churches of the CABC will be healthy, growing congregations, committed to the Great Commission and the building of God's Kingdom. To achieve this outcome, the ABMB utilizes available resources and enters into strategic partnerships. Evidence that this outcome is being achieved, will be shown through the making and nurturing of disciples of Christ, new churches being planted, and new people groups being reached for Christ. Through the Interim Director, Rev. Greg Jones and the former Director, Rev. Jon Turner resources and funding have been directed toward the accomplishment of the Board's Ends.

**Director of ABMB:**

2014 was another year of transition for the Director of ABMB. Rev. Greg Jones started serving as the Interim Director in July when Rev. Jon Turner resigned from his position to return to England with his family. The Board appreciates the ongoing leadership of Rev. Greg Jones.

**Highlights of 2014:**

- The Board provided in excess of \$179,000 in grants to 24 CABC churches to seed ministry opportunities through Ministry Initiative Grants. These grants are made possible through churches giving to the CABC and support from the Atlantic Baptist Women.
- The Board continues to provide smaller Capital Grants to churches that require capital repairs with limited financial resources.
- The ABMB continues to work in collaboration with the Associate Executive Ministers of the CABC to support the 2025 goal of seeing 65 new churches birthed. This collaborative effort includes partnerships with churches, church planters, and other CABC staff to help work towards fulfilling this goal.
- Lay Pastor Training Program: The last class in the Program continues to study in Dartmouth, NS, working towards their June 2015 graduation. As the Program evaluation continues, it is clear that future training opportunities will need to be very different in order to provide discipleship and leadership training for lay leaders in our CABC churches. In light of this, the Lay Pastor Training Program will come to an end following the graduation of the Dartmouth class in 2015.
- The Board continues to administer trusts and deal with property matters on an ongoing basis.

**ABMB 200<sup>th</sup> Anniversary:**

2014 marked the 200<sup>th</sup> anniversary of the Atlantic Baptist Mission Board. The Board's extensive history and ministry is an important part of the heritage of CABC. We are thankful to Rev. Marc Potvin for his research and writing of the booklet "A Missional Minded People" that was distributed at Oasis. The Sunday morning service provided an opportunity to reflect on God's hand at work over the past 200 years and also a snapshot of the 2025 goals that we are working towards as we plan for the future. No celebration would be complete without a time of refreshment, so the ABMB hosted an evening reception in honor of our 200<sup>th</sup> anniversary.

Respectfully submitted,  
Mrs. Coleen Steeves, Chairperson

**ATLANTIC BAPTIST MISSION BOARD**  
**December 31, 2014**

The Canadian Institute of Chartered Accountants requires specific disclosures with respect to entities controlled by the Convention of Atlantic Baptist Churches. A full audited statement is available by requesting the same from the Convention of Atlantic Baptist Churches, 1655 Manawagonish Road, Saint John, NB E2M 3Y2

**Statement of Financial Position (Balance Sheet)**

|                   |       |           |
|-------------------|-------|-----------|
| Total Assets      | (A)   | 4,576,755 |
| Total Liabilities | (B)   | 58,764    |
| Net Assets        | (A-B) | 4,517,991 |

**Statement of Operations (Income Statement)**

|                             |       |         |
|-----------------------------|-------|---------|
| Revenues (including gains)  | (C)   | 422,218 |
| Expenses (including losses) | (D)   | 362,516 |
| Net Income                  | (C-D) | 59,702  |

**Statement of Cash Flows (Statement of Changes in Financial Position)**

|                                      |     |        |
|--------------------------------------|-----|--------|
| Cash flows from Operating Activities | (E) | 33,540 |
| Cash flows from Financing Activities | (F) | 0      |
| Cash flows from Investing Activities | (G) | 9,241  |

**Details of any restrictions on the resources listed in (A) above (i.e. restricted fund balances):**

|                                   |           |
|-----------------------------------|-----------|
| Capital Grant Fund                | 217,561   |
| Churches For New Communities Fund | 2,628,640 |
| Trust Fund                        | 1,414,648 |

**Significant differences in the entities disclosed accounting policies, from those followed by the Convention of Atlantic Baptist Churches:**

None

**Details of any events or transactions between the entity and the Convention of Atlantic Baptist Churches, in the period between your fiscal year end date and December 31. This applies only to entities with non-calendar year ends.**

N/A

**PENSION AND INSURANCE BOARD  
2014 Report**

|                  |               |           |                            |
|------------------|---------------|-----------|----------------------------|
| Chairperson      | Toby Bodechon | Secretary | Karen Gunn/Karen Gillespie |
| Vice-Chairperson | Robert Young  | Treasurer | Daryl MacKenzie            |
| Director         | Karl Cszaszar | Director  | David Matthews             |
| Director         | Charles Eagar |           |                            |

**FINANCIAL**

The Pension and Insurance Board recorded a surplus in 2014. The main sources of revenue are investment income, administration fees, a grant from the Atlantic Baptist Foundation and the grant from our CABCFund. We are thankful to Convention for continuing the grant at \$80,000 for 2015.

**PENSION FUND**

The Canadian Baptist Ministries Pension and Insurance Committee is composed of representatives from Canadian Baptist Ministries, Canadian Baptists of Western Canada, Canadian Baptists of Ontario and Quebec, the Union of French Baptist Churches and the Convention of Atlantic Baptist Churches. Our Convention sends the Director of Finance and the Benefits Coordinator to serve on the national committee. In addition we are able to send a person from our region who has experience in pensions and investments.

The Canadian Baptist Pension Plan is a Defined Contribution Plan, established for the employees of churches and related agencies affiliated with Canadian Baptist Ministries. This Plan is recognized as one of the top 50 Defined Contribution Plans in Canada. The contribution rate is 12% of total salary with 6% paid by the member and a corresponding amount by the employer.

Members have the option of placing their pension funds in one of five investment strategies; the Aggressive Fund, the Balanced Fund, the Moderate Fund, the Conservative Fund or the Retirement Fund.

The net rates of return in 2014, after expenses, were:

|                 |        |                   |        |
|-----------------|--------|-------------------|--------|
| Aggressive Fund | 10.72% | Balanced Fund     | 10.12% |
| Moderate Fund   | 9.37%  | Conservative Fund | 8.39%  |
| Retirement Fund | 10.04% |                   |        |

The combined value of the five funds for all members as at December 31, 2014 was \$212,586,896.

**BASIC LIFE INSURANCE**

All members of the Canadian Baptist Ministries Pension Plan are automatically covered under the insurance program administered by this Board. Premiums are billed to the members' employers. Members who are covered under another group insurance program are not required to be part of this program.

The following basic insurance benefits are provided:

|  |                                       |
|--|---------------------------------------|
| \$60,000 Basic Life Insurance                        | \$12.90/month                         |
| \$25,000 Accidental Death & Dismemberment            | \$0.93/month                          |
| \$10,000 Spousal & \$4,000 Dependents Life Insurance | \$2.44/month                          |
| Long-Term Disability Insurance                       | \$1.91 per \$100 of Disability Income |

**EMPLOYEE ASSISTANCE PLAN**

This program is provided by Shepell-fgi and provides confidential counseling to members and their families. The monthly cost is \$3.50 per member.

**OPTIONAL LIFE INSURANCE**

Members are strongly encouraged to purchase optional life insurance to protect family members. Coverage is available for the member and their spouse and the premiums are very inexpensive. The amounts below indicate the monthly cost for every \$25,000 of life insurance coverage:

| Age      | Male   | Female | Age     | Male   | Female |
|----------|--------|--------|---------|--------|--------|
| Under 30 | \$0.75 | \$0.75 | 45 – 49 | \$3.75 | \$2.50 |
| Up to 35 | 1.00   | 0.75   | 50 – 54 | 6.50   | 4.50   |
| 35 – 39  | 1.25   | 1.00   | 55 – 59 | 10.25  | 7.00   |
| 40 – 44  | 2.25   | 1.50   | 60 – 64 | 15.00  | 10.25  |

**MEDICAL/DENTAL PLAN**

Great West Life is the carrier of our Medical/Dental Plan. The monthly rates for 2015 are as follows:

|   |          |
|---|----------|
| Active - Single Coverage                        | \$115.00 |
| Active - Family Coverage                        | 275.00   |
| Retired without Drug Coverage – Single Coverage | 70.00    |
| Retired without Drug Coverage – Family coverage | 140.00   |

For those retired members who are under 70, out of Country coverage is provided at no additional charge.

Premiums collected are placed in a resource pool from which claims are paid, plus the administration costs. Responsible stewardships dictate that wise usage of these benefits will help to maintain the best possible coverage at affordable rates.

In 2014 the reimbursement for drugs and dental coverage were increased, from 80% to 90%.



**FINANCIAL PLANNING SEMINAR**

The Board recognizes the need for members and their spouses to receive information relating to financial planning, and help provide that by hosting Financial Planning Seminars. All members of the CBM Pension Plan, who have not previously done so, are encouraged to take advantage of this learning experience. We encourage members to attend as early as possible in their ministry career, so they are more knowledgeable now and better equipped for their future. We especially encourage those who are new to ministry to take in this seminar. The principles learned will be of enormous benefit the sooner they are put into practice (Lk 14:28-30).

**SUPPLEMENTAL BENEFITS**

The Board also administers a fund, which provides supplemental benefits for retired pastors or their widow/widower as well as disabled pastors. Through grants received from the Baptist Foundation, the Board also administers rent subsidization for retired pastors who reside in apartments/houses owned and operated by the Atlantic Baptist Senior Citizens' Homes Inc. Assistance, as well, is provided to those individuals who are unable to cover the costs, in whole or in part, for the various insurances.

If you are aware of any retired pastor or widow/widower of pastors who may have a financial need, please contact the Convention Office.

Respectfully submitted,

Toby Bodechon, Chairperson

Daryl MacKenzie, Director of Finance

**PENSION AND INSURANCE BOARD FINANCIAL  
December 31, 2014**

**The Canadian Institute of Chartered Accountants requires specific disclosures with respect to entities controlled by the Convention of Atlantic Baptist Churches.**

**A full audited statement is available by requesting the same from the Convention of Atlantic Baptist Churches, 1655 Manawagonish Road, Saint John, NB E2M 3Y2**

**Statement of Financial Position**

|                   |       |           |
|-------------------|-------|-----------|
| Total Assets      | (A)   | 1,684,372 |
| Total Liabilities | (B)   | 96,657    |
| Net Assets        | (A-B) | 1,587,715 |

**Statement of Operations**

|            |       |           |
|------------|-------|-----------|
| Revenues   | (C)   | 1,431,785 |
| Expenses   | (D)   | 1,188,090 |
| Net Income | (C-D) | 243,695   |

**Statement of Cash Flows (Statement of Changes in Financial Position)**

|                                      |     |           |
|--------------------------------------|-----|-----------|
| Cash flows from Operating Activities | (E) | 137,899   |
| Cash flows from Financing Activities | (F) | 0         |
| Cash flows from Investing Activities | (G) | (285,531) |

**Details of any restrictions on the resources listed in (A) above (i.e. restricted fund balances):**

|                        |         |
|------------------------|---------|
| Restricted Trust Funds | 672,550 |
|------------------------|---------|

**Significant differences in the entities' disclosed accounting policies, from those followed by the Convention of Atlantic Baptist Churches:**

None

**Details of any events or transactions between the entity and the Convention of Atlantic Baptist Churches, in the period between your fiscal year end date and December 31. This applies only to entities with non-calendar year ends.**

N/A

**INTER-CULTURAL MINISTRIES REPORT**  
**2014 Report**

Atlantic Canada continues to diversify. God continues to call our churches to reflect our multi-cultural communities. Our future is inter-cultural.

The CABC's Inter-cultural Ministries seeks to further a movement of cross-cultural hospitality, especially within our historic (First Nation, Acadian, African Canadian) and newcomer communities (refugees, migrant workers, international students, and permanent residents).

As Director, I thank our Convention Council and Canadian Baptist Ministries for their financial commitment and thank our churches for inspiring us with creative passion and persistence in inter-cultural ministry.

Highlights from 2014


- **New Paths – Canadian Baptist Indigenous Peoples Ministry Conference.** 20 people from Atlantic Canada attended this conference in Mississauga in April 2014. We learned from Aboriginal Christian leaders what God is doing in their worlds and how we can join in.
- **Congrès Mondial Acadien** – partnership with with Eglise Evangélique Baptiste Ste-Anne-Madawaska for outreach at the World Acadian Congress in August.
- **Oasis** – an increasingly inter-cultural event. In 2014 the welcome from Chief Hugh Akigih of the Passamaquoddy people and benedictions in various languages were much appreciated. Many delegates actively (and effectively) responded to threat of deportation facing the family from Tunisia.
- **Our Churches** - English classes, drives, immigration form-filling, sports, furniture, welcome baskets, employment needs, multi-lingual worship, language specific small groups, advocacy, housing, homework help, driving lessons, facility use, refugee sponsorship, meals and parties. Cross-cultural hospitality!
- **Refugees** – More of our churches got involved in refugee sponsorship in 2014 and many more are getting involved as we respond to the **Syrian Refugee Crisis** by bringing 50 families to Atlantic Canada.
- **Thank you for the many opportunities to share about inter-cultural ministry across Atlantic Canada (I love getting invitations).**

Respectfully submitted,

Rev. Paul Carline  
Director, Intercultural Ministries

## CLERGY FORMATION AND WELLNESS 2014 Report

The Clergy Formation & Wellness department has the privilege of encouraging our pastoral leaders in their formation and wellness. This includes: spiritual, psychological, emotional, physical, relational and vocational wellness. Pastors are beginning to recognize the importance of being intentional about their wellness. More pastors are mentioning being at the leader's forum, workshop at Oasis or reading Potter's Wheel and realizing they need to take care. It is slowly becoming important and acceptable for pastors to care for themselves. When they hear the alarming stats some are recognizing the dangers of not being intentional about their health. They are also becoming aware many pastors are struggling in ministry and that it is becoming more of the norm than the exception. More pastors are reaching out and asking for resources and help in the process of self-care and soul-care. However it is still not the majority. The other side of the coin is that not enough churches are recognizing the importance of caring for their pastor and of pastors caring for themselves. Education continues to be important for pastors and congregations.



Following is a **brief summary** of some of the activities of the department in 2014:

### Pastoral Consultations

A pastoral consultation is a conversation with a pastor, pastoral couple or spouse usually 1 to 2 hours in length via telephone, Skype or in person. In 2014 I had consults with about 65 pastors, 12 couples, 16 spouses and three churches. Many involved more than one meeting. Meetings are usually 1 hour or longer. Pastors most often contact me themselves or are referred to me by my colleagues. There is often follow up by email or telephone. Consults usually end suggesting a plan of action, often includes referrals. The response from both pastors and spouses has been very positive.

### OASIS 2014

**Leadership Forum:** Together with Dr. Peter Reid I presented at the Leadership Forum held on the Thursday afternoon of Oasis. I presented on the theme "**Health & Satisfaction**" the results from part of my pastor health research. This was our second forum and was very well attended and received.

**Soul Café 2014:** This was the third year for the ministry of Soul Café. It was held on Friday & Saturday of Oasis. Included 7 Prayer Oases. Each gave an opportunity to experience prayer in a different way. There were 35 visitors and 8 mentoring sessions.

**Oasis Workshops:** I presented a workshop on Saturday & Sunday entitled, "**Clergy Health: 13 factors**". The response was very positive. We explored factors that affect clergy well-being.

### Pastor Retreats

In 2014 three pastor retreats were held: two three day retreats in March and April: **Unforced Rhythms of Grace** (5 pastors), and **After Easter Retreat** (5 pastors); and a 4 day retreat **Strengthening the Soul of Your Leadership** (12 pastors) in November. The response has been very positive. These are spiritual retreats led by a facilitator. Retreats are usually 3 or 4 days in length, beginning at 2pm and ending at 2pm. There is a minimum of 5 and a maximum of 12 participants. There is both individual and group time.

We would like to see more pastors take advantage of these opportunities. When I meet pastors they often mention a desire to go on retreat. The challenges are: getting more pastors to take the time to go on retreat and also the cost. Pastors find it hard to give themselves permission to take time off to care for their own wellbeing. It is also difficult to spend the money to go on retreat. We are now offering some bursaries, but many pastors are reluctant to ask for them. We encourage churches to care for their pastors by encouraging their pastors to attend and if possible covering the costs. When a pastor is nurtured spiritually it overflows to the congregation.

**Comments from Pastor Retreats 2014:**

- “God ministered to my soul”
- “I needed this and I know already that I need to do it again. To come to a guided retreat is something every pastor needs regularly before we try going it alone.”
- “A time to allow God to speak deeply to the soul—challenging, encouraging and healing. My soul was lost but now is found. Amazing Grace, how sweet the sound.”
- “This retreat is a must for all those serious about being the best pastor for their congregation!”
- “Thank you so much for the many ways you provided to bring us closer to rest in the Lord and into a community of pastors who will be stronger to face the challenges of life.”
- “Most meaningful- sharing with peers who are on the same journey, their honesty encouraged me to be more honest and open. I felt nurtured by God and more awareness of my need to be cared for by Him.”
- “Being invited to seek God, experience God’s presence and to walk with him was wonderful, challenging and had most impact. I like that I didn’t have the normal tools that I usually use—this stretched me.”
- “It’s hard to imagine a more important way to spend four days of the ministry year. Retreats should be part of our pastoral pattern.”
- “Major experience of finding rest and experiencing the peace of God’s presence.”
- “Excellent opportunity to rest in the Lord and hear from him.”

**Refresh Ministry Wives:**

This year more than 40 pastor’s wives attended the annual **Refresh retreat**. Attending has given me a wonderful opportunity to connect with wonderful group of ministry wives. This year I was also blessed to be the speaker. Pastor’s wives are very keen for their pastor husbands to get the message of healthy ministry.

**Clergy Research:**

In 2014 I launched a clergy health research project. One Hundred and Ninety three pastors participated. Some results were presented at Oasis 2014. The project will be completed in 2015. It will offer recommendations for moving forward with the Clergy Formation & Wellness department

**Potter Wheel & Facebook Page:**

We also launched Potter’s Wheel Newsletter and a Facebook page as ways to connect with pastors.

**CABC/GoodLife Fitness partnership.**

Several pastors had asked if we could get a reduced rate for a fitness club. The CABC/ GoodLife Partnership began September 2014 and has 12 members so far. It allows members access to all GoodLife clubs in Canada. It is open to pastors, spouses and family members, also anyone who is a pastor or part of our benefits plan. It gives a discount of more than 50% off regular membership. We are still taking new members.

**Comments:**

- Thank you for your email and for initiating this arrangement with GoodLife fitness. I have found this to be beneficial in my efforts to live a balanced life. Physical exercise is not only good for my heart etc., it is a great stress reliever and a good way to mix with people outside the church. **Dr. Robert Knowles**
- “My membership to GoodLife Fitness has been an incredible life-changer for me. It has improved my health both from a physical and mental point of view. ... It is by far one of the most important life-decisions I have made in years. ... I would highly recommend this to all pastors who are looking to improve their overall well-being.”

**Rev. Dennis Nickerson**

- I love it. It has made a significant in my life, health and wellness. I would recommend and do recommend it to other pastors. **Rev. Kirby Spivey**
- I think it's a very positive initiative - the reduction in membership price is a real incentive. And the GoodLife program seems like it is very supportive and helpful. **Rev. Sherrolyn Riley**

**Other Activities:**

Over the year I led 4 pastor retreats, spoke at 3 women's retreats and facilitated a church one day spiritual formation retreat. There were 13 speaking engagements: 4 preaching, 7 workshops, guest for a D.Min class on spiritual formation, and taught an ADC class on **Praying the Psalms**. I also represented CABC at several events.

**It is a privilege to serve our leaders, churches and convention as part of the CABC senior leadership team.**

Submitted with Thanksgiving,  
Rev. Cheryl Ann Beals  
Director, Clergy Formation & Wellness

**SECTION E**

**COMMITTEES, BOARDS & ORGANIZATIONS OF THE CABC**

**REPORT OF THE BOARD OF MINISTERIAL STANDARDS AND EDUCATION**  
**2014 Report**

The Board of Ministerial Standards and Education, which is within the Pastoral Ministry Department, is under the oversight of Dr. Garth Williams, Associate Executive Minister – Leadership Development, on behalf of, and in consultation with, the Executive Minister. The Board held three regular meetings in 2014: February 18-19 and April 8-9 in Wolfville, NS; and October 7-8 in Moncton, NB. In February nine applicants were interviewed, in April twelve were interviewed, and in October eight. Over 40% of the interviewees were age 30 or under and almost 40% were over 50. Almost 40% of applicants were female. Ninety percent of applications were toward ordination/recognition of prior ordination and ten percent toward lay pastoral recognition. Because of a decrease in applicants, only two meetings per year, in October and March, will be held beginning in 2015, with an additional meeting added if required. Both meetings will be open to all types of interviews (initial/exit toward ordination/ordination recognition/lay pastor recognition).

Each October the Board re-affirms its Conflict of Interest document and each member signs a confidentiality form. The primary mandate of the Board is to meet at least twice, for an Initial and Exit Interview, with men and women who are sensing a call to Ordained or recognized lay pastoral ministry in the CABC. The Board is responsible for evaluating each applicant's sense of call to and suitability for ministry in the CABC, providing educational requirements in keeping with the Convention's standards, recommending ordination candidates on to the Examining Council, and examining lay pastoral candidates on their statements of faith toward lay recognition. The Board also interviews ministers ordained and recommended by bodies outside of Canadian Baptist Ministries who are seeking recognition by the CABC of their prior ordination. The Board is responsible to respond to written allegations/self-disclosures of professional misconduct re pastoral leaders whose credentials are held by the CABC.

Grants from the *Preparing Future Pastors Fund* totaling \$6,000 were awarded in April. Candidates for Ordained Pastoral Ministry who are studying full time toward a Master of Divinity or Bachelor of Theology at Acadia Divinity College are currently eligible to apply for this grant. Mr. Roger Bleasdale has been the Board representative on the interview committee. Grants are given from interest accumulated on the principal. Churches and individuals are welcome to contribute to this Fund through the Convention office.

A review of the Lay Pastor Training Program was conducted and it was agreed that the moratorium on new LPTP classes continue. New ways of offering training to pastors and lay people were discussed. The Board held its first "Explore" in May 2014, an event to help people discern their call to pastoral ministry in the CABC, with six pastors, plus spouses, in attendance. A notice re revisions to the Regulations Concerning the Ministry that will reflect changes in staff and processes has been postponed to 2015, for discussion and vote at Oasis 2016.

Because of more flexible options for study at our seminary, the Board more frequently sees pastors completing their educational requirements for ordination while pastoring a church. Candidates who are unable to complete their requirements within three years may receive an extension from the Board if their request is accompanied by evidence that they are making significant progress.



The positive side of the Board's work is hearing the stories of how God has saved, called, and gifted for ministry the applicants they meet with. The Board appreciates all those who positively contribute in the applicants' journeys toward pastoral ministry, including churches, supervisors/mentors, Associations, pastors, licensing committees, supervisory committees, and seminary Faculty/Staff. Thank you to those who teach, mentor, encourage and financially support our future pastors. May God continue to use you as He calls men and women to vocational ministry in the CABC.

Respectfully submitted,

Rev. Wayne Murphy, Chair

Dr. Garth Williams, Associate Executive Minister

**EXAMINING COUNCIL FOR ORDINATION  
2014 Report**

The Examining Council for Ordination met on Tuesday and Wednesday August 19-20, 2014 in Room 177, Stultz Hall, Crandall University, Moncton, New Brunswick. Rev. Sandy Sutherland, Past President of Convention, served as the Chair of the Examining Council. Dr. Harry Gardner, President of Acadia Divinity College, was appointed as Chief Examiner. Rev. Wayne Murphy, Chair of the Board of Ministerial Standards and Education, reported on each Candidate's process with the Board.

The Examining Council appointed an Appeal Board, in keeping with Section 7.1 of the Ministerial Standards Document, to serve for one year as needed. Members appointed were:

Members (7): Dr. Vance Arbeau, Rev. Gordon Cook, Dr. Karl Cszasz, Rev. Tracey Grosse, Rev. Marlene Knowles, Rev. Jim Nicolle, and Dr. Morley Shaw.

Alternates (3): Rev. Chris Greer, Dr. Steven Hopper, and Rev. Aubrey Trail.

The following Candidates were examined on their statements of faith and Christian commitment and were recommended to their churches for ordination at their hands:

Janet Baker  
Brent Foster  
Derek Geldart

Joyce Ross  
Andy Scott

Carolyn Steeves  
Sarah Stevens

All candidates were committed to God in prayer.

Respectfully submitted,

Dr. Peter Reid  
Executive Minister

**CABC NOMINATING COMMITTEE**  
**2014 Report**

The CABC Nominating Committee consists of: nine Regional Representatives, the Executive Minister, the Executive Assistant to the Executive Minister, and is chaired by the Past President.

During the fall of 2014, the nine Regional Representatives gathered the names and the personal profile information of the people interested in serving on various CABC Boards and Committees. The Regional Representatives brought their lists of potential nominees to an all-day meeting of the CABC Nominating Committee, held at Crandall University on 19 January, 2015. Six of the nine Regional Representatives were present at the meeting, along with Rev Dr Peter Reid, our Executive Minister, Lottie Reid, the Executive Assistant to the Executive Minister, and Al McIsaac, the Vice-President, who chaired the meeting in the absence of the Past President. Lottie Reid, brought a working paper that outlined each new vacancy on every CABC Board and Committee. Time was spent in prayer before discussing the criteria for each position. The Committee spent the day working with the names collected by the Regional Representatives, making careful, prioritized lists of nominees for each position. The Nominating Committee was pleased with the number of people willing to serve at the Convention level. As has been the case the last few years, we were able to identify only one nominee for Vice President. This coming year our Vice President is required to be a pastor from either Nova Scotia or Newfoundland. This meeting ended in prayer and each committee member went to their respective homes.

Each identified potential candidate is sent a letter, advising them of their nomination by the Nominating Committee and asking if they are still willing to let their name stand. In confirmation, the potential candidate is required to complete information forms that are placed on file in the CABC Office.

It is wonderful when God's people are willing to use their gifts to serve Him on the different Committees and Boards that are in our Convention of Atlantic Baptist Churches.

Goldye LH Smith,  
Past President,  
Chair, CABC Nominating Committee

PS (pending more info as confirmations are received and the final list develops or is finalized)

**BAPTIST HISTORICAL COMMITTEE**  
**2014 Report**

The last minute conference call meeting of this committee was its AGM on November 26, 2012. Subsequent to that meeting the Chairperson's term of service concluded without the appointment of a successor. Due to medical issues in the lives of some members and unknown matters for others the committee did not meet in 2013. However, the Acadia University Archivist and BHC Corresponding Secretary and Treasurer, Pat Townsend, continued to honour, as best she could, some of the commitments of the BHC including a submission of the 2013 BHC Report for publication in the 2014 CABR Report Book. Her dilemma was that she had no BHC Chairperson or executive personnel to consult with regarding BHC matters. Consequently in 2014 the BHC had no meetings.

It was early in 2015 that the CABR Region 8 Nomination Committee Representative, Libby Amirault, discovered that the BHC had become inactive, and shortly after she had a conversation with the CABR Nominating Committee Chair, Past President Goldye Smith, Ron Baxter, a novice BHC member through 2014, agreed to consult with Pat Townsend and consequently through a shared effort eight BHC members plus two invited observers met at the Wolfville Baptist Church on the morning of Thursday, June 11, 2015, to get acquainted, to review the purpose of the BHC, to elect an executive, to name signing officers, and to commit to attend to a few BHC matters which will become part of the 2015 BHC Report.

The BHC Executive now includes: Chair - Ron Baxter; Vice Chair - James Murray; Recording Secretary - Keith Grant; and Corresponding Secretary/Treasurer - Pat Townsend, the AU Archivist. Other elected members of the BHC who were able to be present on June 11th include: Fred Bigelow; and Darrell Feltmate; plus Bob Wilson, ADC Church History Professor. Other BHC members who were unable to be present on June 11th included: Sherrolyn Riley, who arranged for Alma Johnston-Tynes, Chair of the AUBA History Committee, to take her seat; Barrie Rigby; Brian Nunn; and Tim Johnson; plus two other institutional representatives Ann Smith, AU Interim Librarian; and Dennis Bustin, Associate Professor of History at Crandall University. In addition the 2015 BHC nominee, Paul Bannister was present.

The BHC, on a 50/50 basis with Acadia Divinity College, appoints members to The Atlantic Baptist Heritage Series Editorial Committee; and also appoints a CABR representative to the Acadia University Senate Archive Committee.

The members of the BHC encourage the leaders of our CABR churches to see that church records are entrusted to the Baptist Collection within the Acadia University Archives where they are stored in a facility that is environmentally friendly, fire proof and secure. Such records remain the property of the depositing church or organization; however, they are available for onsite research purposes within the Kirkconnell Room at the Vaughan Memorial Library, Acadia University. The BHC does provide a semi-annual grant to Acadia University to help cover the costs related to our Baptist Collection.

Respectfully Submitted,  
Ron Baxter, BHC Chair



## Atlantic Baptist Housing

### 2014 Report

**OUR VISION** Atlantic Citizens enjoying quality of life in a caring Christian environment

**OUR MISSION** The Atlantic Baptist Senior Citizens' Homes Inc., a ministry of the Convention of Atlantic Baptist Churches, is dedicated primarily to the enhancement of the quality of life for Atlantic Seniors. The mission is accomplished by providing quality care and affordable, accessible housing in a comfortable and secure environment.

**OUR MOTTO** *Adding Life to Years*

**OUR VALUES** Caring Excellence Integrity Respect Safety

The Atlantic Baptist Senior Citizens' Homes Inc. (ABSCHI) is a non-profit, registered charity. Incorporated in 1970 as a Christian outreach program of the Convention of Atlantic Baptist Churches. The primary concern of the Atlantic Baptist Senior Citizens' Homes Inc. is the housing and care needs of seniors in Atlantic Canada. The Atlantic Baptist Senior Citizens' Homes Inc. operates 16 seniors' facilities in Atlantic Canada offering a diversity of housing options and services.

#### **Our Nursing Homes**

The Kenneth E. Spencer Memorial Home Inc. – Moncton  
 PEI Atlantic Baptist Homes Inc. – Charlottetown  
 Villa Chaleur Robert L. Knowles Veterans Unit – Bathurst

Our Nursing Homes are licensed provincially and accredited with Exemplary Standing by Accreditation Canada. Accreditation Canada is a national, non-profit, independent organization providing health care organizations with external peer review process to assess and improve the services provided to clients based on standards of excellence.

Quality Care, Client Safety, Work Life are a focus in the operation of the nursing homes. Quality people, including Staff, Volunteers, Board Members and Families, all make a valuable contribution to the quality of life for our residents.

#### **Seniors Housing**

Demographics indicate increasing numbers of individuals age 65+ into the future, many of whom will undoubtedly require housing and care service options as offered by Atlantic Baptist Housing. We regularly receive inquiries and requests from churches, communities and individuals for seniors housing and care – these opportunities must be carefully managed to assure infrastructure support to sustain growth in a positive manner. The local committees must be engaged to support each project. Growth opportunities must also be balanced with sustaining appropriate management service and support to the 16 facilities presently under our direction, to assure the needs and expectations of our seniors are being met or exceeded. In 2014, Harbourside Landing a 40 unit apartment building in Shelburne opened along with 15 new nursing home beds and 29 enriched housing units in PEI. These units have been slow to rent which has put us in the position where we will not be building any new facilities in the near future. Each facility must be fully rented and self-supporting before we start a new project.

Our goal remains to enhance the quality of service provided in all of our facilities as resources permit. Interested persons are invited to visit our web site at [atlanticbaptisthousing.com](http://atlanticbaptisthousing.com).

We continue to rely greatly upon the community and individuals who generously provide support to our organization. We wish to express our appreciation to all those who assist with the ongoing success of our organization and who support us in serving Atlantic Canada Seniors, from Board Members, Local Advisory Committees, Local Church Members, Staff Members and numerous volunteers. Any success we enjoy in this Ministry is the direct result of the efforts of many caring individuals and their willingness to serve and use their talents. We are indeed thankful for their support!

#### Appendix: History of ABSCHI development

| Name of business   | Type of business | Location          | Number of units | Year established |
|--|------------------|-------------------|-----------------|------------------|
| The Kenneth E. Spencer Memorial Home Inc.                                    | Nursing Home     | Moncton NB        | 200             | 1973/1980        |
| PEI Atlantic Baptist Homes Inc.<br>* expanded & rebranded "Centennial Court" | Nursing Home     | Charlottetown PEI | 101             | 1986/2002        |
| Robert I Knowles Veterans Nursing Home                                       | Nursing Home     | Bathurst NB       | 13              | 1993             |
| Hillcrest Village  | Apartments       | Saint John NB     | 108             | 1984             |
| Church Court   | Apartments       | Moncton NB        | 69              | 1985             |
| Bayview Village  | Apartments       | Bathurst NB       | 20              | 1985             |
| Villa Chaleur  | Apartments       | Bathurst NB       | 100             | 1987             |
| Central Court  | Apartments       | North Sydney, NS  | 40              | 1989             |
| Gladys M Manning Retirement Community  | Apartments       | Windsor NS        | 78              | 1992/2002        |
|  | Enriched Housing |                   | 24              | 1998             |
| Courtyard Homes  | Condominiums     | Moncton NB        | 8               | 1992             |
| Granite Court  | Apartments       | St George NB      | 22              | 1994/1999        |
| Extra mural nursing offices, Doctors' offices                                |                  |                   |                 |                  |
| Caledonia Place  | Apartments       | Hillsborough NB   | 28              | 2002             |
| Taylor Court   | Apartments       | Shediac NB        | 28              | 2005             |
| Drumlin Hills  | Apartments       | Bridgewater NS    | 72              | 2008             |
|  | Enriched Housing |                   | 24              | 2008             |
| Brunswick Court  | Apartments       | St George NB      | 31              | 2011             |
| Fairview Court   | Apartments       | North Sydney, NS  | 34              | 2013             |
| Harbourside Landing  | Apartments       | Shelburne NS      | 40              | 2014             |
|  | Enriched Housing |                   |                 |                  |
| Chappel Court  | Housing          | Charlottetown PEI | 29              | 2014             |
|  |                  | <b>Total 2014</b> | <b>1084</b>     |                  |

**ATLANTIC BAPTIST SENIOR CITIZENS' HOMES INC. FINANCIAL**  
March 31, 2014

**The Canadian Institute of Chartered Accountants requires specific disclosures with respect to entities controlled by the Convention of Atlantic Baptist Churches.**

**A full audited statement is available by requesting the same from the Convention of Atlantic Baptist Churches, 1655 Manawagonish Road, Saint John, NB E2M 3Y2**

**Statement of Financial Position**

|                   |       |            |
|-------------------|-------|------------|
| Total Assets      | (A)   | 57,419,819 |
| Total Liabilities | (B)   | 43,124,976 |
| Fund Balances     | (A-B) | 14,294,843 |

**Statement of Operations**

|                                      |       |            |
|--------------------------------------|-------|------------|
| Revenues                             | (C)   | 28,742,189 |
| Expenses                             | (D)   | 28,288,443 |
| Excess of Revenues over Expenditures | (C-D) | 453,746    |

**Statement of Cash Flows**

|  |     |             |
|--|-----|-------------|
| Cash flows from Operating Activities             | (G) | 1,420,850   |
| Cash flows to Financing and Investing Activities | (H) | (2,795,788) |

**Details of any restrictions on the resources listed in (A) above (i.e. restricted fund balances):**

|  |         |
|--|---------|
| Resident Trust Funds                   | 199,854 |
| Restricted Cash – Replacement Reserves | 531,820 |

**Significant differences in the entities' disclosed accounting policies, from those followed by the Convention of Atlantic Baptist Churches:**

Refer to Note 2 of Financial Statements

**Details of any events or transactions between the entity and the Convention of Atlantic Baptist Churches, in the period between your fiscal year end date and December 31. This applies only to entities with non-calendar year ends.**

We have nil transactions with the Convention of Atlantic Baptist Churches: Our fiscal year end was March 31, 2014

**ATLANTIC BAPTIST FOUNDATION**  
**2014 Report**

The Foundation appreciates the confidence of the Baptist constituency which allows it to carry out its mandate to "provide financial services to the member Churches and Agencies of the Convention of Atlantic Baptist Churches".

Discussions with the Financial and Consumer Services Commission (FCNB) formerly NB Securities, resulted in registering the Foundation in all four Atlantic Provinces as a Restricted Dealer, Portfolio Manager and Investment Fund Manager. The process should be finalized in 2015.

Good fiscal management of the funds entrusted to the Foundation enabled it to maintain an excellent financial condition. Safeguarding depositor's savings is of paramount importance. The Convention Assembly voted to reduce the size of the Board of Directors from 21 to 15 on recommendation by the Foundation and Convention Council.

The growth of the Foundation made it necessary to consider larger offices to accommodate its operations. As a result the decision was made to construct its own office building. A gift of property from Atlantic Baptist Housing (ABSCHInc.) is greatly appreciated. The move-in date is March 4, 2015 and the new address is:

10 ATLANTIC BAPTIST AVE. MONCTON, NB. E1E 4M2  
TEL: 506-857-9482 TOLL FREE: 1-888-263-1444  
EMAIL: Lisa Lewis [baptistfoundation2@rogers.com](mailto:baptistfoundation2@rogers.com)  
Email: Mary [mcAffee-baptistfoundation@rogers.com](mailto:mcAffee-baptistfoundation@rogers.com)  
WEBSITE: [www.baptistfoundation.com](http://www.baptistfoundation.com)

As a partner in the Convention's ministry, the Foundation is pleased to have contributed grants to assist the educational programs of Crandall University and Acadia Divinity College, the Saint John and Halifax Chaplaincies, the CABF Family and Youth Department, New Life Mission (for children at risk), and to 14 Baptist Bible Camps.

Questions or comments about the Foundation are always welcome. Persons may write or use the available toll free line (1-888-263-1444)

Respectfully submitted,

George Doak  
Chair



**ATLANTIC BAPTIST FOUNDATION FINANCIAL  
DECEMBER 31, 2014**

**The Canadian Institute of Chartered Accountants requires specific disclosures with respect to entities controlled by the Convention of Atlantic Baptist Churches.**

**A full audited statement is available by requesting the same from the Convention of Atlantic Baptist Churches, 1655 Manawagonish Road, Saint John, NB E2M 3Y2**

**Statement of Financial Position**

|                   |       |            |
|-------------------|-------|------------|
| Total Assets      | (A)   | 80,251,825 |
| Total Liabilities | (B)   | 71,318,926 |
| Net Assets        | (A-B) | 8,932,899  |

**Statement of Operations**

|   |         |           |
|---|---------|-----------|
| Revenues                                | (C)     | 4,861,877 |
| Expenses                                | (D)     | 2,983,841 |
| Unrealized gains on investment holdings | (E)     | 191,445   |
| Net Surplus                             | (C-D+E) | 2,069,481 |

**Statement of Cash Flows (Statement of Changes in Financial Position)**

|                                      |     |             |
|--------------------------------------|-----|-------------|
| Cash flows from Operating Activities | (F) | 1,615,709   |
| Cash flows from Financing Activities | (G) | (1,821,869) |
| Cash flows from Investing Activities | (H) | 1,102,790   |

**Details of any restrictions on the resources listed in (A) above (i.e. restricted fund balances):**

|                        |         |
|------------------------|---------|
| Restricted Trust Funds | 586,209 |
|------------------------|---------|

**Significant differences in the entities' disclosed accounting policies, from those followed by the Convention of Atlantic Baptist Churches:**

Refer to Note 2 of Financial Statements

**Details of any events or transactions between the entity and the Convention of Atlantic Baptist Churches, in the period between your fiscal year end date and December 31. This applies only to entities with non-calendar year ends.**

N/A

**CRANDALL UNIVERSITY**  
**2014 Report**

The University launched several new academic programs during the past academic year:

- A Bachelor of Theology degree in partnership with Acadia Divinity College and Acadia University
- New concentrations in Accounting, Economics, Management, and Marketing in the Bachelor of Business Administration program
- A Worship Ministry Certificate
- A Master of Education degree
- A Master of Organizational Management degree

Once again the University awarded 33 new scholarships for September 2015 entrance. These scholarships, awarded on the basis of grades and involvement in Christian leadership, are valued up to \$16,000 over four years.

The quality level of our chapel experience, including set design, sound, and lights in addition to a quality worship band and speakers have added to the energy enjoyed in our chapel program. Once again attendance increased by more than 10% over the previous year.

The men's and women's basketball teams completed an excellent year, with both making the playoffs. The women made it to the quarter finals and the men lost the final game of the regional playoffs in overtime. Coaches and players alike deserve warm congratulations for an excellent year.

On Saturday, November 1<sup>st</sup> in Brinton Auditorium 53 students were presented with degrees and certificates in a variety of fields of study. Associate Professor of English Dr. Abram Steen delivered a stirring and memorable Convocation address.

On Friday night, May 1<sup>st</sup> a large crowd gathered in Murray Hall to honour Geoff Brace, Executive Director of Camp Wildwood and Stephen Alward, Executive Director of Green Hill Lake Camp with the Distinguished Alumni Award. Both have served their respective camps for over 25 years and were honoured for their longevity and faithfulness in camping ministry.

During Convocation ceremonies on Saturday, May 2<sup>nd</sup> graduates and their family and friends gathered to celebrate the completion of their educational journey at Crandall University. The University recognized 59 graduates in the morning exercises as having completed a program in Education and 133 graduates were acknowledged in the afternoon exercises as having completed a degree in Arts, Science, or Business. Dr. Brian C. Stiller, Global Ambassador for the World Evangelical Alliance, delivered the Convocation address to graduates at the morning and afternoon ceremonies.

Over the past year the following employees joined the Crandall community:

Jenna Cann, Marketing & Communications Manager  
Cecil Chabot, Lecturer of History  
Danielle DeLong, Admissions Counsellor (Maternity Leave)  
Andrew Oulton, Business Analyst

Ron Scott, Worship Coordinator  
Matthew Wheaton, Admissions Counsellor (Intern)

God continues to do great things at your university. Thank you for your interest and support of Crandall University and its mission to *transform lives through quality university education firmly rooted in the Christian faith*. We value your partnership in this important ministry.

Respectfully submitted,

Ms. Sheila Cummings, Chair of the Board of Governors  
Dr. Bruce Fawcett, President and Vice-Chancellor

## CRANDALL UNIVERSITY FINANCIAL

The Canadian Institute of Chartered Accountants requires specific disclosures with respect to entities controlled by the Convention of Atlantic Baptist Churches.

A full audited statement is available by requesting the same from the Convention of Atlantic Baptist Churches, 1655 Manawagonish Road, Saint John, NB E2M 3Y2

**Statement of Financial Position**

|                   |       |            |
|-------------------|-------|------------|
| Total Assets      | (A)   | 36,128,263 |
| Total Liabilities | (B)   | 13,757,172 |
| Net Assets        | (A-B) | 22,371,091 |

**Statement of Operations**

|          |       |             |
|----------|-------|-------------|
| Revenues | (C)   | 6,984,932   |
| Expenses | (D)   | 8,191,271   |
| Net Loss | (C-D) | (1,206,339) |

**Statement of Cash Flows (Statement of Changes in Financial Position)**

|                                      |     |           |
|--------------------------------------|-----|-----------|
| Cash flows from Operating Activities | (E) | (913,056) |
| Cash flows from Financing Activities | (F) | 983,964   |
| Cash flows from Investing Activities | (G) | (71,543)  |

**Details of any restrictions on the resources listed in (A) above (i.e. restricted fund balances):**

|                                      |           |
|--------------------------------------|-----------|
| Endowed Trust Funds for scholarships | 6,306,043 |
|--------------------------------------|-----------|

**Significant differences in the entities' disclosed accounting policies, from those followed by the Convention of Atlantic Baptist Churches:**

N/A

Details of any events or transactions between the entity and the Convention of Atlantic Baptist Churches, in the period between your fiscal year end date and December 31. This applies only to entities with non-calendar year ends.

Crandall University's fiscal year is June 30<sup>th</sup>. The above information is for the year ended June 30, 2014.

**ACADIA DIVINITY COLLEGE**  
**2014 Report**

This report covers the calendar year of 2014 recognizing that the academic year is often viewed from July 1-June 30. Some of the items reported on relate to the academic year.

Attached to the report is the audited financial report for the previous year (the year ending March 31, 2014) which indicates that Acadia Divinity College (ADC) continues to operate without debt due to careful fiscal restraint and a large bequest in 2012-2013. The Chair of the Finance Committee of the Board of Trustees, Mr. Ralph Taylor, as well as the President of the College met with the Council of the Convention to review the Monitoring Report in November 2014.

Below are highlights in the life of the College since the last yearbook report.

*a. Student Enrollment and Continuing Education for Pastors*

**There is a continued need for leadership to the recruitment of students at ADC.** We have seen a decline in the enrolment of various academic programs, the Master of Divinity causing greatest concern. In September 2014, the Executive Committee of the Board of Trustees affirmed the decision to hire a full-time Recruitment Coordinator for the College beginning in early 2015.

However, there are broader and more serious concerns with regard to how people are being trained for ministry and the expectation of the churches for training. As a seminary owned by the Convention of Atlantic Baptist Churches, ADC has trained over 85% of the pastoral leaders who serve Convention Churches. There has been a sharp decrease of those appearing before the Ordination Council each year, and the issue of recruitment for ordained ministry is broader than the Divinity College.

Discussions between the Convention leadership and our Faculty in the past two years have focused on the urgent need to re-tool many pastors and church leaders in our Convention so that they can lead their congregations to renewed spiritual vitality and growth. Because of rapid social and technological changes that are taking place in Atlantic Canada, many pastors who were trained quite adequately in previous decades are no longer sure about how to lead congregations to carry out their Christian mission today. **We believe that the need to re-tool pastors is essential for the future health of local churches and for our Convention.** Many of our churches are in decline and some appear to be dying.

Believing that the need is great and that time is of the essence, Acadia Divinity College faculty agreed to redesign the **Simpson Lectures** in February 2015. It is being re-shaped as a "Forum on Church Renewal in Atlantic Canada" that will bring together more than 20 effective pastors from within our CABC family to lead practical discussions about how struggling churches can be renewed. This initiative is also supported through funding from the Atlantic Baptist Foundation.

b. *Curriculum and Delivery System*

ADC has led the way in responding to the changing needs for delivery methods of education (e.g., once-a-week classes for courses, week-long intensives, weekend courses, and Metro Halifax Regional Municipality weekly and intensive courses). Faculty members have continued to travel to the Halifax Regional Municipality to teach as well as Truro and to various locations in New Brunswick while still maintaining the course work at Wolfville. Few courses are available through the internet by choice and, in September 2014, we began offering some courses through a Point-to-Point system – one based in Moncton (Crandall University) and one based in Wolfville (Acadia Divinity College).

c. *Crandall-Acadia Bachelor of Theology Partnership*

With the continued generous financial support of the Atlantic Baptist Foundation, the Director, Rev. Dale Stairs, welcomed the first students through this new partnership in September 2014. These students are enrolled in two undergraduate degrees concurrently – a degree with Crandall University and the Bachelor of Theology with Acadia Divinity College. This innovative program should equip lay persons with Christian leadership skills and serve as a means of recruitment for ADC in both the Master of Divinity program and the Master of Arts in Theology program.

d. *The Charles J. Taylor Centre for Chaplaincy and Spiritual Care*

In recent years, ADC has cultivated a relationship with a Trust in supporting the work of the Charles J. Taylor Centre for Chaplaincy and Spiritual Care. This Trust is committed to providing a substantial annual grant towards the salary of a **Professor of Pastoral Care** given that our focus and approach matches theirs.

The Trust recommended the College consult Dr. Wanda Malcolm, Associate Professor of Pastoral Psychology, Wycliffe Seminary, to be a resource in the search process. In September 2014, we arranged for Dr. Wanda Malcolm to be our Plenary Speaker for the All-ADC Retreat. Fifty-five students in addition to Faculty and Staff attended this event.

Between December 16 and 18, 2014, a Professional Retreat sponsored by the Trust was held with Dr. Wanda Malcolm, Dr. Rod Wilson of Regent, as well as Dr. Harry Gardner and Dr. Carol Anne Janzen in Cobourg, Ontario. Dr. John Stewart, Visiting Professor for Acadia Divinity College, joined the meeting electronically. The retreat focused on planning the future emphasis on academic work at our respective colleges in the area of pastoral care and counseling.

e. *John Gladstone Chair of Preaching and Worship*

Fundraising for the *John Gladstone Chair of Preaching and Worship* has been a work in progress for 6 years. With the excellent help of Dr. Peter Holmes (Doctor of Ministry Graduate, 2006), Yorkminster Park Baptist Church, Toronto, and Dr. Andrew Stirling (Doctor of Ministry Graduate, 2010), Timothy Eaton United Church, Toronto, as well as Ron Mitton, we held a successful event at The York Club in Toronto on November 10, 2014.

*f. Operational Grants*

Several major financial gifts have been negotiated through planned giving and conversation with two major foundations continues. The Atlantic Baptist Foundation continues to provide significant funding in grants to assist the College in accomplishing the mission given to us by the CABC. This is a demonstration of the Convention agencies working together to fulfill our shared mandate. The College is very grateful for this partnership and support.

*g. Affiliated Colleges*

ADC stewards the relationship of Acadia University to four affiliated colleges: two in Nigeria, one in Montréal, and one in Hong Kong. Dr. Glenn Wooden, serving as the liaison for the two Nigerian colleges, travelled to Nigeria to visit these two colleges during May 2014.

These affiliations together with the partnership with the Praxis Program of Canadian Baptist Ministries remind us that we are called to equip Christian leaders in this setting and facilitate that internationally where possible.

The College appreciates the support of the Convention and its member churches and individuals as it seeks to fulfil the mandate it has been given to equip Christian leaders.

Respectfully Submitted,

Rev. Charles Thompson  
Chair, Board of Trustees

Dr. Harry G. Gardner  
President, Acadia Divinity College

## ACADIA DIVINITY COLLEGE FINANCIAL

***The Canadian Institute of Chartered Accountants requires specific disclosures with respect to entities controlled by the Convention of Atlantic Baptist Churches.***

**A full audited statement is available by requesting the same from the Convention of Atlantic Baptist Churches, 1655 Manawagonish Road, Saint John, NB E2M 3Y2**

**Statement of Financial Position**

|                   |       |            |
|-------------------|-------|------------|
| Total Assets      | (A)   | 13,624,539 |
| Total Liabilities | (B)   | 490,022    |
| Net Assets        | (A-B) | 13,134,517 |

**Statement of Operations**

|                   |       |           |
|-------------------|-------|-----------|
| Revenues          | (C)   | 2,499,934 |
| Expenses          | (D)   | 2,544,300 |
| Net Income (Loss) | (C-D) | (44,366)  |

**Statement of Cash Flows (Statement of Changes in Financial Position)**

|                                      |     |          |
|--------------------------------------|-----|----------|
| Cash flows from Operating Activities | (E) | (7,343)  |
| Cash flows from Financing Activities | (F) | 0        |
| Cash flows from Investing Activities | (G) | (13,052) |

**Details of any restrictions on the resources listed in (A) above (i.e. restricted fund balances):**

|                                   |            |
|-----------------------------------|------------|
| Restricted for endowment purposes | 12,406,741 |
| Internally restricted             | 219,939    |
| Invested in capital assets        | 245,764    |

**Significant differences in the entities' disclosed accounting policies, from those followed by the Convention of Atlantic Baptist Churches:**

**No differences - we follow accrual method following GAAP**

**Acadia Divinity College's fiscal year is March 31<sup>st</sup>. The above information is for the year ended March 31, 2014.**

**Details of any events or transactions between the entity and the Convention of Atlantic Baptist Churches, in the period between April 1, 2014 and December 31, 2014:****Funds Received From CABC:**

|                     |           |
|---------------------|-----------|
| 'United in Mission' | 45,985.80 |
| Supplemental        | 47,593.26 |

**Payments Made to CABC:**

|                  |          |
|------------------|----------|
| Payroll Expenses | 3,753.96 |
| Miscellaneous    | 5,318.30 |



**OBITUARIES**  
**August 2014 – August 2015**

***Allan E. Griffin***  
**1938 – 2014**

***Allan E. Griffin*** was born in 1938. He was the son of the late Vernon and Frances (Campbell) Griffin of Springhill, NS.

Upon graduation from the Springhill High School, Allan attended Acadia University where he received his B.A. (1963) and his M.Div. (1966). In 1966 he was ordained by the Atlantic United Baptist Convention. He served Baptist churches in Kentville, Montreal(QC), and Bridgewater. In 1988 he was received into the ministry of the United Church of Canada serving United Churches in Moncton, N.B. and Amherst, NS. He retired as Senior Minister of Trinity St. Stephen's in Amherst in 2004. During the course of his ministry he served on many boards and committees, including two terms on the Board of Governors of Acadia University and Acadia Divinity College Senate. After retirement he served as Chaplain of the Moncton City and the George Dumont hospitals in Moncton.

Allan E. Griffin, of Amherst, passed away Wednesday, August 20, 2014 at Aberdeen Hospital, New Glasgow, NS. He is survived by his wife of 46 years Marilyn (Legge); daughters Karla (Mark) Gillis, Michelle and son David, grandchildren Brooke, Ella, Samuel and Charlotte; sister Darlene Chisholm of Digby; brother Douglas (Shirley) of Truro, Vernon (Jean) of Whitby, ON and Norman (Shirley) of Five Islands as well as many nieces and nephews.

**Rev. Dr. Daniel "Dan" Arthur Dryer**  
**1930 - 2014**



**Rev. Dr. Daniel "Dan" Arthur Dryer** was the son of the late Thomas and Elsie Dryer. He was born in Sparrowbush, New York on July 7, 1930. Dan's family moved to Brooklyn, where he spent his childhood.

Dan met Barbara Dahlbom at Providence Bible College and they married on June 23, 1951. After completion of his studies at Gordon Theological Seminary in 1957, they moved with their two children to New Brunswick, to lead a church in Temperance Vale. They then moved with their expanding family to Newfoundland in 1961, to a church in Placentia Bay. In 1967, with their five children, they returned to serve churches in New Brunswick, most notably Germain Street United Baptist Church. While a pastor, Dan earned a Doctorate in Ministry from Fuller Theological Seminary. Later Dan and Barb served for twelve years at Walmer Road Baptist in Toronto. Upon retirement in 1996, they returned to their beloved home in Gondola Point. Dan and Barb spent most of their summers with family and friends at their "camp" on the shores of the Washademoak Lake.

Dan had a fervent faith in his Lord Jesus and worked tirelessly to share the unconditional love of Christ with everyone he met. He was the "salt of the earth" and his faith was lived out in tangible ways. Dan had experienced God's grace and he, in turn, offered God's love to the people around him. He had the gift of encouragement and lifting people up. He was a brilliant man, ahead of his time in urban ministry. He often pioneered his way into uncharted territory and did not mind rocking the boat if the boat needed rocking. His profound faith permeated every pore of his being, so much so that even with dementia, he continued to bless the staff at Rocmaura with words of praise, encouragement and prayer. In one of his last moments of clarity before his passing Dan said, "I am blessed." Dan himself was a blessing to countless people and he will be deeply missed.

Rev. Dr. Daniel Dryer passed away on August 29, 2014, at the Rocmaura Nursing Home. Dan was predeceased by his wife, Barbara, great granddaughter, baby Riley, brothers: Phil, Al, and sisters: Helen and Judy. He is survived by his children: Steve (Diane Ring), Jim (Linda More), Wayne (Kathy Jamieson), Karen (John Knight), Cindy (Paul Mosey); and grandchildren: Amy (Aaron Jenson), Kristina (Nick Oriold), Bradley (Robin Haines), Bruce, Jodi (Dan Buss), Ben (Rosalinda Kan), Jonathan, Kya and Kirsten; great-grandchildren: Olivia and Violet; sister, Muriel, and brother, Walt.

***Rick N. Hayden***  
**1950 - 2014**

***Rick N. Hayden*** was born September 25, 1950, in Springhill, NS. Rick's family later moved to Saskatchewan, MB where he spent his early years. In a subsequent move the family relocated to Toronto, ON where Rick went to high school and college.

Rick went first to Seneca College where he studied cartography. In 1976 he graduated from Ontario Bible College (now Tyndale) with a Bachelor of Religious Education, and later from Moody Bible College with a Master of Arts in Ministry. Rick spent 26 years in pastoral ministry in the Maritime Provinces. In 2001 he and Wendy began ministry together at Parkway Bible Church in Scarborough, Ontario.

Rick was an avid football and baseball fan and especially loved attending sports events with his son, Tim. Rick loved playing games with the family, engaging in competitive mini-golf with Wendy, Sunday drives in the country, family camping, and playing with his grandchildren.

Rick grew to love the country and people of Cuba, especially Josue and Ami. Through the ministry of Calvary Road, Rick made 9-10 trips to that country where he sought to minister to pastors and the local church.

Rick Hayden, 64, went to be with his Saviour on Sunday, Sept. 21, 2014. Diagnosed in February with 4th stage pancreatic cancer Rick continued his pastoral duties to a people he loved until days before his death.

Rick will be greatly missed by Wendy, his wife of 38 years. He is also survived by his children Amy, Tim, Heidi Phillips (Bill), grandchildren Brianna and Jack, and his sister, Lynda Thomas of St. John, NB.

**Rev. Timothy Edward Fraser, BA. BD.  
1938 - 2014**



**Rev. Timothy Edward Fraser**, BA. BD. was born March 29, 1938 to Alexander Edward and Eva Harriet (Carling) Fraser in Hartlepool, UK. Rev. Fraser was educated at Cambridge and Manchester Universities (1962). He served in the Methodist ministry in England, and then as a high school teacher for several years.

Life turned a corner for Tim when the redeeming grace of our Lord Jesus Christ gave him a new way of life and he embraced a passion for truth and righteousness in God's Word. Rev. Fraser became a dedicated pastor to church communities in Norwich and Welling (UK), Canso, Meductic, and Argyle, Nova Scotia (Canada). After Pastor Fraser's retirement, he continued to be closely involved in churches and communities in the Halifax area, helping with preaching, group bible studies, and mentoring students. Pastor Fraser was a gifted preacher and teacher, a caring pastor, and always an independent thinker.

Ill health obliged Pastor Fraser to leave ministry which caused him much grief and loss, but proved the providing hand of God and the Spirit's strength and courage to face disability and decline. Throughout his life he read widely, enjoying good language, literature, music, and soccer. His was a witty humour and playful outlook. We praise God for being able to share this life, and follow the example of faith and forgiveness and fortitude that he left for us.

Rev. Timothy Fraser, passed away on October 7, 2014. He is survived by his wife, Lesley; children: Gavin Mark (Chloe), Rowan Paul (Mara), Ruth Catriona, Elizabeth Grace (Michael), Arran David Carling (Kerry), Joy Abigail Catherine, Adrian Jamie; fifteen grandchildren: Louis (Amy), Colin, Isaiah, Cora, Zoe, Julena, Spencer, Grace, Jasmin, Aiden, Benjamin, Katrina, Jackson, Austin, Megan, and a new baby expected in the spring.

**MILDRED HAZEL LAW**  
**1924 - 2014**



**Mildred Hazel Law** was born in Glenvale, NB to the late Laura Mae (nee Patterson) and William Ira Law. She grew up in a Christian home and came to faith when she was 16. From childhood Mildred dreamed of being a missionary which led her to teach Sunday school classes, serve as VBS worker, even to hold services in summer time. One summer she acted as pastor at Hall's Harbour, NS. Mildred graduated valedictorian from the Hampton Consolidated School. Her training at Teacher's College in Fredericton resulted in four years' teaching in New Brunswick and prepared her for educational as well as evangelistic work in India. It was when she was continuing her education at Toronto Bible School that Mildred committed herself to missionary service after one of Dr. J. B. McLaurin's lecturers on India. This led her to Acadia University where she graduated in 1953. Her final year at Acadia she was elected President of the Student Christian Movement, the second girl in the history of Acadia to hold that office.

Her calling for missions began with the Canadian Baptist Foreign Mission Board in 1954 in Bobbili of the Srikakulam District of India where she was in charge of a boarding school and work among the women. In 1961 she moved to Vizianagram where she directed the women's work and the leprosy work. In 1968 she worked with the Sunday Schools in all the fields north of Tuni as well as with the Indian Bible Women and other women lay-leaders in the Indian churches. She conducted refresher courses, did visitation and organized retreats with them. Her missionary work in India continued nearly four decades. She retired from the Canadian Baptist International Ministries in 1989. She was the last continuing Canadian Baptist missionary in residence in India relating directly to the churches.

Mildred's retirement years were spent in Sussex, NB. She was a valued member of the Sussex Baptist Church and remained active in various volunteer functions including being a youth leader until failing health prevented full participation.

Mildred Hazel Law passed away peacefully at the Sussex Health Centre on November 18, 2014. She is survived by her sister, Mrs. Laura Bonney of Nauwigewauk; her brothers-in-law, Murray Spragg of Keirsteadville, and Herb Cheesman of Ottawa; as well as by many nieces (including missionary Laura A. Bonney serving with World Ventures in Kampala, Uganda), nephews, grand-nieces, grand-nephews, extended family members and friends. Besides her parents, Mildred was predeceased by four sisters and two brothers.

***Reverend William (Bill) Clifford Thompson***  
**1935 - 2015**



***Reverend William (Bill) Clifford Thompson*** went home to his Lord and Saviour on March 27, 2015. He passed away at Bobby's Hospice, Saint John, NB, while surrounded by his family. Bill was born in Saint John in 1935, son of the late Robert and Alice (Toner) Thompson.

In his younger years he was an avid woodsman and respected hunting guide. After a brief time in the welding trade at the Saint John dry dock he served a term as a Shantymen missionary in Newfoundland. He then continued his education at the Atlantic Baptist College while at the same time serving as a fulltime pastor and being a husband and the father of two children. In 1972 he graduated and was ordained by the Atlantic Baptist Convention. Throughout the remainder of his ministry he served varyingly as a fulltime pastor, an interim pastor, and founder of the Bill Thompson Evangelistic Association until his retirement in 2012.

Reverend William (Bill) Clifford Thompson is survived by his wife Patricia (Patty) nee Taylor; his son Herb (Michelle Richard); his daughter Melissa (Andrew Earle); his brothers Manford, Calvin, and Robert; and his nieces and nephews. Besides his parents, Bill was predeceased by his eldest brother Norman, and his sister Jacqueline.

**Reverend Macpherson Eaton "Mac"**  
**1925 - 2015**



**Reverend Macpherson Eaton "Mac"** was born in the United States on August 11, 1925. He was the youngest child of the late Cyrus and Margaret Eaton, Ohio.

Mac spent many summers in Blandford, NS and chose to settle there. He met the love of his life, Cynthia, while staying with friends in Blandford. He would often say that the day he married Cynthia, was the best day of his life. They were married in the spring of 1949 and settled in East River, NS. Mary, Peter and James were born while the family lived in East River. One of his most special achievements was that he was the first rural mail-delivery postman for the Aspotogan Peninsula. He bought and ran a gas station business in Chester for a few years. "Mac" always loved cars and this vocation had an interest for him. He eventually sold the business.

In 1956, "Mac" felt the calling for the ministry and the family moved to Wolfville, NS, so that he could attend Acadia Divinity College. As a student of the Divinity College, "Mac" was sent to minister to the congregation of Forest Hill Church and Black River Church. Upon graduation, he chose to be the minister of the Windsor Plains Baptist Church.

Reverend Macpherson Eaton "Mac," 89, of Wolfville, NS, passed away February 26, 2015 at the Valley Regional Hospital, Kentville. "Mac" was predeceased by his wife of 65 years (Cynthia) Langille; son James; brother Cyrus Jr.; sisters Lee, Mary, Betty, Anna and Farley. He was the last surviving member of his immediate family. He is survived by his son Peter (Sheri) New Minas, NS; daughter Mary Eaton, Echo Bay, ON; grandchildren: Richard, Joshua, Angus, and Benjamin; great-grandchildren Kaitlyn, Chelsie, Nicholas and Geneva.

***Pastor Robert R. Guptill***  
**1963 - 2015**



***Pastor Robert R. Guptill*** was born on October 19, 1963. He was the son of Judy (Avery) Guptill and Clinton Guptill.

Pastor Robert R. Guptill served as Pastor for the last five years at Lakeville Corner Baptist Church, NB. He was a proud member and enthusiastic supporter of the Douglas Harbour Volunteer Fire Department. Rob was also a former officer with the Toronto Metro Police Service and the Fredericton City Police.

Pastor Robert Ralph Guptill passed away on Tuesday, February 17, 2015 at the age of 51. Rob is survived by his wife, Jocelyn (Pond) Guptill; his son, Jonathon and his fiancée, Sarah; his daughters, Jacqueline, Rachel, and Ashley; granddaughters, Avery, Kathryn, and Rebekah Jolee; brother, Rev. Tim Guptill and his wife, Gayla, and their children, Hope and Autumn; sister, Andrea (Guptill) Brownlee and her husband, Randy, and their children, Mathew and Jacob, and his loving mum, Judy (Avery) Guptill. Rob was predeceased by his father and friend, Captain Clinton Guptill and his grandparents. As well, Rob is survived by his loving in-laws, Buddy and Wilda Pond, as well as numerous sisters-in-law, brothers-in-law, nieces, and nephews.



**Rev. Gordon C. Simons**  
**1940 – 2015**



**Rev. Gordon Charles Simons** passed away peacefully in the loving arms of his daughter Anne Shirley, on Wednesday, February 11, 2015 at his home in Roseway Manor, Shelburne, NS. Gordon was born on October 23, 1940 in Sherbrooke, Québec to the late Mabel Kathleen (Baxter) and the late Merrill Gordon Simons.

Rev. Gordon Charles Simons grew up in LaTouque, Québec. At the age of 29 he joined the American Army and fought in the Vietnam War. He retired, as a Lieutenant Colonel, 9th Infantry Division, US Army. He then attended McGill University and graduated with a Master's Degree in Theology. Originally ordained in the United Church of Canada, Rev. Simons transferred his credentials to the CABC in 2006 while he pastored Smithtown Baptist Church (now known as Hammond Valley Community Church) outside of Hampton, NB. From there he moved to NS and pastored First Ragged Islands and First Sable River United Baptist Churches.

Rev. Gordon Charles Simons is survived by his daughter, Anne Shirley Townsend, Clyde River; son-in-law, Raymond Butler, Sandy Point; granddaughter, Amelia Butler, Clyde River; ex-wife, Anne Simons, Fredericton, NB; son, Terry (Lynn Connors) Fredericton, NB; grandson, Ritchie; special "adopted" daughter, Loretta Morely (Kevin Billings), Woodstock, NB. He was predeceased by grandparents, George and Amelia Baxter; mother and step-father, Mabel and Paul Lindsay; father, Merrill Simons; ex-wife, Rev. Vera M. Sampson; first-born daughter, Joy Simons.

***Rev. Norman W. MacKenzie***  
**1912 - 2015**



***Rev. Norman Wallace MacKenzie*** was born in 1912 in Nerepis, NB and was the son of the late David and Amelia MacKenzie.

Norman faithfully served in several churches across Atlantic Canada including Wickham Baptist Pastorate (NB), Calvary Baptist Church (North Sydney, NS) and Grand Falls Baptist Church (NB). In the late 1950s into the 1960s, he served as a military chaplain at Camp Picton, ON.

Rev. Norman MacKenzie of Bath passed away on Wednesday, January 21, 2015 at the age of 102. He was predeceased by his two wives, Vivian and Winona; a sister, Pauline Bell; two brothers, Ralph and Harold; stepson-in-law, Richard Bell. Rev. MacKenzie is survived by his daughter Ruth (Neil) Bell; Winona's children, Marion (Gerald) Roussie, David (Suzanne) Giberson, Joyce Bell; grandchildren, Rankin (Sonya) Lemckert, Michelle (Scott) McIsaac, James (Emily) Roussie, Kevin Giberson, Darren (Shannon) Bell, Lesley (Steve) Marshall; 10 great-grandchildren; one great-great-grandson.

**Rev. Terry B. Tingley**  
**1934 – 2015**



**Rev. Terry B. Tingley** passed away June 27, 2015 at his home in Bayside, at 81 years of age. Terry was the son of the late Borden and Winnie Tingley.

Terry is survived by his wife of 60 years, Lois, Bayside; son Paul, daughter Vicki Lee (Ron Brown) White's Lake; and grandchildren Jessica, Dylan (Stephanie), David and Isaac. Brothers Richard, Wilmot and Darrell (Susan) Chester, and Ruth, Comox BC.

Terry earned his BA and BD (M.Div) degrees at Acadia University and Acadia Divinity College, and his B.Ed. through the NS Department of Education.

Terry was "Minister Emeritus" of the Bayside Baptist Church and a member of the "Canadian Association for Baptist Freedoms." He was principal of the Atlantic Memorial Consolidated School in Shad Bay, Graham Creighton High School, and C.P. Allan High School. Following a Sabbatical leave, Terry became drug education and EAP Consultant in 1983 out of Cole Harbour High School retiring in 1994.

Terry had an abiding love of the natural world, and would regularly feed the wild animals outside his home in Bayside and summer camp in Margaree Valley CB.

***Frederick Howard Gay***  
**1921-2015**



***Rev. Frederick Howard Gay*** passed from the arms of his loving family into the arms of his beloved Savior July 5, 2015 at the Charlotte County Hospital.

Husband of Brenda (Allen) Gay of St Stephen NB Born in Meriden Ct, he was the son of the late Arthur and Carrie Gay.

In addition to his wife Brenda he is survived by his son Christian (Robyn) of Utopia and daughter Doreen Rainville (Ray) of Palm Coast, Fl. Grandchildren Nick and Rachael Gay, Ryan and Renee Rainville (Adam Gill), Randy, Rusty, Brian and Adam, several great grandchildren, nieces and lifelong friend Mary Olmstead. He was predeceased by his parents, one daughter, Carol Dillon, brother Ray and sister Marguerite Dubord.

A humble and compassionate servant of God, Fred, alongside his wife, ministered in countless churches in PEI and NB touching lives for over 50 years with their ministry of song.

**Gregory Brian Denton**  
**1943-2015**



Rev. (Captain) Gregory Brian Denton B.Th., B.A., M.Div.

Gregory, son of Clayton Denton Sr. & Susan (Manzer) Denton went to his eternal peace to be with his Lord and Saviour on August 7, 2015.

After graduating from High School in Digby, Gregory was employed with Imperial Oil Ltd., in Halifax. When the company moved its office to Ontario, Gregory moved back to his home in Little River, Digby Co., where he joined the family fishing business.

In 1976 Gregory left the fishing business and enrolled in Acadia Divinity College where he obtained three degrees. He served churches at Falmouth, Yarmouth, Barss Corner, Liverpool, N.S. He also served at First Baptist, Campbellton, N.B.

Gregory served on many Baptist Association Boards and committees. He was a member of the Mission Board of the Convention of the Atlantic Baptist Churches as well as being an active member and later President of the Nova Scotia District of the Canadian Bible Society.

Gregory is survived by his wife, Lynda Jean (Churchill) Denton, son Christian (Kelly Anne) and daughter Jeanne Denton-Cosman (Stephen), Granddaughters Kathryn Cosman and Rachel Denton. Brothers Elwood, Stanley and Richard.

Gregory was predeceased by his parents, daughter Jill, and brothers, Clayton Denton Jr., Frederick Denton and sisters, Elsie Gidney and Marjorie Sherman.

A private family committal service was held in Little River where Gregory was laid to rest beside daughter, Jill.

Gregory has left us a legacy of love, kindness, compassion, honesty, gentleness, determination and a strong enduring faith in God. We will cherish this legacy.

**SECTION F**  
**NATIONAL & INTERNATIONAL MINISTRIES**



**CBM**

*embracing a broken world  
through word & deed*

## CANADIAN BAPTIST MINISTRIES

### 2014 Report

**OUR VISION:** *a broken world made new.*

**OUR MISSION:** *Partnering with local churches around the world to bring hope, healing and reconciliation through word and deed.*

**CBM is a global mission organization committed to sharing God's love through word and deed. We believe that God brings healing to a broken world through local churches. With over 140 years of experience, we have seen that words and deed intertwined in Christian community work together to bear witness to God's transforming grace. Together in partnership, we seek to bring hope, healing and reconciliation to all people.**

---

"There have been armed conflicts in our area in the past decade . . . being displaced is nothing new to us. But this is the first time ever that we received any relief assistance from the outside . . . We didn't know there is an organization that existed like yours [CBM]. Thank you and, if possible, please continue to help the others until we are able to return to our homes." This comment, made to one of our staff in January 2015 by a community leader in a Muslim context, exemplifies the power of God's love to bring hope and healing in the midst of the world's brokenness. This community leader is now carrying around our staff-person's CBM business card – because he knows that Canadian Baptists worship a God who loves the whole world!

CBM is owned by 150,000 Canadian Baptists who worship in 1,000 churches which are grouped into four regional denominations: **Canadian Baptists of Western Canada, Canadian Baptists of Ontario & Quebec, Union d'Églises Baptistes Francophones du Canada, Convention of Atlantic Baptist Churches.** We also belong to **Canadian Baptist Women's groups.**

We are primarily a **global mission agency:** when Canadian Baptists as a people step outside of Canada to relate to the world in mission, this is CBM's role. Our international work clusters into eight sectors: **Children & Youth-at-Risk; Evangelism & Church Planting; Food & Community Development; Training Leaders; Peace, Justice & Reconciliation; AIDS & Health Care; Strengthening Partners; and Crisis Response.**

In addition, since Canadian Baptists do not have a national denomination, CBM **functions at the national level** to broker cooperative efforts and to represent Canadian Baptists coast-to-coast. Specific national responsibilities include providing Pension and Insurance services to ministry staff for all Canadian Baptist organizations; encouraging the welcome of refugees and others new to Canada; facilitating, through chaplains, the spiritual care of persons in the Armed Forces and in Correctional Services; sharing resources, ideas, and best practices; and when appropriate, seeking to be a national voice of Canadian Baptists.

CBM was started by Canadian Baptist churches in 1874 and we continue to see the local church as the centre of God's mission globally. This makes our work distinctive. Every day lives are touched through the work of CBM and our partners: the Gospel is being announced, pastors are trained, refugees are offered assistance, arid soil is cultivated to grow food, people are finding faith in Christ, AIDS orphans are supported, houses are built after a natural disaster, and people-groups who have lived in animosity begin to experience reconciliation.

Our 2015 budget totals \$9.5 million. Our audited financial statements are available on our website. Approximately 80% of our budget is raised directly from Canadian Baptist individuals, churches, and businesses. The remaining comes from grants from the Canadian Baptist denominations and Women's Groups, and investment and legacy income.

#### **SELECT HIGHLIGHTS FROM 2014**

- **Emergency Relief**
  - **Ebola relief:** in the early days of the Ebola crisis before the story hit the news media, we established a preventative hygiene program with Zion Baptist church in Monrovia, Liberia. This program helped 23 Churches, 5 Mosques, 3 Clinics and 2 Community-based organizations with Ebola Preventive awareness end equipment. While the target was to reach 5,000 people, 6,980 were in fact impacted, including 1,927 women, 1,531 men, 1,572 youth and 1,950 children.

- Post-typhoon relief in **Philippines**: we received over \$400,000 in donations which were used for immediate emergency relief as well as repair and reconstruction of 3 schools, 45 churches, 20 parsonages, and over 200 homes. We worked through the Greenhills Christian Fellowship South Metro church on Cebu Island, and through Kabuganaan Philippines Mission, the Convention of Philippine Baptist Churches and Capiz Emmanuel Hospital on Panay Island.
- We engaged in relief activities for Internally Displaced Persons (IDPs) with our partners in DR Congo and South Sudan when civil conflict erupted. Our partnership network allows us to respond quickly, often in situations where there is little or no Western media coverage.
- **Bolivia**: Our focus in Bolivia has shifted significantly since we formally adopted our new, re-visioned Mission Statement, above. Whereas in the past we were working predominantly with the Relief and Development arm of the Bolivian Baptist Union, our work is focusing more on equipping lay leaders in local churches so that church-based integral mission might result. One vital component of this is through a programme called CETI, which David Nacho is leading in conjunction with the *Fondation Kairos* (and Rene Padilla's family).
- **Chinese Ministries**: China accounts for nearly 1/5<sup>th</sup> of the world's population and is a place where God's Spirit continues to birth new believers and new churches. In 2014 we strengthened our work of evangelism and discipleship with Chinese university students in Germany by deploying a new staff couple (the Lams) to join John and Ruth Chan in this important work. We also appointed John and Ruth as Team Leaders for Chinese Ministries. Further, we continue to strengthen our work with a large seminary in central China, and with a network of rural churches.
- **India**: Our oldest mission field is almost one of the most complex areas. Our ministry touches two different states (Andhra Pradesh and Orissa) whose combined population is over 100,000,000 people. The majority of our work touches the Dalits, or lowest caste group (formerly known as the Untouchables), with a particular focus on protecting, educating and empowering girls and women. The fastest growing churches are among the tribal peoples of Orissa, where we are assisting with theological education, nutrition, public health, girls' training and evangelism.
- Our work in **North-East Province, Kenya** continues with a multi-denominational group of local pastors now solidly formed into a ministry network. Through this network we are involved in post-drought rehabilitation, food aid, peace-building work and community development.
- The crisis in the Middle East continues to thrust our Lebanese partners to the forefront of Christian mission in a hostile environment. Through our partnership with the Canadian Foodgrains Bank and others, we have helped over 15,000 Syrian refugee families with food, shelter and education, almost entirely through the witness of local churches. As a result, Syrian people from a Muslim background are becoming followers of Jesus. Through Arab Baptist Theological Seminary (Beirut), we are involved in training Christian leaders for the Middle East and North Africa.
- As part of the Canadian Foodgrains Bank, we operate significant programmes through our partners in Rwanda, Kenya, the D.R. Congo and Lebanon. These total \$875,000 in 2015 (they appear on CFGB's financial statements, not ours).
- We continue our partnership with CABC to enable Paul Carline to serve in the role of Director of Intercultural Ministries. Paul's cross-cultural experience with CBM continues to serve him well as he helps Atlantic Baptist churches welcome the people God is bringing here from around the world.

#### CBM's Field Staff

- Bruno and Kathleen Soucy took up their new role as Latin America Team Leaders in 2014. After a period of language learning the Soucys are now based in Bolivia. In addition to leading the shift in CBM's work in Bolivia (see above), the Soucys will investigate opportunities for CBM's work in Latin America to strengthen and broaden.



- Erica and Aaron Kenny continue to provide strong leadership in their role as Africa Team Leaders. East Africa represents CBM's largest investment of resources in a single geographic region, with five partners in four countries (South Sudan, DR Congo, Kenya, and Rwanda). The Kennys are accompanying these Partners as they develop into a cluster for peer-learning, encouragement, and resource-sharing. Another highlight from 2014 is the development of a new Certificate in Integral Mission, piloted amongst the churches in Garissa, Northeast province.
- Darrell & Laura Lee Bustin continue their service in Rwanda, through the teaching of and mentoring of theological students, and helping with short-term mission groups from Canada.
- After many years of faithful service, Joyce Hancock retired from her role with CBM. Joyce's most recent work in Brazil leaves a legacy that testifies to her vision, persistence, and ability to engage others. As I write this report we are working to ensure that Free Flight (the centre that Joyce began) is owned and operated by local churches of the National Baptist Convention, so that its ministry continues for the long-run.
- We appointed Emo & Kathy Yango to serve in the Philippines. Their primary work is to help to build and train workers for innovative ministries amongst Muslims. They lead a multinational team with a focus on biblical and theological training of local leaders while working in partnership with believers through various community development projects. Since 1998, Emo has also taught graduate level mission study programs at two Catholic universities and Protestant theological schools.

Much more information is available on our website ([www.cbmin.org](http://www.cbmin.org)) and on Facebook.

I want to thank the Canadian Baptist constituency for their generous support and prayer. I want you to know that Canadian Baptists are known on the international stage for being a collaborative people who enter into partnerships with a humble spirit and a desire to co-create ministry strategies with our partners, instead of exporting a solution created in North America. I hear this regularly. This is a distinctive approach that is valued by the church internationally and which empowers them and us.

Grace and peace,



Rev. Sam Chaise  
Executive Director

**CANADIAN BAPTIST MINISTRIES FINANCIAL**

December 31, 2014

A full audited statement is available by request from the Canadian Baptist Ministries,  
7185 Millcreek Drive, Mississauga, ON L5N 5R4

## Statement of Financial Position

|                   |       |            |
|-------------------|-------|------------|
| Total Assets      | (A)   | 12,229,982 |
| Total Liabilities | (B)   | 7,385,658  |
| Net Assets        | (A-B) | 4,844,324  |

## Statement of Operations

|            |       |           |
|------------|-------|-----------|
| Revenues   | (C)   | 9,697,135 |
| Expenses   | (D)   | 9,599,062 |
| Net Income | (C-D) | 77,073    |

## Statement of Cash Flows (Statement of Changes in Financial Position)

|  |         |             |
|--|---------|-------------|
| Cash flows from Operating Activities               | (E)     | (1,403,828) |
| Cash flows from Investing and Financing Activities | (F)&(G) | 1,156,867   |

Details of any restrictions on the resources listed in (A) above (i.e. restricted fund balances):

|                                   |           |
|-----------------------------------|-----------|
| Restricted for Endowment Purposes | 3,608,232 |
|-----------------------------------|-----------|

Significant differences in the entities' disclosed accounting policies, from those followed by the Convention of Atlantic Baptist Churches:

None

Details of any events or transactions between the entity and the Convention of Atlantic Baptist Churches, in the period between your fiscal year end date and December 31. This applies only to entities with non-calendar year ends.

N/A

**FRENCH BAPTIST UNION (UÉBFC)**  
**2014 Report**

- In March, 97 women from our Quebec churches came together for a time of fellowship. They were challenged to commit to a healthier life-style and to walking in obedience to God's spirit.
- In May, we launched a new church plant in Gatineau, an extension of our existing church in Ottawa. Fifty members of the Ottawa church volunteered to join in this new venture.
- **We moved on June 16<sup>th</sup>** into our new offices located a short walk from the cemetery of Mount Royal (Suite 206, 4824, chemin de la Côte-des-Neiges, Montréal, QC H3V 1G4)! We are delighted with our new neighbourhood: a 7 minute walk from the subway and a small shopping area, and minutes from two major highways (15 and 40). We're in a building where there are 7 other evangelical organisations, which is an interesting feature! The Union also helped the Evangelical Theological Seminary with the purchase of their new building, located in the north end on the island of Montreal.
- Several of our churches participated in the "Acadian Hope", an evangelistic outreach August 8<sup>th</sup> to 28<sup>th</sup>, held in the context of the Acadian World Congress. 75 000 people from across the world travelled to New Brunswick to attend this cultural event. The Union helped fund this project.
- Quebec history books give little recognition to the Protestant Huguenots who came from France in the 17<sup>th</sup> century. The Union was privileged to receive a grant to create an educational game which explains the beginnings of the French evangelical movement in Quebec in the 19<sup>th</sup> century. On Saturday, September 27<sup>th</sup>, we had the privilege of unveiling "**Place FELLER**", situated on the front lawn of our church in Saint-Blaise-sur-Richelieu ([www.placefeller.com](http://www.placefeller.com)). This region has been identified as the birthplace of French Protestantism in Canada! A member of the National Assembly of Quebec, the mayor of Saint-Jean-sur-Richelieu, and a town council member of Saint Blaise were present, and spoke highly of this initiative launched by the French Baptist Union. Marie-Claude Rocher, a church historian, researcher, and member of our church in Quebec, presented an educational game designed to walk visitors through the roots and history of the evangelical movement in Quebec. Place Feller will now be featured in the tourist brochures, thus attracting attention to this unique piece of Canada's history directly connected to the French Baptist Union!
- In 2014 we negotiated the purchase the United Church's building in Saint Jean-sur-Richelieu. The church sits across from the city hall, the regional cultural center and the open food market. It has a seating capacity for 120 people.

- We hosted our pastors' retreat October 6-8<sup>th</sup> on the theme "***Loving God, the Church and the Kingdom***". We rejoice that the Union family expanded this summer with the arrival of 3 new pastors. Two churches remain without pastors, and we are actively working with church boards to find a candidate. At last, we're seeing a younger generation of workers (2) moving through into the process of joining our ranks. So, the Union is back recruiting!
- The *Regional Learning Community in Church Planting (CRAIE)* was launched November 1<sup>st</sup>. Six students entered the program, most coming from our churches. This innovative format is designed to identify, train and empower a new generation of church planters in French speaking Canada ([www.implanterdeseglises.ca](http://www.implanterdeseglises.ca)). We're looking at starting a second cohort of 6-8 people in the fall of 2015.
- This year we decided to transfer our existing in-house theological training courses (Multi C) to a new web site to be operational in 2015. Our Multi C courses emphasize competence, character and church development and community. This will bring theological and practical training to our churches that spread from Ottawa, Ontario to Northern New Brunswick.

Thank you for standing with us and for your generosity and love for French Canada.

Submitted,

David Rowley

Executive director, UEBFC

**SECTION G**  
**CHURCH MISSIONAL STORIES**  
**&**  
**STATISTICS**

## **CABC CHURCH MISSIONAL STORIES**

### 2014 CABC Church Missional Stories

#### **Aenon Baptist Church**

- One lady has organized to collect for “Souls Harbour Mission” in Halifax area and has been well received.
- Free Clothing Depot operates 1 day per week, 10-15 people come weekly
- Local community food drive for Lighthouse Food bank each spring and first of December had “Singing for Cereal” for food bank needs
- Organized a restaurant day where 28% of daily sales went to Long Lake Camp
- Christmas Eve Service attended by community

#### **Alexandra United Baptist Church**

Hold two services monthly at a senior resident care facility with ukulele and guitar groups. Both groups include people from the community who do not attend our church. Play for seniors, Government run facility for adults with learning disabilities, nursing homes, benefits, etc. Hospital and nursing home visitation, Coffee Club at a local Tim Hortons, greeting card ministry for birthdays, anniversaries, get well and special occasions. Occasional potluck dinners open to people in the community.

#### **Alma Baptist Church**

- Held special gospel music events
- Held community Christmas special event

#### **Argyle-Pubnico Baptist Church**

- Hosted Sunday service during the local Abuptic Festival
- Food bank (February & October)

#### **Arlington United Baptist Church**

We participate in two local school breakfast programs, we donate to the local food bank, we provide Christmas hampers in our community, and we hosted a spring clean-up on “Clean Nova Scotia” day in 2014. Every year we aim to give a 10th of our total receipts to missions, local and otherwise.

#### **Aylesford Baptist Church**

- Radio Ministry
- Food Vouchers
- Community Assistance

#### **Barss Corner Baptist Church**

- A big group of International Students visited us for a Saturday in March. They visited a Maple Sugar operation, went sledding, snowshoeing, folk dancing, and shared a pot-luck with us. They came as part of the Navigators and IVCF ministries from Dal and SMU. We were pleased to show them some rural Nova Scotian hospitality, and also to be part of a bigger picture in which these students are getting the chance to learn about Christ.
- For Thanksgiving weekend, people from our churches also volunteered to go to Kingswood Camp to cook a turkey dinner for international students.

- Our church participates with the other churches in our area to put on a Bible program after school, 2 Fridays a month at the local elementary school. It is called "Messy Saints." I (Pastor Sam) lead the grades 5-6 class, which has grown from about 4 students per week to about 12 per week. I also coach the boys' basketball team there, which seems to make it more attractive for the kids to come to the Bible group.
- Throughout the summer, I (Pastor Sam) went with my young family to the house of a neighbouring widow for a weekly play-time that she hosts for children in the community. The host had big pile of wood that needed splitting, so I spent the time splitting wood, while talking with the older children. I was very pleased in the fall to see some of the children from that group show up at Messy Saints; wanting to learn the Bible (they are not church-connected otherwise).
- At Christmas, our church continues to increase the number of "Operation Christmas Child" boxes that we send. Also, the special Christmas offering was designated for needy families in the area. We had made arrangements with the local elementary school ahead of time that they would look after distributing the money. The school was shocked at how much money came.
- Also at Christmas, the pastor was asked to pass along an anonymous gift from some local families to a particular family in need. What a joy to unload a trunk-full of groceries and gifts and encouragement, to announce that I'm only the messenger. It's a privilege to see the kinds of generosity that go on under the surface of our churches and communities.

#### **Bass River United Baptist Church**

- We visit and sing at nursing homes monthly
- We have monthly coffee houses
- We have a yearly anniversary church service
- We have a few evening concerts with special speakers
- We have an Evangelist come speak for one week each year
- A new family (parents and 4 children) are moving to the community and have been attending Sunday morning services
- A couple from the community have stated coming and singing at our coffee houses.

#### **Bear Point United Baptist Church**

Hand knit items as well as gently used or bought new outer & underwear, blankets, afghans, throws are given to the very needy through a local worker at Middleton, NS. We also have an ongoing collection for the food banks throughout the fall. The food bank works out of Calvary Baptist, Woods Harbour.

#### **Bear River East Baptist Church**

- Elderly lady broke her hip, we paid ambulance bill
- Man in motorcycle accident we gave him \$200.00
- We take food to shut-ins and sick members
- Gave fruit baskets to 4 elderly people for Christmas
- Helped with lunch programs at 2 schools

#### **Beaver River United Baptist Church**

We outreach with Christmas and Easter gift baskets to the elderly in the community.

Our church facility is used by groups and organizations and we are finding creative ways to reach out to them, beyond just providing church space.

We have had a pastoral presence at the Aldershop Elementary Remembrance Day Program, School Bank concerts, and concerts by the Valley Voices, Dukes of Kent, and Honour Choir programs. The Royal Canadian Legion, Explorer Girls and Girl Guides did a march-in on Remembrance Day Sunday. At the service, members from Teen Challenge, Memramcook, were guest speakers. The pastor represents Bethany by laying a wreath at the Cenotaph on Remembrance Day.

Members of our congregation attended a forum in May by Ray Ivany on the Role of Churches in our Nova Scotia Economic Environment, and we get “out-and-about in the area”, for example, Farmers Markets, etc.

Our monthly Seniors Luncheon includes people of the community and other churches. This group also arranged for a trainer to lead an eight-week Fit as a Fiddle exercise program.

A Drive-In Church Service at the Valley Drive-In, Coldbrook, has been an initiative of Baptist pastors in the area. We have promoted these services at Bethany, members from Bethany have attended, the pastor was invited to speak, and Bethany members participated in the worship.

### **Beechwood Baptist Church**

- Friends & Food minister – aimed at seniors in our community and meeting some needs for shut-ins.
- DVBS – aimed at children in our community (pre-school to grade 5) introducing the gospel and sharing God’s love.
- Food bank donations to the less fortunate.
- Christmas dinners for needy families
- Send kids to camp and enabled some kids from our community to attend bible camp that could not afford the cost of camp

### **Belmont United Baptist Church**

- Benevolent Fund
- Cards and notes to people
- Some financial help to children in our area attending Camp Pagweak
- Mother’s Day dinner
- Father’s Day dinner
- Sunday School BBQ
- Christmas Sunday School concert
- Caroling
- Ladies Christmas craft sale
- Outdoor Christmas tree lighting
- Christmas project which included giving grocery gift cards, Christmas cards, visiting and small gifts to seniors.
- New Year’s Eve celebration



**Berry Mills United Baptist Church**

- Winter Frolic for the community
- Spring forth
- DVBS
- City Shock
- Corn boil for the community
- Wane Hagerman – Prison Ministries
- Sponsor kids to Camp Wildwood
- Collect items for or money for Pregnancy Centre
- New Life Mission
- Harvest House

**Berwick Baptist Church**

- Donated to local food bank
- Assisted with oil bills

**Bethany Memorial Church**

Our Explorer Girls group has a number of girls who are from unchurched families, so we see this as outreach to the community. For their annual love Project this year they raised over \$1200 toward the cost of a water irrigation pump (CBM). They fill Samaritan's Purse shoeboxes. They invite their families to a dessert night each year, and also a banquet. Their participation in Explorer Sunday (a Sunday morning service) brings their families to worship with us. And, with help from church members, they fundraised the cost for four Explorer girls to attend Christian camp this year.

We invited representatives from Open Arms (a local ministry to the homeless) and presented them with Love Socks filled by the church. This was an initiative of our discovery Kingdom (Sunday School).

We also supported Open Arms and ministry to the homeless in the Valley again this year by entering a team "Cold Toes, Warm Hearts" to walk in the Coldest Night of the Year event.

We celebrated African Heritage Month, invited a band and had a speaker give some of the history of Blacks in Nova Scotia. This was promoted to the community.

We continue to host and be involved in ACTS of Worship, a monthly event for the young and the young at heart.

Our youth group is comprised of youth who are from unchurched families. They went Christmas caroling in the community, had a bake sale at the mall, worked at a community yard sale, helped with outdoor movie nights, and are involved in our Sunday services. Our Youth Leader is teaching some to play guitar. Our Youth Leader makes a number of visits to the youths' homes in the community.

For our Graduation Sunday in June, we try to connect to any graduates who are related to our regular attendees, so this often reaches to the community. They are invited to come on Graduation Sunday and be presented with a certificate.

We have monthly Gospel Concerts that draw people from the community. In November we have a Coffee House fundraiser. This year funds were raised for the Eastern Valley Baptist Association's Chaplaincy Fund to support Chaplains at Grand View Manor and Dykeland Lodge.

Each September our congregation supports "Food for Thought" an initiative of the local Rotary Club to raise funds for school breakfast programs. Money raised at Bethany goes directly to the Aldershot Elementary School Breakfast Program. We invite a representative of the Royal Club to speak to this cause. We fill cans and containers and collect change and have them brought to the church on a particular Sunday. We also had a collection of school supplies for Aldershot Elementary and a local high school in the area.

Christmas gift bags were filled for the youth at the Waterville Detention Centre. A chaplain from the Centre led a Sunday service at Bethany. Our Associate pastor volunteers weekly at the centre and leads a Bible study there.

Our Men's Fellowship Group donates to several outside organizations each year.

We collected items for the Acadia Backpack Relief Project, items for students at Acadia University.

We participate in an ecumenical Christmas Hamper program.

Bethany is the depot from Windsor to Berwick for Operation Christmas Child (Samaritan's Purse Shoe Boxes). Our church also participates in this program, and we have an annual "packing party" that reaches out to community.

We are active in our Interchurch Council. This year we participated in the four Ecumenical Services and helped with planning the events. We have representatives on the two subcommittees: Canada Food Grains and the Food Bank. For the Food Bank, we sold teapot gift packages, pumpkins, and blueberries. For the Fundy Interchurch Food Bank, we fill totes of donations. Groups who use our facilities take part in helping with donations. Plus our church people make monetary donations and a donation is made from our Benevolent Fund.

Many of our people "take the church out" as they are involved in outside fundraisers (Relay for Life, Hearts on Ice) and volunteer services: Blood Donor Clinics, the Soup Kitchen, Meals on Wheels, Valley Regional Hospital, the Food Bank, Open Arms and Valley Care Pregnancy Centre. We also invite speakers to come on Sunday morning from the community groups. Our Auxiliary and Seniors' programs also invite speakers and support community causes.

#### **Billtown United Baptist Church**

- DVBS
- Community potluck
- WI Christmas concert
- Northville Heritage Farm support
- Youth (SPCA)

**Blissville United Baptist Church**

Some of us support the Fund Raisers at the Green Hill Lake Camp by attending and donating. The church also donates to Green Hill Lake Camp. Donating to R.B.C. Ministries, Christmas shoe boxes, World Vision Child, Samaritans purse, fruit baskets to the sick, cards to the grieving.

**Bridgetown Baptist Church**

Hosting VBS jointly with Paradise Baptist Church. Hosted mental Health workshops for the community care givers. Held a yard sale in support of church members going on a Cuban Mission trip.

**Bridgewater Baptist Church**

Our church sponsored a group of teens from an inner city congregation in Ottawa to come to Bridgewater and partner in a variety of outreach activities designed to make contact with people in our community.

**Brooklyn United Baptist Church**

- The children's afterschool program supports the Food Bank through fundraising with the help of the congregation.
- WMS co-ordinates Christmas gifts for residents of a local nursing home. The WMS also made and delivered cookies at Christmas time to our shut-ins, members of our church and neighbours.

**Calhoun United Baptist Church**

- Easter Sunday Breakfast – Invitations
- Sunday School Picnic
- Musical Event – Just friends – Invitations sent out
- Talent Night – Local musicians invited
- Invitations to attend church services & bible study

**Cambridge United Baptist Church**

- Valley Care Pregnancy Centre- collected and donated items in need for babies
- Chrysalis House (Transition house for women & children who have experienced violence/abuse) – collected and donated hygiene products for the women and children
- 2 families in need within the community were assisted at Thanksgiving with food baskets
- Benevolent Funds were used to assist 7 families with oil, food vouchers, etc.
- 40 Day Food Bank Challenge, which collected 5281 lbs of food to assist those in need at our local Food Bank.

**Canning United Baptist Church**

Breakfast Club at the local elementary school.

**Canso United Baptist Church**

Food Bank, School Breakfast program

**Central New Annan United Baptist Church**

We sponsored children to go to Camp Pagweak

**Central Norton United Baptist Church**

We have 2 exercise groups Monday evenings and Thursday mornings. We held 2 community outreach suppers and a senior's luncheon.

**Central Woods Harbour United Baptist Church**

In home missionary prayer meeting held at the pastor's home.

**Centrelea United Baptist Church**

We held a supper to raise funds for the local Food Bank. There are youth coming to youth group that are not involved in our church.

**Centreville Baptist Church**

We helped in the community with: food, visiting, furnishings, stove wood, transportation, yard work, electrical repairs, financial help, gasoline, clothing, household items, 75 fruit baskets & New Testaments delivered.

**Centreville Baptist Church**

- Participated in Centreville Days
- After school drop in
- After school tutoring
- Host Senior lunch once per month
- Participate in Community Christmas tree lighting
- Host ALANON
- Host Mum's Morning Drop In
- Host Busy Bee Quilters & Annual Quilt show

**Chelsea United Baptist Church**

- Food Bank
- Prayer shawl ministry
- Young families dinner – non church members invited
- Remembrance Day service & fellowship luncheon

**Cherryfield Baptist Church**

In 2014 the youth group assisted with DVBS. We sponsored and supported two families who went on mission trips. Also, 10% of our annual church budget is designated for missions. Support payments are made to these mission groups quarterly.

**Chester United Baptist Church**

Host AA group, Mission Gold Tournament, Gospel Concerts monthly, our church is available for Community groups, Choirs, Cadets, Exercise class, Music lessons, are offered weekly.

**Codys Baptist Church**

- Food Bank
- School breakfast program
- Supporting missions to Swaziland

**Coles Island United Baptist Church**

- Providing groceries
- Helping victims of house fires
- Assisting with travel expenses for cancer treatments
- Bibles for high school graduates

**Cornwallis Street Baptist Church**

- Teen Challenge donation
- Financial support to Women's Open Door Care Centre
- Collected food donations and gave to families in need at Thanksgiving & Christmas
- Hosted, in cooperation with local community groups, Christmas dinner for under privileged
- Held a winter coat drive

**Culloden Baptist Church**

Visits to our sick, elderly, shut ins and bereavement visits, follow up cards sent out.

**Cumberland Bay Baptist Church**

This year we had a program called "Loving God and Loving Others" with a focus on worship and caring for others each month.

**Deep Brook Baptist Church**

- Church suppers & breakfasts to which the community is invited
- Weddings and funerals whenever needed in the community
- Give monthly to the local food bank.

**Douglas Baptist Church**

- Once a month a team serves at the Community Kitchen
- Monthly food bank Sunday
- Huge food drive on Oct. 31<sup>st</sup>
- Service day to help build garden plots
- Provide monthly worship services at local senior's home as well as visits by children
- Mid-week children's group: 75% community children
- Day camps held for community in the summer
- 11 youth served in Christian camping ministries
- Several youth adults went on STMs: Haiti, Honduras, Nepal, Bangladesh, Kenya and Cameroon
- Youth served at Bowery Mission in New York City
- Sunday brunch ministry to university students
- Provided a free turkey dinner for families in community who had been without power for many days after post-tropical storm Arthur
- Benevolent ministry
- Special offering to provide roofing for schools in Cameroon
- Special offering to help local students who do not have enough food, providing 1,626 lunches
- Took part in "Buy a Night at the Shelter" campaign
- Held a Christmas tree lighting and Bethlehem Fair for the community
- Adult/children groups visited elderly and shut-ins at Christmas delivering poinsettias
- Ladies Winter Escape retreat day did a service project: Soup jars for the food bank and we also did care packages for the shelter.

**Eglise Baptiste Chaleur**

- Home bible studies for those outside the church who request it
- Running errands for disabled and needy people
- Helping people move to a new residence
- Visiting the sick and needy

**Erb's Cove Baptist Church**

Provide a community Christmas dinner followed by carol sing. We also have a community corn boil.

**Fair Haven United Baptist Church**

People from the church visit and minister to the ill and elderly in the community.

**Fairfield United Baptist Church**

- Christmas families
- Seniors Christmas baskets
- Lakewood Head start
- Voyageurs Boys group

**Faith Baptist Church**

- Community Kitchen
- Adopt a highway
- STM to Cuba
- Christmas Food Drive
- Community Evacuation Center

**First Baptist Church, Charlottetown**

- Weekly food pantry on Monday mornings
- Monthly community supper
- Weekly Moms Drop-in on Wednesday mornings
- Camp bursaries

**First Chipman United Baptist Church**

- Sold quilts and donated the money to the Red Cross
- Donated tooth brushes for the Community Care
- Donated food to the Food Bank
- Donated dishes to the Arrowhead Camp
- Donated cleaning supplies to the Arrowhead Camp

**First Cornwallis Baptist Church**

- Summer student ministry
- STM – Cuba
- STM – Kenya
- Involved in the local school's breakfast program

**First United Baptist Church of Annapolis Royal**

- We put on a Christmas day dinner for those alone at Christmas time
- Ministered to a number of people
- Support to CBM missionaries

**First United Baptist Church, New Glasgow**

Coldest night of the year, Police Chaplaincy. We have launched a “Catch the Wind” discipleship journey.

**Five Points Baptist Church**

Our biggest outreach occurred during DVBS. We had 55 children plus parents and grandparents. We had an evening to minister in song and a BBQ to end the program. Both had upwards of 75-80 in attendance.

**Florenceville Baptist Church**

The first is about our Youth. They had a desire to be active in our community. But they also wanted to have an impact around the world. They came up with the idea of serving homemade lemonade at our summer market in Florenceville-Bristol. They were responsible for all the prep, set up/tear down and running the weekly ministry. Funds that were raised supported missions locally and globally. It was exciting to hear them explain their ministry to patrons as they questioned where the money would be going. Their slogan for the summer was “when the world hands you lemons, change your world!” We are very proud of our youth and their “Lemonade” stand. From support We’ve Got Your Back to buying school supplies in Bolivia, our Youth were able to touch the lives of hundreds to children and youth in the name of Jesus. And the lemonade is awesome too!

Our second story is about an exciting new ministry that builds upon a ministry another church began in St. Stephen. We’ve Got Your Back provides a backpack full of food for students who need a little extra help on the weekend. Each week, volunteers prepare the backpacks to be delivered to our local school. Students in need contact the office in the schools and are able to pick up a backpack on Friday to take home for the weekend. It is a ministry that is growing in demand as the issue of food security grows in our own back yard.

**Forest Hills United Baptist Church**

- Newcomers to Saint John
- Refugee families
- We held assemblies in November at the local High School to encourage awareness of the needs in East Saint John and provide Christmas Food Baskets.

**Foundation United Baptist Church**

During 2014 our church supported the Marine Drive Food Bank and donated items to a soup kitchen. A DVBS was held in July/August open to the community. A WMS group meet monthly and a bible study is held weekly.

**French Lake Baptist Church**

- Medical Relief Committee
- Local Cemetery Committee
- Send Children to Green Hill Lake Camp
- Made hygiene boxes as well as hats, mittens and scarves for Transition House
- Provided food for the local food bank and make Christmas stockings for the Oromocto Hospital
- Neighbour-In-Need projects
- Good Will committee

**Geary Baptist Church**

Our DVBS and AWANA programs are strongly attended. We also enjoy a cross-section of attendees at our Men’s and Ladies Bible study programs as well our weekly Senior High Youth Group. If there is a need in the community we come together to meet it.

**Grangeville Baptist Church**

DVBS, Solidarity Sunday, New Life Mission, Easter Community Breakfast, Harvest Supper, Men's Community Breakfast, Ladies Community Bible Study, Camp Wildwood, Transport for Christ.

**Greenwood Drive Baptist Church**

We're having a weekly clothing bank that serves 75-100 clients. An emergency food program provides an order of groceries to those who need immediate help. We have "adopted" a local group home to sponsor and support throughout the year. Summer day camps reach 50-60 family in our community.

**Gunningsville Baptist Church**

We held summer camps and instituted full preschool & after school program, Christmas programs for children and a Christmas bus tour.

**Hampton United Baptist Church**

Visitation to the elderly and sick

**Harmony Baptist Church**

Our church was involved by having our building be used for regular 4H meetings. Also, we allow our building to be used for community showers etc. It is used weekly for music jams.

**Harvey Baptist Church**

- Ecumenical Services
- World Day of Prayer
- Christian Unity Service
- Joint Harvey Day Service
- Elementary School Breakfast Program
- Ladies Community Bible Study
- Quilting (Christmas Program for the Needy)

**Hill Grove United Baptist Church**

Most active DVBS with an average of 86 children per day with 18 volunteers. We have concerts twice a year. We have an exercise class where most of the participants are not members of our church.

**Hillcrest United Baptist Church**

The Hillcrest congregation feeds about 100 people every week at Soul Food Café and provides a clothing depot as well as household goods. In 2014 the church held an Outreach Community BBQ, an outreach Turkey dinner with Christmas concert and hosted 2 Elementary School concerts. We continue to provide lunch weekly for the children that formerly attended St. Patrick's School.

**Hillsborough Baptist Church**

- Community Garden working with the Food Bank
- Community Back to School Fun Fair & BBQ with bouncy castles
- Volunteer in local schools
- Allowing local soccer association to use facility



**Hillsburn United Baptist Church**

Financial donations to needy families through food donations to local food banks and monetary donations to the less fortunate. Operation Christmas Child boxes, food hampers to local families, Christmas carolling to elderly and sick, United in Mission, CBM – pigs & chickens, Music nights.

**Hillside Baptist Church**

- Souper-Bowl in January/February collected soup for the Second Mile Food Bank.
- Baby clothing and fund raising for the Pregnancy Resource Centre
- Clothing, food & other supplies for Harvest House
- Items for residents of Teen Challenge
- Christmas gifts and snacks for the after school program at New Life Mission
- Several groups purchased and packed items for Blessings In A Back Pack.

**Island View Baptist Church**

Twice a year we have Sunday evening musicals which has become a great tool of outreach for our church. Also, we host a men's quartet which is sometimes asked to sing at special services such as featured guests and Hymn sings at Nashwaaksis Baptist Church. The quartet (Good News) has produced a CD entitled "Timeless Message".

**Jacksonville United Baptist Church**

We did a door to door prior to Christmas asking folks if they would answer a 1 question survey about how we could better serve the community and extended an invitation to our Christmas Eve service. We have significant involvement down town at Harvest House.

**Jeddore United Baptist Church**

Operation Christmas Child, Prison Fellowship Ministries, Helping needy families, Community organization involvement, DVBS, Food bank, Ecumenical services, General neighbourliness, Mount Trabor annual blessing of the fleet, Conducted church services at local nursing homes, Purchased a wreath & participated in the local Remembrance Day service.

**Jemseg Baptist Church**

- Community School
- VBS collecting food for the food bank
- Appreciation Sunday for service groups

**Keirsteadville United Baptist Church**

- Fall Harvest community support
- Visitation & cookie delivery to community folks that can't get out to church
- Community Christmas carolling

**Kemptville United Baptist Church**

Camp Peniel, Christmas caroling, Tri-County Pregnancy Centre, Kemptville Food Bank, Monthly Seniors meetings, Salvation Army Christmas Hamper, Samaritan's Purse Shoe Boxes, Halifax Chaplaincy Program, Services at Meadows Senior Facility, Medical Mission Life Aid in Dominican Republic, DVD & tape ministry, Yarmouth Food Bank, United in Missions, Shane & Shelly Lyons, Canadian Bible Society, IWK Foundation, World Leprosy Day, Gideon's, Wycliffe Ministries.

**Kingsboro Baptist Church**

- DVBS
- Choirs involved in Manor Services
- Choir went to the hospital & senior's housing complex

**Kingston Baptist Church**

We are very active in the local school providing a hot meal once a week for lunch.

**Lancaster Baptist Church**

In we continued to reach out to New Canadians with an outreach night along with citizenship application assistance. We help in preparing the people for the citizenship test.

**Lewis Mountain United Baptist Church**

- Provide direct assistance (financial) for those who need it
- Provide transportation when required for older people (Dr. app., hospital app., etc.)
- Fundraising events for those who need assistance
- Provide food etc. for those in need

**Lincoln Baptist Church**

We attempt to send non-churched kids to summer camp and we encourage youth to attend youth groups. We hold events where we invite the community. Our weekly soups on ministry brings in many weekly from the community.

**Liverpool United Baptist Church**

- Cancer support group which meets monthly
- Annual service in the tent at Privateer Park

**Long Creek United Baptist Church**

During the year our church hosts various events and invites folks from the community around us to come. We have found this is an opportunity for people to become more comfortable in the church building, and bridges begin to build between individuals and families. These events have included an annual concert put on by PEI Festival of Small Halls, seasonal programs, this past year a New Christian Singers Reunion weekend, an annual Community Picnic, ball hockey games, movie nights several times a year and even a few birthday parties. Quite a high number of those who attend our church visit those who are unable to get out to services for one reason or another.

**Lower Coverdale United Baptist Church**

- Wednesday morning summer camp
- Vacation Bible Club
- Community Days (September)
- Duck Dynasty Thanksgiving
- Children's Christmas Concert
- Christmas Choir Cantata
- Community Country Christmas
- Halloween Harvest for Hungry (youth)
- Advent Christmas service

**Lower Woods Harbour United Baptist Church**

We have an "assistance program" where we assist needs as they arise. We apply \$\$ to a power bill or phone bill, provide drives to and from hospital, meals. We have assisted several families as well we have a food bank in which 50-90 families are involved.

**Ludlow United Baptist Church**

special old fashioned Christmas Carol sing was held at the church. Community supported well. Money collected was used in support of our 2 World Vision children. Food was collected for the local food bank.

**Margaretsville Baptist Church**

- Care Fair in August for the 3<sup>rd</sup> year – Free lunch, coffee & cake and a “White Elephant” table.
- Community outreach suppers called “Friday night out” – Free to the public held once per month
- Community men’s’ and ladies’ breakfasts held once per month.

**Marysville Baptist Church**

Our children’s ministry throughout the year has been a primary service of connection with the community. Summer camps are very popular in the community.

**Maugerville United Baptist Church**

- Two food drives for the food bank
- Participated and helped community centre with Maugerville days and other events during the year.

**McKees Mills Baptist Church**

- Provide funds for children to attend Camp Wildwood
- Donate food, money and clothing to the food bank
- Invite non-church couples to evenings of food & fellowship
- Held a DVBS for all children in the area

**Middlesex Baptist Church**

- Receptions for 4 church members
- Suppers for members of Teen Challenge and Harvest House
- We give non-perishable food to the Albert County Food Bank, Teen Challenge and Harvest House.

**Midgic United Baptist Church**

We have a mission’s night 3 times per year followed by food and fellowship. We have a community Christmas Eve service every year. We have a time of food and fellowship once a month after the service. We have had 33 fellowship suppers before Prayer meeting.

**Millvale United Baptist Church**

The Auxiliary sponsored a Christmas Variety Concert and cake auction as well as a spring yard sale with breakfast and lunch. The funds raised support our church and reach residents of the surrounding communities. Both are well attended. Our church co-hosted World Day of Prayer with the Millvale United Church.

**Milton Baptist Church**

- A weekly after school program for elementary school aged children called Kid's Club.
- A weekly Sunday School program for preschool/elementary aged children
- A monthly senior's luncheon for local residents
- A monthly men's fellowship supper
- Strong supporters of our Association summer camp program (Long Lake Camp)
- Local fund raising efforts see many children financially supported through church fund raising
- Regular special invitational events featuring musical guests in a Sunday morning mini concert presentation. For example, Elizabeth Deveau and Cornerstone (Southern Gospel)
- Two annual local outreach events including two major presentations during Christmas and Easter.
- A regional men's choir presented an evening in song punctuated with scripture recitation, video and costumed dramatic roles.

**Morristown Baptist Church**

WMS has outreach into the community by graduation banquet, food and coat give away, meet needs in the community for various reasons. Church supports through food drives, support local groups through donations. Food drives, support local groups through donations such as Cryslis House, Open Arms, free haircuts, Liberty Lodge assisted living place.

**Mulgrave Park United Baptist Church**

- Serve Breakfast holiday Mondays at Brunswick St. Mission
- Monthly sandwiches for Souls Harbour
- Caregivers NS meetings
- Packed Christmas boxes for the food bank
- BBQ
- Community garden
- Bikes Again repair
- All for North End community Circle
- Support 2 food banks
- Northwood Manor Faith Stories & Songs services
- Pastor Leo holds church services at Northwood Centre
- Visitation & Christmas service at Acadia Lodge Seniors Home
- Supported Jesus to the Nations
- Mittens & Toques to community children
- Back to school BBQ for supplies
- Packed boxes for Samaritans Purse

**Murray Harbour United Baptist Church**

VBS, Youth/Kids ministries and our ELS classes for temporary foreign workers in the Murray Harbour area. All of these ministries are well attended and we are seeing people accept Christ as savior in these ministries.

**Nackawic Baptist Church**

Our church operates a Youth Outreach Centre adjacent to the church building open to all community youth at designated times (per age group). Supervised at all times. Also, provide hot lunch for the High School students the first Monday of each month. Moms and Tots Morning Out reaches out to all moms and tots in the community with a bible based program and free child care for children one morning per week.

**New Canaan United Baptist Church**

It is a small, rural community. The church members are involved in the life of the community and its members. To me, it is "hands on" evangelism as we collectively interact with and pray for our neighbours.

**New Canada Baptist Church**

- We are trying to visit and meet the needs of the community.
- Bringing in new technology into the church showing movies and adding important information on world health & social problems.
- Insuring the church is there to serve.

**New Heights Baptist Church**

- Volunteer at Elementary school
- Tri County Pregnancy Centre
- Jail Ministry
- Detox ministry
- Yarmouth Hospital
- CRISIS intervention
- NSCC Campus
- Food Bank
- Camp Peniel
- VBS
- Helped with the Kettle Campaign
- Men's breakfast
- Girl's night out

**New Life Baptist Church**

- Family fun day
- Kids of integrity
- Free monthly dinner & movie night at the church

**New Tusket United Baptist Church**

- The church sponsors several youth to attend camp each year.
- We have a fellowship once a month and deliver meals, approximately 50 are involved.
- Singing at the local nursing home at Christmas.
- Each year sponsor a needy family and raise a love offering to pay for their Christmas.

**Newport Baptist Church, Scotch Village**

We support the local food bank, host a senior's Christmas supper with entertainment provided. Several musical events were held involving musicians from our community and surrounding areas.

**Nictaux United Baptist Church**

Whenever there is a fundraiser for a need many church members participate. Some of our members are involved with other community help groups. As a church we have provided substantial financial help to several local needs throughout the year.

**North Brookfield United Baptist Church**

We are involved in a local senior's residence with a weekly Bible study. We have regular worship services in two long term care facilities. We support our local food bank financially and also a regional chaplaincy and Association camp. We hold monthly summer services at a preaching station.

**North Head United Baptist Church**

- Women's Missionary Society
- Singspirations

**Norton United Baptist Church**

S.A.V.E (Stuff a Van Everyone) door to door food drive in Norton

**Oxford United Baptist Church**

Food bank, Operation Christmas Child, Local Christmas boxes for the needy, fire victims, sponsoring campers, choirs to go to nursing homes, take part in ecumenical services.

**Parrsboro United Baptist Church**

- Food Bank
- Support children going to camp

**Petitcodiac Baptist Church**

- Providing food and support to new moms
- Offering a community wide "Family Fun Day"
- Multiple children and youth ministries
- Assisting those who find themselves in need

**Pleasant Valley Baptist Church**

- Kitchen Ministry – New neighbors, condolences, sickness, new babies
- WMS

**Pleasantville Baptist Church**

Alpha, breakfast program at Pentz Elementary School, ladies bible study, weekly youth ministry, members of Pleasantville Fire Dept. and ladies auxiliary, senior's group, outreach to needy families.

**Pocologan United Baptist Church**

Friendly Circle quietly and lovingly prepare items (quilts & clothing) using proceeds to help provide for a World Vision child being supported by us as well as any local families in need.

**Port Bickerton United Baptist Church**

Along with our Port Hillford & Sonora churches, other churches/denominations of our local Ministerial, we presented an Alpha Course at Port Bickerton Community Center in the fall of 2014. The average attendance was 35.

### **Port Hawkesbury Baptist Church**

The Port Hawkesbury Baptist Church has always been in ministry to the community at large. Each November, we host a coffee house to raise funds for the local food bank. Various coffee house fundraisers are held throughout the year as a community need arises (someone with medical expenses, great financial burden, etc.). Whenever there is a need, our church responds.

Several years ago, we became aware of a desperate need at an orphanage in Haiti after an earthquake caused great devastation. We held a coffee house and some of our church members visited the orphanage. These individuals have begun a ministry to the Haitian orphans, by visiting regularly, bringing clothing, and providing financial assistance through our church. We have helped a homeless couple who arrived in our area last summer. They received assistance through the benevolent fund and from the pastor. Numerous church people provided meals, clothing, and helped them find an apartment. Bedding, dishes and house wares, donated by our church people gave the homeless couple the opportunity to begin anew in our community.

People in the community recognize our small church as a loving, caring congregation. In December, Pastor Jonathan London built a small float for the town's Christmas Parade. The float was accompanied by our youth leaders, Adam and Cathy Cooke and by numerous children. One of our adherents, walked along the crowd handing out candy canes and invitations to our Christmas Eve Service.

The major project for which we have become known, however, is our partnership with the Family Needs Project in the town. The idea for this project came from one of our long time church members, Anne Cormier, who met a single mother in December 2013, attempting to find affordable snowsuits for her four children. The lady was unable to afford the \$40 price per suit and was forced to purchase just one for the neediest of her children. The others would have to wait. Sadly, with the downturn in our local economy, this has become a common scenario. Anne, as the office manager of MAD Computers, decided that a project to collect winter outerwear and provide it free of charge would be a huge asset to those struggling families. She approached another church member, Sandi Proctor, who operated Sandi's Barbershop for many years. It was decided that Anne, Sandi, and Angela Smith-MacInnis, of Sandi's Barbershop would collect clothing at their individual places of business.

Ads were placed in local newspapers, on local TV, radio, and on various signs throughout town. A Facebook page was initiated. The results were overwhelming! Bags and bags of snowsuits, coats, jackets, snow pants, boots, mittens, and hats began to pour in. However, a major problem arose. A local Shopping Center which had previously agreed to permit usage of a portion of their facility in exchange for advertising suddenly rescinded their offer of free space, citing insurance issues.

After hearing that the Family Needs Project was in dire need of a home base, the Pastor Jon and Elder Caleb Haight of the Port Hawkesbury Baptist Church discussed the situation with the church's Board of Management. Together, they agreed to permit the Family Needs Project to use space in the basement of the church free of charge. This was an amazing answer to prayer!

Local businesses supplied racks and one church adherent provided shelving. The local Rotary Club, excited about the project, bought 12 pairs of snow boots. As quickly as items came in, people in need

arrived for assistance and oh, how grateful they were. Just last week, the project closed down for the spring and summer months. To date, we have provided clothing for 88 individuals in the Strait Area. One member of the local Chamber of Commerce said it was the best thing that happened in the community in many, many years.

We have many items remaining, which will be packed away until next October, when the project starts again. The encouragement from the Chamber, the local business people, RCMP, and town council has been amazing. Due to the success of the project, a number of people have asked to make donations to the church; however, we have asked that no money change hands. The mandate of the project is free clothing to needy families. We do not wish to be accountable for monetary contributions or give the impression that we are seeking money for the project. We receive the items free; we provide them to needy people free. Matthew 10:8 is our motto: Freely you have received; freely give. Thus, in lieu of monetary donations, we encourage people to purchase gift cards from the two local consignment shops. The gift cards are in turn given to needy people who may not find needed sized items in our array. People have also donated clothing to the consignment shops, with proceeds going to the Family Needs account in each shop.

Judging from the vast number of positive comments in and around the community, the eagerness of donors, the number of people willing to volunteer to assist with the project, I would say we have been very, very successful. The founders of the project, the community, and the recipients are truly grateful to the Baptist Church for allowing this project to take place, for without a home base there could be no project. It has been a tremendous gift to the community. One individual, who dropped off clothing also tried to insist on making a donation to the church by saying, "Churches who do this are what we need today." She pointed out that many churches merely have fundraising suppers or such events but do little to "better" the community. "Your church is what a true church should do."

Situations, such as this, have provided a marvelous opening to share the mandate of Christ and Christian service in general. We always have a candy dish on hand accompanied by various Christian handouts. Many people stop for a candy and chat. They browse through the various Christian pamphlets such as those for Advent, Christmas, Easter, and so on.

We have had offers of volunteer time from the local Alcoholics Anonymous group, who meet in our church on Saturday mornings. They too are ministered to by what we are doing. The entire project has truly become a community project.

Various church members have helped to move, or organize clothing, provide bins, shelving for display. Church members have been essential in getting word of the project out into the community. They have passed out flyers, provided clothing, and provided manpower to the project. What began as a dual business endeavor has morphed into a huge ministry project and community blessing with the collaboration of the Baptist Church. We feel very blessed by God as this project has been allowed to touch our community.



**Port Hillford United Baptist Church**

- Supported Shirley Pearce to go to India on CBM short term mission trip
- Our annual Fisherman's Service (free supper) was held on April 6, 2014 just before lobster season with 115 in attendance. This is appreciated by the community as it is a time to pray for the safety of all those on the water
- Community choir Christmas Festival of Carols on Dec. 23, 2014. With 3 times our average attendance and offering to the local food bank.
- Presented the Alpha Course in co-operation with the other 2 churches in our field plus other denominations.

**Portage Vale Baptist Church**

Jewels program reaches women once a month, approx. 20-30 attend, and several have begun to attend Sunday services.

**Queenstown United Baptist Church**

Bake sale to support homeless shelters in Fredericton. Dawn Goree began attending our church with her son in 2013. We enjoyed them both. Dawn had a calling to missions work and an opportunity to do medical assistance in Madagascar. With only 6 weeks to fund raise our field held a music night and a tag, plant sale. These plus individual donations nearly covered her expenses. Her trip was shown to us upon her return by photos and a talk. It really brought the congregations closer together.

**River Hebert United Baptist Church**

Supported youth to church camp

**River Glade United Baptist Church**

- The church sponsored 9 youth to go to Camp Wildwood
- The Benevolent Fund was used to help families in the community who are in need.

**Riverview Baptist Church**

- Joy Kids (midweek ministry)
- Youth food drive
- Youth serving at New Life Mission event
- Small group catered a meal for Wycliffe

**Rossway United Baptist Church**

We reached out to those in need in our community and neighboring communities through visitation and our benevolence fund. There was also a Bible study lead by one of our church members for those who didn't attend church services on a regular basis. The pastor is also having communion in the home with those who are unable to attend church.

**Rusagonis Baptist Church**

- STM with CBM to Philippines – 16 members of our church did fundraising, prayer raising and team building for the mission in February & March.
- "W2 Outreach" – Door to door gift campaign to every home in two of the fastest growing areas of our community (Wilsey & Waasis)
- Major children's Christmas musical production.

**Sackville United Baptist Church**

We supported a teen on an overseas mission trip. We have developed a partnership with the school next door to help with their breakfast program, we also helped with the local businesses and community groups to plan fun events.

**Salisbury Baptist Church**

- Family events
- Marriage Enhancement, couples dessert night
- Our youth group did 2 food drives for the local food bank
- Our youth did “random acts of kindness” such as shovelling snow
- Turkey dinner in a box to our local fire fighters at Thanksgiving

**Salt Springs Baptist Church**

We gave financial support to the Sussex Pregnancy Centre, Hospital Chaplaincy, Kingswood University Scholarship, Camp Tulakadik, and Hampton Bible Camp.

**Scotch Settlement Union Church**

As a small church of mainly seniors, we help out when we hear that our local soup kitchen, food bank, etc. are struggling. We give generously when need arises. There is not much activity as far as Bible study, etc. but we attend at Mactaquac if we wish to pursue whatever is available there.

**Second Chipman United Baptist Church**

Relay for Life (Cancer fund raiser), financial support of local food bank (telethon), 2 month gathering food supplies for local food bank, Shepherd’s staff visits and gifts, Nursing home ministry, support financially youth at Green Hill Lake Camp and Camp Wegesegum.

**Second Elgin United Baptist Church**

We have helped several families with food provisions and a couple with monetary help during illness and other needs.

**Second Falls United Baptist Church**

We were able to provide food for struggling dad and his son. We were involved in a “teacher’s appreciation” dinner held at the Elementary School in St. George. We provided cereal for the school breakfast program.

**Second United Baptist Church, New Glasgow**

Throughout the year, the church made donations to the Pictou County Food Bank, further kept a commitment to the Pictou County Fuel Fund in giving \$1000.00 for another heating season, catered lunch for 110 people at the Shepherd’s Lunch Rood (Soup Kitchen), filled requests for grocery items for Camp Pagwek and donated money, gave monthly offering to the work of missions for our Bertha Myers WMS, participated in African Heritage Month activities in the community (local Rec. Centre and the Town of New Glasgow sponsored events).

**Shelburne Baptist Church**

- ABW supports the Carters through CBM
- We have supported local residents or Christian missions eg. GALOM & Gideons
- Monthly contributions to CABC Missions (UIM)
- Contributions to ADC, Crandall, African Baptist, Halifax Chaplaincy

**Skyline Acres Baptist Church**

- Benevolent Store monthly
- Help community residents with food and other items as they struggle to make ends meet.

**Sonora Baptist Church**

- Provided an innovative "Christmas Cookie Service with twice our normal Sunday attendance and offering to the Food Bank
- Supported Shirley Pearce to go to India on a CBM short term mission

**South Brookfield United Baptist Church, Zion**

- Bible study at a residential home
- Services at the nursing home
- Preaching station from May-November
- Support food bank
- Support local youth camp
- CBM

**South End Baptist Church**

Our missional outreaches in the community are: to children (grs 1-5) through a weekly after-school program, to teens through a weekly gathering, to seniors through our delivery of a quarterly worship service at the local manor (Oakwood Terrace), and throughout the year we maintain a steady outreach to the wider community (all ages) through a variety of community events – movie/games nights, seasonal church dinners, church fair/yard sales (in the spring and fall), an annual dinner theatre, and a family tooney festival/fair at the beginning of each school year.

In 2014 the church sponsored a mission team (of 4 members from South End and 4 members of Plaster Rock, NB) to service the church in Katowice, Poland for three weeks in July/Aug.

South end also stretched itself missionally and financially by calling their first youth pastor. The good news in this part of our story as a church is that our children's outreach has doubled (from 8-16) in attendance as the children themselves are inviting their peers into the afterschool program. The youth group continues to grow in the same way with registrations in the fall of 2014 reaching over 45. A new contemporary praise team is being developed that has several teens from the youth group participating with their instruments. There are plans to divide this Jr High aged youth group into a Jr High and a Senior high group in the fall of 2015.

**Springfield United Baptist Church**

Outreach to the community at Christmas and in times of need such as sickness or death. Cooperate with the fire department with the Summer time fundraiser.

### **Springfield West-O'Leary Baptist Church**

This year the Springfield West-O'Leary Baptist Church has decided to support an organization of the month. Through this we have reached many people in our community and province. One thing we have done is reach out to those less fortunate with a spring, summer and fall free yard sale and coat drive. Many families were helped and supported through this outreach. During one yard sale a Gideon Bible was given to a young child. On his way home they dropped in to visit his Grandmother. He showed her the Bible he had received at the yard sale. She wondered aloud if the Church might have one for her. So this young child walked back to the church with his Grandmother to request a large print Bible. It was a blessing to be able to meet this need and present God's living word to someone in our community. We have also made item donations to our local food bank, breakfast programs at four local schools, school supplies to schools, Harvest House, Island Pregnancy Center, Samaritan's Purse Shoe Boxes, and our local Palliative Care Unite. An Adherent of the Church and her daughter traveled to Rwanda on a mission trip. We as Church collected items needed in Rwanda and sent them with these two individuals. We also had coffee and cookies at the end of each morning service in December collecting money for CBM Christmas gifts. Some of our Women's missionary groups have helped with the ABWMU mission project helping Atlantic Canadian VBS programs. It has been a blessing for all those involved in any of these Mission projects. It has been an honor to be the hands and feet of Jesus in our community helping those who are struggling with life. All this is done with prayers that Jesus' love will shine through to all the people who have been touched through these projects.

### **Springhill United Baptist Church**

- Alpha – In the community and in the prison
- Local food bank
- Seasonal Outreach events
- Local benevolent ministries

### **Spryfield Christian Community Church**

- ESL
- Opening church to community groups
- Ecumenical services through Spryfield Ministerial
- Senior home ministry
- Chebucto Connections Roundtable meetings

### **St. Andrews Baptist Church**

Participated in World Day of Prayer, fund raising for adopted mission family, monthly support of county food bank, annual DVBS, held 2 community gospel music nights, Harvest Dinner outreach, Christmas hampers for needy families, Samaritan's Purse Shoe Box.

### **St. Martins Baptist Church**

Monthly Outflow feeding 100-160 people & encouraging all 5 churches in our area to participate.

### **Summerside Baptist Church**

Realizing that this was a much needed area of growth we have been focusing on discipleship as an encouragement for community involvement. Knowing who we are tells us what we need to do.

### **Sunny Brae Baptist Church**

- International involvement in 2 government assisted housing regions
- Partnered with the Pregnancy Resource Centre

**Surrey Valley Baptist Church**

We are reaching out to unsaved people, both parents and children through our Awana youth program. We are reaching youth as well through our junior and senior high youth groups. Also, on Sunday morning we do see people attending who are not yet believers and we have an outreach to them. All very exciting in God's mercy. **John 6:37**

**Temperance Vale United Baptist Church**

The Temperance Vale United Baptist Church has had the wonderful privilege of reaching out to the children of the community through the Awana program. The parents of most of these children are not saved but they see the love that we have for their children and that is causing bridges to be built for the Gospel's sake.

**Temple United Baptist Church**

Soup kitchens & suppers

**The Journey Church**

- "Trick or Eat" donations for the food bank
- VBS teacher appreciation lunch
- March Break kids camp
- Leadercast and outreach for the business community
- Men's events
- 30 Hour Famine
- Christmas, Easter, Mother's Day & Father's Day special services
- Women's events
- Couples events

**Timerbea Baptist Church**

This past autumn our church hosted a Fall Fair with games, rummage sale and a bake sale. The proceeds went to assist a community family in which a mom and dada both were facing cancer.

**Uniacke Baptist Church**

- Bible school
- Gospel concert
- Food Bank support
- Wishgiver's Yard Sale
- Parkview Senior's Home lunch
- Pastoral visits

**Union Street Atlantic Baptist Church**

- We have a number of people who participate in mentoring & cooking clubs at local schools
- We offer a weekly community coffee time that allows fellowship and interaction.

**United Baptist Church of Lawrencetown**

- Feed My Sheep
- Live Nativity at Christmas
- Ministry of the month

### **United Baptist Church of Minto**

Two Stories: First, our “Love out Loud” ministry collected coats, boots, mittens and hats for the community children. The church family was very generous! Most of the products donated were new. We invited the community to come for some hot soup, buns and to get what they needed for the winter on Saturday November 22, 2014. We had a good showing!

Among many comments, one child said “Ah this is so good, now I don’t have to spend my \$20.00 birthday money to get boots for winter.”

A woman with tears in her eyes said “You have no idea how much this means to us...”

We had enough donations to give the extras to the Minto Elementary Middle School to disperse as they saw need. One day Pastor Phil Styles had a family of 3 children come visit him at the church with super excited exuberance to say “Thank you” that they had mittens, boots and hats to wear. The oldest of the children handed Pastor Phil a homemade card that expressed her deep gratitude for what the church is doing to help people like them. The ripple effects of joy travelled through the village. Yeah God!

Second, Benevolence and salvation. In Minto our economics have dropped drastically since the thermal Hydro plant and coal mining ended in 2012. But with the drop of economics there also was a drop in hope and joy.

One community member was calling his party friends to say “farewell”. He had had enough. He couldn’t take it anymore. His party friends said, “Go to that Baptist Church before you take your life.” He called his mom to say “farewell” and she said, “Go to that Baptist Church, they help people”, He come, met Jesus and said “I was at the end of my rope. I had no strength to climb up. But Jesus lifted me up and put me high on that rope...” He has been sober since he started to come to church. Pastor Phil led him and his girlfriend to the LORD and they were baptized. Yeah God!

In another story a family was at the end of their rope...They didn’t know what to do. Their son used to come to youth group so he told them to ask the church because he knew we care about people. The father came and the deacons were able to provide some financial assistance but deeper than that the man is filled with joy as he often comes to church because he received far more than finances. He has found hope and love. The other week he hugged Pastor Phil and said “This church is awesome! I love it.”

### **Victoria Beach United Baptist Church**

Support local food bank. Participated in Christmas Benevolent Project.

### **Victoria Road United Baptist Church**

- Serving in missions both locally and globally
- Community outreach and involvement (supplying practical needs and evangelical work)
- Food Bank services to our community
- Benevolent ministry that supports the needs of individuals in crisis
- We have a weekly family supper with activities
- We support several food security programs in our community
- We have participated in Love St. Stephen, Christmas Parade and other community events
- We have family nights for games and movies
- We sponsor mental health workshops
- We have a week of VBS and mission projects

### **Waterborough Baptist Church**

During Sunday Services & Bible Studies we pray for the community. During the summer months there is great support between the church and cottage people in the area.

### **Waterville Baptist Church**

World Day of Prayer, Ladies retreat, Services at the Senior's Centre, DVBS, Remembrance Sunday Service, Meals delivered to seniors, Food to the needy, Food bank, Services at Valley Drive-In, Visits sick & Bereaved, Open Arms for the homeless, Shoe Box Mission, Serve for Fire Dept. Aux., Choir performs at the Senior's Centre.

### **Waterville United Baptist Church**

Most of the missional involvement is carried out by our pastor. He is involved in the Hartland Ministerial prayer meetings and Outreach. This has led to "Prayer at the Pole" with teens and "Campus Fire Bible Study" both of these activities take place at Hartland Community School with high school students. Our pastor is also involved with Harvest House Bible Study in Woodstock as well as Houlton Prison Ministry once per month. As well he has been involved with tract distribution and handing out Gospels of John, a Fireman's service and Prayer meeting for Teacher Appreciation Week at Hartland Community School.

Our church takes a turn a few times a year at the Central Carleton Nursing Home Sunday service and our pastor visits there regularly. We also held a food drive for families in need in our community.

Any youth who want to go to Harvest House Youth are invited to go with Pastor Kurtis. He leads every 2nd Tuesday.

### **Weldon United Baptist Church**

- 2014 Gospel music Jam Session community & other churches invited.
- Our family bible study held a corn boil & music night with community invited
- Specials included Darrell & Laura Lee Bustin missions night
- The Gospel Echos concert
- Our church celebrated the 50<sup>th</sup> Anniversary of the church building in April with a service and supper
- Christmas program in December

### **Western Shore United Baptist Church**

- Members were encouraged and thought how to reach out to friends/neighbours and through invitation increased attendance by 40%
- Reached out to local organizations to help support their work with seniors and families with food security issues

**Westfield United Baptist Church**

- Hospital chaplaincy
- Fire Dept.
- Medical Centre
- Benevolent fund
- Food bank
- Monetary gifts
- Kids summer camps
- Nursing homes, Manors
- Supporting the Kennys
- Christmas cheer boxes

**Westport Baptist Church**

- Canada Day Parade
- Fishermen's service & blessings of the fleet

**Wicklow United Baptist Church**

Are involved whenever there is an opportunity to help in the community.

**Wilson's Beach United Baptist Church**

Wilson's Beach will celebrate the 60th anniversary of Edith Lank Memorial Christian Camp this summer. It remains as one of the few camps operated by a local church and has functioned as one of our primary outreach ministries as we seek to make and build up disciples of Jesus Christ.

One significant barrier for our growth is the contraction of our community. Our population has shrunk by 500 since 2000 and our community is now only 900 people, we are still seeking to grow numerically in a shrinking community.

**Wirral United Baptist Church**

The church gave monetary funds and gifts to those in need. The church held 3 events for the children in the area. The church holds services at the Manor on special holidays, gifts and food are presented to those in need. At Easter we do up gift baskets to those who have lost loved ones.

**Wolfville Ridge United Baptist Church**

- Open Arms
- Food Bank
- Sent money to repair homes in Peru
- Sent clothing for children in Cuba

**Woodville Baptist Church**

We did a community wide food bank canvas in December

**Yarmouth North Baptist Church**

We hosted a community Easter Dinner for shut-ins and a community Thanksgiving service. We have youth groups as a school community partnership.



| NAME OF CHURCH                  | MEMBERSHIP                          |                    |                    |                  |                   |                   |               |                  |                     | ATTENDANCE              |                                |                                 |                               |                             |                   |                   |
|---------------------------------|-------------------------------------|--------------------|--------------------|------------------|-------------------|-------------------|---------------|------------------|---------------------|-------------------------|--------------------------------|---------------------------------|-------------------------------|-----------------------------|-------------------|-------------------|
|                                 | Received in Baptism                 | Received by Letter | Received Otherwise | Removed by Death | Removed by Letter | Removed Otherwise | Net Gain/Loss | Total Membership | Resident Membership | Avg. Worship Attendance | Average Youth Group Attendance | Youth & Leaders in Mission Tour | Avg. Sunday School Attendance | Youth in Weekly Bible Study | V.B.S. Attendance | Young Adult Group |
| <b>REGION I</b>                 | <b>SAINT JOHN-KINGS ASSOCIATION</b> |                    |                    |                  |                   |                   |               |                  |                     |                         |                                |                                 |                               |                             |                   |                   |
| Atlantic Community Church #     | 0                                   | 0                  | 0                  | 0                | 0                 | 0                 | 0             | 477              | 477                 | 510                     | 0                              | 0                               | 0                             | 0                           | 0                 | 0                 |
| Brown's Flat                    | 4                                   | 1                  | 0                  | 0                | 0                 | 0                 | 5             | 36               | 36                  | 40                      | 10                             | 0                               | 30                            | 10                          | 25                | 0                 |
| Central Norton                  | 0                                   | 0                  | 0                  | -4               | -10               | -5                | -19           | 188              | 60                  | 25                      | 0                              | 0                               | 0                             | 0                           | 0                 | 0                 |
| Collina #                       | 0                                   | 0                  | 0                  | 0                | 0                 | 0                 | 0             | 38               | 14                  | 15                      | 0                              | 0                               | 0                             | 0                           | 0                 | 0                 |
| Cornerstone                     | 0                                   | 1                  | 0                  | -4               | 0                 | 0                 | -3            | 117              | 117                 | 150                     | 20                             | 0                               | 0                             | 20                          | 40                | 10                |
| Edith Avenue #                  | 0                                   | 0                  | 0                  | 0                | 0                 | 0                 | 0             | 203              | 50                  | 50                      | 0                              | 0                               | 0                             | 0                           | 0                 | 0                 |
| Erbs Cove                       | 0                                   | 0                  | 0                  | 0                | 0                 | 0                 | 0             | 43               | 35                  | 30                      | 0                              | 0                               | 0                             | 0                           | 8                 | 0                 |
| Fairfield                       | 4                                   | 0                  | 0                  | 0                | 0                 | 0                 | 4             | 60               | 35                  | 49                      | 0                              | 0                               | 12                            | 0                           | 35                | 0                 |
| Forest Hills                    | 20                                  | 2                  | 3                  | -5               | -3                | 0                 | 17            | 724              | 379                 | 208                     | 35                             | 14                              | 82                            | 31                          | 175               | 30                |
| Grand Bay                       | 4                                   | 1                  | 1                  | -6               | -5                | 0                 | -5            | 374              | 309                 | 180                     | 50                             | 24                              | 25                            | 15                          | 140               | 0                 |
| Hammond Valley Community Church | 0                                   | 0                  | 0                  | 0                | 0                 | 0                 | 0             | 44               | 34                  | 40                      | 0                              | 0                               | 0                             | 0                           | 0                 | 0                 |
| Head of Millstream #            | 0                                   | 0                  | 0                  | 0                | 0                 | 0                 | 0             | 26               | 14                  | 12                      | 0                              | 0                               | 0                             | 0                           | 0                 | 0                 |
| Hillcrest                       | 4                                   | 8                  | 5                  | -6               | -2                | 0                 | 9             | 211              | 196                 | 126                     | 20                             | 29                              | 30                            | 0                           | 85                | 10                |
| Kennebecasis #                  | 0                                   | 0                  | 0                  | 0                | 0                 | 0                 | 0             | 449              | 449                 | 235                     | 0                              | 0                               | 0                             | 0                           | 0                 | 0                 |
| Keirstead Mountain              | 0                                   | 0                  | 0                  | 0                | 0                 | 0                 | 0             | 32               | 12                  | 10                      | 0                              | 0                               | 0                             | 0                           | 0                 | 0                 |
| Keirsteadville #                | 0                                   | 0                  | 0                  | 0                | 0                 | 0                 | 0             | 73               | 32                  | 33                      | 0                              | 0                               | 6                             | 0                           | 10                | 0                 |
| Kingston                        | 0                                   | 0                  | 2                  | -3               | -4                | 0                 | -5            | 61               | 61                  | 60                      | 15                             | 0                               | 35                            | 0                           | 90                | 0                 |
| Lancaster                       | 7                                   | 0                  | 0                  | -4               | 0                 | 0                 | 3             | 173              | 120                 | 89                      | 20                             | 0                               | 9                             | 0                           | 65                | 0                 |
| Lower Millstream #              | 0                                   | 0                  | 0                  | 0                | 0                 | 0                 | 0             | 23               | 13                  | 10                      | 0                              | 0                               | 0                             | 0                           | 0                 | 0                 |
| Midland #                       | 0                                   | 0                  | 0                  | 0                | 0                 | 0                 | 0             | 110              | 50                  | 50                      | 0                              | 0                               | 0                             | 0                           | 0                 | 0                 |
| Nerepis #                       | 0                                   | 0                  | 0                  | 0                | 0                 | 0                 | 0             | 13               | 13                  | 10                      | 0                              | 0                               | 0                             | 0                           | 0                 | 0                 |
| Norton                          | 2                                   | 4                  | 0                  | -1               | 0                 | 0                 | 5             | 107              | 57                  | 57                      | 12                             | 0                               | 0                             | 0                           | 1                 | 0                 |
| Penobsquis                      | 3                                   | 2                  | 0                  | 0                | 0                 | 0                 | 5             | 143              | 101                 | 122                     | 20                             | 0                               | 20                            | 5                           | 5                 | 0                 |
| RiverCross Church               | 12                                  | 8                  | 0                  | -13              | 0                 | 0                 | 7             | 669              | 638                 | 454                     | 55                             | 68                              | 195                           | 0                           | 225               | 25                |
| Salt Springs                    | 0                                   | 0                  | 0                  | 0                | 0                 | 0                 | 0             | 65               | 18                  | 26                      | 0                              | 0                               | 12                            | 0                           | 23                | 0                 |
| Seaside Baptist Church #        | 0                                   | 0                  | 0                  | 0                | 0                 | 0                 | 0             | 40               | 40                  | 40                      | 0                              | 0                               | 0                             | 0                           | 0                 | 0                 |
| Snider Mountain %               | 0                                   | 0                  | 0                  | 0                | 0                 | 0                 | 0             | 5                | 3                   | 0                       | 0                              | 0                               | 0                             | 0                           | 0                 | 0                 |
| St. Martins                     | 0                                   | 0                  | 0                  | -2               | 0                 | 0                 | -2            | 85               | 60                  | 53                      | 0                              | 14                              | 0                             | 10                          | 40                | 0                 |
| Sussex                          | 1                                   | 0                  | 0                  | -5               | 0                 | 0                 | -4            | 140              | 94                  | 90                      | 30                             | 0                               | 10                            | 2                           | 45                | 0                 |
| Tabernacle                      | 0                                   | 1                  | 1                  | -1               | 0                 | 0                 | 1             | 128              | 49                  | 46                      | 4                              | 0                               | 14                            | 4                           | 27                | 0                 |
| <b>TOTAL</b>                    | <b>61</b>                           | <b>28</b>          | <b>12</b>          | <b>-54</b>       | <b>-24</b>        | <b>-5</b>         | <b>18</b>     | <b>4857</b>      | <b>3566</b>         | <b>2821</b>             | <b>291</b>                     | <b>149</b>                      | <b>480</b>                    | <b>97</b>                   | <b>1039</b>       | <b>75</b>         |

| NAME OF CHURCH                       | MEMBERSHIP                      |                    |                    |                  |                   |                   |               |                  | ATTENDANCE          |                         |                                |                                 |                               |                             |                   |                   |
|--------------------------------------|---------------------------------|--------------------|--------------------|------------------|-------------------|-------------------|---------------|------------------|---------------------|-------------------------|--------------------------------|---------------------------------|-------------------------------|-----------------------------|-------------------|-------------------|
|                                      | Received in Baptism             | Received by Letter | Received Otherwise | Removed by Death | Removed by Letter | Removed Otherwise | Net Gain/Loss | Total Membership | Resident Membership | Avg. Worship Attendance | Average Youth Group Attendance | Youth & Leaders in Mission Tour | Avg. Sunday School Attendance | Youth in Weekly Bible Study | V.B.S. Attendance | Young Adult Group |
| <b>REGION I</b>                      | <b>SOUTHWESTERN ASSOCIATION</b> |                    |                    |                  |                   |                   |               |                  |                     |                         |                                |                                 |                               |                             |                   |                   |
| Beaver Harbour                       | 0                               | 2                  | 0                  | -2               | -2                | 0                 | -2            | 80               | 41                  | 30                      | 0                              | 0                               | 0                             | 0                           | 0                 | 0                 |
| Calvary, Black's Harbour #           | 0                               | 0                  | 0                  | 0                | 0                 | 0                 | 0             | 56               | 15                  | 20                      | 0                              | 0                               | 0                             | 0                           | 0                 | 0                 |
| Community Life Church, Grand Manan # | 0                               | 0                  | 0                  | 0                | 0                 | 0                 | 0             | 45               | 15                  | 20                      | 0                              | 0                               | 0                             | 0                           | 0                 | 0                 |
| Fair Haven                           | 0                               | 0                  | 0                  | -1               | 0                 | 0                 | -1            | 33               | 13                  | 20                      | 0                              | 0                               | 12                            | 0                           | 0                 | 0                 |
| Lambert's Cove                       | 0                               | 0                  | 0                  | -4               | 0                 | 0                 | -4            | 50               | 20                  | 20                      | 0                              | 0                               | 6                             | 0                           | 0                 | 0                 |
| North Head                           | 0                               | 3                  | 0                  | -2               | -2                | 0                 | -1            | 62               | 28                  | 38                      | 0                              | 0                               | 0                             | 0                           | 0                 | 0                 |
| Pennfield #                          | 0                               | 0                  | 0                  | 0                | 0                 | 0                 | 0             | 106              | 56                  | 60                      | 0                              | 0                               | 0                             | 0                           | 0                 | 0                 |
| Pocologan                            | 0                               | 0                  | 0                  | -1               | 0                 | 0                 | -1            | 38               | 14                  | 15                      | 0                              | 0                               | 0                             | 0                           | 0                 | 0                 |
| Rockland Drive (McAdam)              | 0                               | 1                  | 0                  | -1               | -1                | 0                 | -1            | 192              | 85                  | 45                      | 0                              | 0                               | 14                            | 0                           | 15                | 0                 |
| Rolling Dam                          | 0                               | 0                  | 0                  | -2               | 0                 | 0                 | -2            | 35               | 13                  | 14                      | 0                              | 0                               | 0                             | 0                           | 0                 | 0                 |
| Seal Cove                            | 0                               | 1                  | 0                  | 0                | -1                | 0                 | 0             | 77               | 42                  | 50                      | 0                              | 0                               | 0                             | 0                           | 0                 | 0                 |
| Second Falls                         | 0                               | 0                  | 0                  | 0                | -2                | 0                 | -2            | 108              | 22                  | 18                      | 0                              | 0                               | 0                             | 0                           | 0                 | 0                 |
| St. Andrews                          | 0                               | 2                  | 0                  | 0                | -2                | 0                 | 0             | 241              | 110                 | 55                      | 0                              | 0                               | 10                            | 0                           | 20                | 0                 |
| St. George #                         | 0                               | 0                  | 0                  | 0                | 0                 | 0                 | 0             | 279              | 228                 | 228                     | 0                              | 0                               | 0                             | 0                           | 0                 | 0                 |
| Union Street Atlantic                | 2                               | 5                  | 2                  | -4               | 0                 | 0                 | 5             | 356              | 215                 | 140                     | 0                              | 0                               | 15                            | 0                           | 85                | 0                 |
| Wilson's Beach                       | 0                               | 1                  | 0                  | -1               | 0                 | 0                 | 0             | 60               | 60                  | 60                      | 0                              | 0                               | 20                            | 0                           | 40                | 0                 |
| <b>TOTAL</b>                         | <b>2</b>                        | <b>15</b>          | <b>2</b>           | <b>-18</b>       | <b>-10</b>        | <b>0</b>          | <b>-9</b>     | <b>1818</b>      | <b>977</b>          | <b>833</b>              | <b>0</b>                       | <b>0</b>                        | <b>77</b>                     | <b>0</b>                    | <b>160</b>        | <b>0</b>          |

| NAME OF CHURCH   | MEMBERSHIP                      |                    |                    |                  |                   |                   |               |                  |                     | ATTENDANCE              |                             |                                 |                               |                             |                   |                   |
|--|---------------------------------|--------------------|--------------------|------------------|-------------------|-------------------|---------------|------------------|---------------------|-------------------------|-----------------------------|---------------------------------|-------------------------------|-----------------------------|-------------------|-------------------|
|  | Received by Baptism             | Received by Letter | Received Otherwise | Removed by Death | Removed by Letter | Removed Otherwise | Net Gain/Loss | Total Membership | Resident Membership | Avg. Worship Attendance | Avg. Youth Group Attendance | Youth & Leaders in Mission Tour | Avg. Sunday School Attendance | Youth in Weekly Bible Study | V.B.S. Attendance | Young Adult Group |
| <b>REGION II</b>                                       | <b>NORTHWESTERN ASSOCIATION</b> |                    |                    |                  |                   |                   |               |                  |                     |                         |                             |                                 |                               |                             |                   |                   |
| Aroostook  | 0                               | 0                  | 0                  | 0                | 0                 | 0                 | 0             | 18               | 18                  | 20                      | 10                          | 0                               | 6                             | 0                           | 0                 | 0                 |
| Assemblee Baptiste Evangelique                         | 0                               | 0                  | 1                  | 0                | 0                 | 0                 | 1             | 18               | 14                  | 18                      | 0                           | 0                               | 0                             | 0                           | 0                 | 0                 |
| Bath   | 0                               | 0                  | 0                  | -1               | -3                | 0                 | -4            | 29               | 20                  | 25                      | 0                           | 0                               | 18                            | 0                           | 0                 | 0                 |
| Beechwood  | 0                               | 4                  | 0                  | -1               | 0                 | 0                 | 3             | 93               | 93                  | 75                      | 0                           | 0                               | 40                            | 0                           | 75                | 0                 |
| Centreville  | 0                               | 4                  | 0                  | 0                | 0                 | -7                | -3            | 53               | 53                  | 54                      | 0                           | 0                               | 10                            | 0                           | 0                 | 0                 |
| Coldstream   | 0                               | 0                  | 0                  | -1               | 0                 | 0                 | -1            | 146              | 87                  | 100                     | 25                          | 0                               | 40                            | 0                           | 0                 | 0                 |
| Eglise Evangelique Baptiste De Ste-Anne de Manawaska # | 0                               | 0                  | 0                  | 0                | 0                 | 0                 | 0             | 30               | 23                  | 32                      | 0                           | 0                               | 0                             | 0                           | 0                 | 0                 |
| Florenceville  | 0                               | 0                  | 0                  | -1               | -2                | 0                 | -3            | 102              | 102                 | 107                     | 18                          | 0                               | 75                            | 0                           | 92                | 0                 |
| Grafton #  | 0                               | 0                  | 0                  | 0                | 0                 | 0                 | 0             | 112              | 59                  | 62                      | 0                           | 0                               | 0                             | 0                           | 0                 | 0                 |
| Grand Falls #  | 0                               | 0                  | 0                  | 0                | 0                 | 0                 | 0             | 36               | 24                  | 23                      | 0                           | 0                               | 0                             | 0                           | 0                 | 0                 |
| Hartland   | 5                               | 1                  | 0                  | -5               | -2                | 0                 | -1            | 141              | 94                  | 84                      | 9                           | 0                               | 0                             | 0                           | 0                 | 6                 |
| Jacksonville   | 17                              | 0                  | 0                  | -1               | -2                | 0                 | 14            | 181              | 143                 | 194                     | 30                          | 21                              | 84                            | 15                          | 325               | 8                 |
| Knowlesville   | 0                               | 0                  | 0                  | -2               | 0                 | 0                 | -2            | 49               | 35                  | 40                      | 0                           | 0                               | 12                            | 0                           | 0                 | 0                 |
| Lakeville Good Corner Bloomfield                       | 0                               | 0                  | 0                  | -1               | -4                | 0                 | -5            | 41               | 29                  | 28                      | 0                           | 0                               | 6                             | 0                           | 0                 | 0                 |
| Lindsay #  | 0                               | 0                  | 0                  | 0                | 0                 | 0                 | 0             | 59               | 59                  | 59                      | 0                           | 0                               | 0                             | 0                           | 0                 | 0                 |
| Marne  | 0                               | 0                  | 0                  | 0                | 0                 | 0                 | 0             | 32               | 17                  | 25                      | 0                           | 0                               | 0                             | 0                           | 0                 | 0                 |
| Meductic #   | 0                               | 0                  | 0                  | 0                | 0                 | 0                 | 0             | 60               | 34                  | 52                      | 0                           | 0                               | 0                             | 0                           | 0                 | 0                 |
| Mount Pleasant   | 0                               | 0                  | 0                  | 0                | 0                 | 0                 | 0             | 42               | 36                  | 58                      | 0                           | 0                               | 58                            | 0                           | 28                | 0                 |
| Ortonville #   | 0                               | 0                  | 0                  | 0                | 0                 | 0                 | 0             | 14               | 14                  | 14                      | 0                           | 0                               | 0                             | 0                           | 0                 | 0                 |
| Peel   | 0                               | 0                  | 0                  | 0                | 0                 | 0                 | 0             | 24               | 13                  | 15                      | 0                           | 0                               | 5                             | 0                           | 0                 | 0                 |
| Pembroke   | 0                               | 0                  | 1                  | -1               | 0                 | 0                 | 0             | 39               | 26                  | 42                      | 0                           | 0                               | 0                             | 0                           | 42                | 0                 |
| Perth-Andover #  | 0                               | 0                  | 0                  | 0                | 0                 | 0                 | 0             | 90               | 92                  | 77                      | 0                           | 0                               | 0                             | 0                           | 0                 | 0                 |
| Plaster Rock   | 2                               | 0                  | 0                  | -1               | -1                | 0                 | 0             | 40               | 40                  | 40                      | 12                          | 4                               | 0                             | 0                           | 24                | 0                 |
| Sisson Ridge #   | 0                               | 0                  | 0                  | 0                | 0                 | 0                 | 0             | 42               | 25                  | 42                      | 0                           | 0                               | 0                             | 0                           | 0                 | 0                 |
| Tracey Mills #   | 0                               | 0                  | 0                  | 0                | 0                 | 0                 | 0             | 88               | 53                  | 88                      | 0                           | 0                               | 0                             | 0                           | 0                 | 0                 |
| Upper Knoxford #                                       | 0                               | 0                  | 0                  | 0                | 0                 | 0                 | 0             | 13               | 8                   | 10                      | 0                           | 0                               | 0                             | 0                           | 0                 | 0                 |
| Waterville   | 1                               | 2                  | 0                  | 0                | 0                 | 0                 | 3             | 39               | 22                  | 57                      | 15                          | 0                               | 36                            | 0                           | 50                | 0                 |
| Wicklow  | 0                               | 0                  | 0                  | 0                | 0                 | 0                 | 0             | 20               | 17                  | 24                      | 7                           | 0                               | 0                             | 0                           | 35                | 0                 |
| Woodstock #  | 0                               | 0                  | 0                  | 0                | 0                 | 0                 | 0             | 499              | 340                 | 298                     | 0                           | 0                               | 0                             | 0                           | 0                 | 0                 |
| <b>TOTAL</b>   | <b>25</b>                       | <b>11</b>          | <b>2</b>           | <b>-15</b>       | <b>-14</b>        | <b>-7</b>         | <b>2</b>      | <b>2150</b>      | <b>1590</b>         | <b>1763</b>             | <b>126</b>                  | <b>25</b>                       | <b>390</b>                    | <b>15</b>                   | <b>671</b>        | <b>14</b>         |

| NAME OF CHURCH                 | MEMBERSHIP              |                    |                    |                  |                   |                   |               |                  |                     | ATTENDANCE              |                             |                                 |                               |                             |                   |                   |
|--------------------------------|-------------------------|--------------------|--------------------|------------------|-------------------|-------------------|---------------|------------------|---------------------|-------------------------|-----------------------------|---------------------------------|-------------------------------|-----------------------------|-------------------|-------------------|
|                                | Received by Baptism     | Received by Letter | Received Otherwise | Removed by Death | Removed by Letter | Removed Otherwise | Net Gain/Loss | Total Membership | Resident Membership | Avg. Worship Attendance | Avg. Youth Group Attendance | Youth & Leaders in Mission Tour | Avg. Sunday School Attendance | Youth in Weekly Bible Study | V.B.S. Attendance | Young Adult Group |
| <b>REGION II</b>               | <b>YORK ASSOCIATION</b> |                    |                    |                  |                   |                   |               |                  |                     |                         |                             |                                 |                               |                             |                   |                   |
| Brunswick Street               | 1                       | 7                  | 6                  | -11              | -3                | -1                | -1            | 914              | 598                 | 509                     | 35                          | 25                              | 100                           | 22                          | 190               | 23                |
| Burtts Corner #                | 0                       | 0                  | 0                  | 0                | 0                 | 0                 | 0             | 96               | 60                  | 60                      | 0                           | 0                               | 0                             | 0                           | 0                 | 0                 |
| Douglas                        | 8                       | 3                  | 0                  | -6               | -2                | 0                 | 3             | 310              | 237                 | 192                     | 30                          | 30                              | 0                             | 8                           | 50                | 25                |
| Faith                          | 10                      | 2                  | 2                  | 0                | 0                 | 0                 | 14            | 196              | 196                 | 205                     | 35                          | 0                               | 95                            | 34                          | 192               | 10                |
| Grace Memorial #               | 0                       | 0                  | 0                  | 0                | 0                 | 0                 | 0             | 426              | 247                 | 247                     | 0                           | 0                               | 0                             | 0                           | 0                 | 0                 |
| Greenwood Drive                | 0                       | 2                  | 2                  | -2               | 0                 | 0                 | 2             | 250              | 150                 | 130                     | 18                          | 8                               | 0                             | 2                           | 65                | 0                 |
| Hanwell Community Church #     | 0                       | 0                  | 0                  | 0                | 0                 | 0                 | 0             | 216              | 99                  | 145                     | 0                           | 0                               | 0                             | 0                           | 0                 | 0                 |
| Harvey                         | 0                       | 0                  | 0                  | 0                | 0                 | -1                | -1            | 17               | 17                  | 15                      | 0                           | 0                               | 0                             | 0                           | 0                 | 0                 |
| Island View                    | 0                       | 0                  | 0                  | 0                | 0                 | -1                | -1            | 28               | 20                  | 25                      | 0                           | 0                               | 0                             | 0                           | 0                 | 0                 |
| Keswick #                      | 0                       | 0                  | 0                  | 0                | 0                 | 0                 | 0             | 184              | 100                 | 90                      | 0                           | 0                               | 0                             | 0                           | 0                 | 0                 |
| Mactaquac #                    | 0                       | 0                  | 0                  | 0                | 0                 | 0                 | 0             | 153              | 51                  | 54                      | 0                           | 0                               | 0                             | 0                           | 0                 | 0                 |
| Marysville                     | 3                       | 2                  | 0                  | -4               | 0                 | -7                | -6            | 288              | 187                 | 125                     | 13                          | 0                               | 0                             | 6                           | 80                | 0                 |
| Middle Southampton #           | 0                       | 0                  | 0                  | 0                | 0                 | 0                 | 0             | 6                | 6                   | 10                      | 0                           | 0                               | 0                             | 0                           | 0                 | 0                 |
| Millville #                    | 0                       | 0                  | 0                  | 0                | 0                 | 0                 | 0             | 78               | 49                  | 45                      | 0                           | 0                               | 0                             | 0                           | 0                 | 0                 |
| Nackawic                       | 0                       | 0                  | 0                  | -2               | 0                 | 0                 | -2            | 147              | 45                  | 55                      | 10                          | 1                               | 0                             | 0                           | 0                 | 5                 |
| Nashwaak Village               | 0                       | 0                  | 0                  | -1               | 0                 | -3                | -4            | 22               | 22                  | 12                      | 0                           | 0                               | 5                             | 0                           | 0                 | 0                 |
| Nashwaaksis                    | 1                       | 2                  | 0                  | -1               | -2                | 0                 | 0             | 150              | 100                 | 90                      | 20                          | 8                               | 5                             | 0                           | 20                | 0                 |
| Scotch Settlement Union Church | 0                       | 0                  | 0                  | 0                | 0                 | 0                 | 0             | 9                | 9                   | 13                      | 0                           | 0                               | 0                             | 0                           | 0                 | 0                 |
| Skyline Acres                  | 0                       | 1                  | 0                  | -1               | -6                | 0                 | -6            | 93               | 77                  | 58                      | 0                           | 0                               | 27                            | 0                           | 0                 | 0                 |
| Staples Settlement             | 0                       | 0                  | 0                  | -1               | 0                 | 0                 | -1            | 19               | 19                  | 25                      | 0                           | 0                               | 30                            | 0                           | 50                | 0                 |
| Temperance Vale                | 0                       | 0                  | 0                  | -1               | -2                | 0                 | -3            | 43               | 20                  | 25                      | 0                           | 0                               | 10                            | 0                           | 0                 | 0                 |
| Upper Kingsclear #             | 0                       | 0                  | 0                  | 0                | 0                 | 0                 | 0             | 117              | 58                  | 70                      | 0                           | 0                               | 0                             | 0                           | 0                 | 0                 |
| <b>TOTAL</b>                   | <b>23</b>               | <b>19</b>          | <b>10</b>          | <b>-30</b>       | <b>-15</b>        | <b>-13</b>        | <b>-6</b>     | <b>3762</b>      | <b>2367</b>         | <b>2200</b>             | <b>161</b>                  | <b>72</b>                       | <b>272</b>                    | <b>72</b>                   | <b>647</b>        | <b>63</b>         |

| NAME OF CHURCH | MEMBERSHIP | ATTENDANCE |
|----------------|------------|------------|
|----------------|------------|------------|

%Closed    \* Closing    <> Meets Occasionally    #No Annual Report Submitted

|                                | Received in Baptism               | Received by Letter | Received Otherwise | Removed by Death | Removed by Letter | Removed Otherwise | Net Gain/Loss | Total Membership | Resident Membership | Avg. Worship Attendance | Avg. Youth Group Attendance | Youth & Leaders in Mission Tour | Avg. Sunday School Attendance | Youth in Weekly Bible Study | V.B.S. Attendance | Young Adult Group |
|--------------------------------|-----------------------------------|--------------------|--------------------|------------------|-------------------|-------------------|---------------|------------------|---------------------|-------------------------|-----------------------------|---------------------------------|-------------------------------|-----------------------------|-------------------|-------------------|
| <b>REGION II</b>               | <b>QUEENS-SUNBURY ASSOCIATION</b> |                    |                    |                  |                   |                   |               |                  |                     |                         |                             |                                 |                               |                             |                   |                   |
| Blissville                     | 0                                 | 0                  | 0                  | 0                | 0                 | 0                 | 0             | 21               | 15                  | 12                      | 0                           | 0                               | 0                             | 0                           | 0                 | 0                 |
| Codys                          | 0                                 | 0                  | 0                  | -2               | 0                 | 0                 | -2            | 52               | 5                   | 6                       | 0                           | 0                               | 0                             | 0                           | 0                 | 0                 |
| Cole's Island                  | 0                                 | 0                  | 0                  | -1               | -1                | 0                 | -2            | 29               | 15                  | 24                      | 0                           | 0                               | 0                             | 0                           | 0                 | 0                 |
| Cumberland Bay                 | 1                                 | 0                  | 0                  | 0                | 0                 | 0                 | 0             | 111              | 63                  | 60                      | 10                          | 0                               | 25                            | 0                           | 50                | 0                 |
| First Cambridge                | 0                                 | 1                  | 0                  | -1               | 0                 | 0                 | 0             | 65               | 30                  | 60                      | 0                           | 0                               | 5                             | 0                           | 0                 | 0                 |
| First Chipman                  | 0                                 | 0                  | 0                  | -2               | -1                | -1                | -4            | 64               | 26                  | 24                      | 0                           | 0                               | 18                            | 0                           | 50                | 0                 |
| First Grand Lake               | 0                                 | 0                  | 0                  | 0                | 0                 | 0                 | 0             | 8                | 8                   | 25                      | 0                           | 0                               | 0                             | 0                           | 0                 | 0                 |
| First Hampstead %              | 0                                 | 0                  | 0                  | -6               | 0                 | 0                 | -6            | 3                | 3                   | 6                       | 1                           | 0                               | 0                             | 0                           | 0                 | 0                 |
| Fredericton Junction           | 0                                 | 1                  | 0                  | -1               | 0                 | -1                | -1            | 138              | 85                  | 150                     | 13                          | 0                               | 0                             | 0                           | 130               | 0                 |
| French Lake                    | 0                                 | 2                  | 0                  | -2               | -2                | 0                 | -2            | 83               | 58                  | 47                      | 0                           | 0                               | 17                            | 0                           | 15                | 0                 |
| Geary                          | 0                                 | 0                  | 1                  | 0                | 0                 | 0                 | 1             | 140              | 99                  | 125                     | 12                          | 0                               | 75                            | 0                           | 89                | 12                |
| Jemseg                         | 0                                 | 2                  | 0                  | -1               | -1                | -1                | -1            | 75               | 58                  | 60                      | 0                           | 0                               | 10                            | 0                           | 30                | 0                 |
| Lakeville Corner Inc #         | 0                                 | 0                  | 0                  | 0                | 0                 | 0                 | 0             | 53               | 23                  | 35                      | 0                           | 0                               | 0                             | 0                           | 0                 | 0                 |
| Lincoln Inc.                   | 0                                 | 0                  | 13                 | -2               | -2                | -5                | 4             | 89               | 85                  | 105                     | 30                          | 0                               | 40                            | 0                           | 60                | 10                |
| Maugerville                    | 2                                 | 0                  | 0                  | -2               | -1                | 0                 | -1            | 80               | 47                  | 48                      | 0                           | 0                               | 16                            | 0                           | 12                | 0                 |
| Nasonworth                     | 0                                 | 0                  | 0                  | -1               | 0                 | 0                 | -1            | 113              | 63                  | 55                      | 8                           | 0                               | 22                            | 0                           | 65                | 0                 |
| Newcastle Creek #              | 0                                 | 0                  | 0                  | 0                | 0                 | 0                 | 0             | 47               | 29                  | 29                      | 0                           | 0                               | 0                             | 0                           | 0                 | 0                 |
| Oromocto                       | 1                                 | 0                  | 2                  | -4               | 0                 | 0                 | -1            | 374              | 163                 | 137                     | 25                          | 0                               | 32                            | 0                           | 0                 | 0                 |
| Queenstown                     | 0                                 | 0                  | 4                  | 0                | 0                 | 0                 | 4             | 21               | 10                  | 10                      | 0                           | 0                               | 0                             | 0                           | 0                 | 0                 |
| Rusagonis                      | 0                                 | 3                  | 0                  | -1               | -1                | 0                 | 1             | 260              | 108                 | 110                     | 40                          | 0                               | 0                             | 10                          | 35                | 0                 |
| Salmon Creek #                 | 0                                 | 0                  | 0                  | 0                | 0                 | 0                 | 0             | 96               | 46                  | 6                       | 0                           | 0                               | 0                             | 0                           | 0                 | 0                 |
| Second Chipman                 | 3                                 | 1                  | 0                  | -4               | -2                | 0                 | -2            | 156              | 69                  | 65                      | 0                           | 0                               | 49                            | 0                           | 0                 | 0                 |
| Tracy                          | 1                                 | 0                  | 0                  | -8               | 0                 | 0                 | -7            | 203              | 143                 | 155                     | 16                          | 0                               | 60                            | 16                          | 1                 | 0                 |
| United Baptist Church of Minto | 4                                 | 2                  | 0                  | -1               | -2                | 0                 | 3             | 244              | 123                 | 67                      | 37                          | 0                               | 25                            | 37                          | 0                 | 0                 |
| Upper Gagetown                 | 0                                 | 0                  | 0                  | 0                | 0                 | 0                 | 0             | 16               | 16                  | 10                      | 0                           | 0                               | 0                             | 0                           | 0                 | 0                 |
| Waterborough                   | 0                                 | 0                  | 0                  | -1               | 0                 | 0                 | -1            | 13               | 8                   | 17                      | 0                           | 0                               | 0                             | 0                           | 0                 | 0                 |
| Waterville                     | 0                                 | 1                  | 0                  | -1               | 0                 | 0                 | 0             | 26               | 6                   | 10                      | 0                           | 0                               | 0                             | 0                           | 0                 | 0                 |
| Wirral                         | 0                                 | 0                  | 0                  | 0                | -2                | 0                 | -2            | 13               | 9                   | 20                      | 0                           | 0                               | 0                             | 24                          | 0                 | 0                 |
| <b>TOTAL</b>                   | <b>12</b>                         | <b>13</b>          | <b>20</b>          | <b>-41</b>       | <b>-15</b>        | <b>-8</b>         | <b>-19</b>    | <b>2593</b>      | <b>1413</b>         | <b>1478</b>             | <b>192</b>                  | <b>0</b>                        | <b>394</b>                    | <b>87</b>                   | <b>537</b>        | <b>22</b>         |

| NAME OF CHURCH        | MEMBERSHIP                |                    |                    |                  |                   |                   |               |                  |                     | ATTENDANCE              |                             |                                 |                               |                             |                   |                   |
|-----------------------|---------------------------|--------------------|--------------------|------------------|-------------------|-------------------|---------------|------------------|---------------------|-------------------------|-----------------------------|---------------------------------|-------------------------------|-----------------------------|-------------------|-------------------|
|                       | Received by Baptism       | Received by Letter | Received Otherwise | Removed by Death | Removed by Letter | Removed Otherwise | Net Gain/Loss | Total Membership | Resident Membership | Avg. Worship Attendance | Avg. Youth Group Attendance | Youth & Leaders in Mission Tour | Avg. Sunday School Attendance | Youth in Weekly Bible Study | V.B.S. Attendance | Young Adult Group |
| <b>REGION III</b>     | <b>ALBERT ASSOCIATION</b> |                    |                    |                  |                   |                   |               |                  |                     |                         |                             |                                 |                               |                             |                   |                   |
| Albert Mines #        | 0                         | 0                  | 0                  | 0                | 0                 | 0                 | 0             | 66               | 66                  | 23                      | 0                           | 0                               | 0                             | 0                           | 0                 | 0                 |
| Alma                  | 0                         | 0                  | 0                  | 0                | 0                 | 0                 | 0             | 5                | 5                   | 10                      | 0                           | 0                               | 0                             | 0                           | 0                 | 0                 |
| Dawson Settlement     | 0                         | 1                  | 0                  | -1               | 0                 | 0                 | 0             | 81               | 40                  | 40                      | 0                           | 0                               | 35                            | 0                           | 0                 | 0                 |
| First Elgin           | 0                         | 0                  | 0                  | -6               | -5                | -1                | -12           | 0                | 0                   | 58                      | 0                           | 0                               | 0                             | 0                           | 0                 | 0                 |
| First Harvey #        | 0                         | 0                  | 0                  | 0                | 0                 | 0                 | 0             | 25               | 15                  | 25                      | 0                           | 0                               | 0                             | 0                           | 0                 | 0                 |
| Five Points           | 0                         | 4                  | -3                 | -1               | 0                 |                   | 0             | 90               | 20                  | 90                      | 20                          | 0                               | 30                            | 0                           | 55                | 0                 |
| Gunningsville         | 0                         | 0                  | 0                  | -4               | -2                | -4                | -10           | 233              | 107                 | 70                      | 6                           | 0                               | 0                             | 0                           | 60                | 0                 |
| Hillsborough          | 0                         | 2                  | 3                  | -7               | -4                | -2                | -8            | 220              | 153                 | 144                     | 35                          | 0                               | 40                            | 35                          | 60                | 0                 |
| Hopewell Hill #       | 0                         | 0                  | 0                  | 0                | 0                 | 0                 | 0             | 62               | 28                  | 35                      | 0                           | 0                               | 0                             | 0                           | 0                 | 0                 |
| Lower Cape            | 0                         | 0                  | 0                  | -1               | 0                 | 0                 | -1            | 50               | 35                  | 40                      | 25                          | 0                               | 25                            | 0                           | 0                 | 0                 |
| Lower Coverdale       | 0                         | 1                  | 2                  | -3               | -2                | 0                 | -2            | 230              | 125                 | 150                     | 40                          | 12                              | 0                             | 12                          | 30                | 10                |
| Lower Turtle Creek    | 0                         | 0                  | 0                  | 0                | 0                 | 0                 | 0             | 11               | 11                  | 11                      | 0                           | 0                               | 0                             | 0                           | 0                 | 0                 |
| Middlesex             | 0                         | 3                  | 0                  | -4               | 0                 | 0                 | -1            | 79               | 37                  | 35                      | 0                           | 0                               | 33                            | 0                           | 30                | 0                 |
| New Horton #          | 0                         | 0                  | 0                  | 0                | 0                 | 0                 | 0             | 38               | 15                  | 21                      | 0                           | 0                               | 0                             | 0                           | 0                 | 0                 |
| Nixon (3rd Coverdale) | 0                         | 3                  | 0                  | -2               | 0                 | 0                 | 1             | 38               | 11                  | 13                      | 0                           | 0                               | 0                             | 0                           | 0                 | 0                 |
| Riverside-Albert      | 0                         | 0                  | 0                  | 0                | 0                 | 0                 | 0             | 19               | 9                   | 25                      | 0                           | 0                               | 0                             | 0                           | 0                 | 0                 |
| Riverview             | 2                         | 0                  | 1                  | -3               | -3                | 0                 | -3            | 228              | 103                 | 92                      | 16                          | 0                               | 0                             | 8                           | 13                | 0                 |
| Salem                 | 2                         | 1                  | 0                  | 0                | 0                 | 0                 | 3             | 32               | 32                  | 32                      | 0                           | 0                               | 0                             | 0                           | 0                 | 0                 |
| Second Elgin          | 0                         | 2                  | 0                  | 0                | 0                 | 0                 | 2             | 17               | 9                   | 10                      | 0                           | 0                               | 0                             | 0                           | 0                 | 0                 |
| Stoney Creek          | 0                         | 4                  | 0                  | 0                | 0                 | 0                 | 4             | 35               | 15                  | 20                      | 0                           | 0                               | 10                            | 0                           | 0                 | 0                 |
| Surrey Valley         | 0                         | 1                  | 0                  | -6               | 0                 | 0                 | -5            | 148              | 148                 | 74                      | 15                          | 0                               | 52                            | 15                          | 40                | 12                |
| Weldon                | 0                         | 0                  | 0                  | 0                | 0                 | 0                 | 0             | 23               | 16                  | 14                      | 0                           | 0                               | 7                             | 0                           | 0                 | 0                 |
| Whitepine             | 0                         | 4                  | 0                  | -1               | 0                 | 0                 | 3             | 60               | 60                  | 50                      | 4                           | 0                               | 0                             | 0                           | 0                 | 0                 |
| <b>TOTAL</b>          | <b>4</b>                  | <b>26</b>          | <b>3</b>           | <b>-39</b>       | <b>-16</b>        | <b>-7</b>         | <b>-29</b>    | <b>1790</b>      | <b>1060</b>         | <b>1082</b>             | <b>161</b>                  | <b>12</b>                       | <b>232</b>                    | <b>70</b>                   | <b>288</b>        | <b>22</b>         |

| NAME OF CHURCH                                | MEMBERSHIP                               |                    |                    |                  |                   |                   |               |                  |                     | ATTENDANCE              |                             |                                 |                               |                             |                   |                   |
|---|--|--------------------|--------------------|------------------|-------------------|-------------------|---------------|------------------|---------------------|-------------------------|-----------------------------|---------------------------------|-------------------------------|-----------------------------|-------------------|-------------------|
|   | Received by Baptism                      | Received by Letter | Received Otherwise | Removed by Death | Removed by Letter | Removed Otherwise | Net Gain/Loss | Total Membership | Resident Membership | Avg. Worship Attendance | Avg. Youth Group Attendance | Youth & Leaders in Mission Tour | Avg. Sunday School Attendance | Youth in Weekly Bible Study | V.B.S. Attendance | Young Adult Group |
| <b>REGION III</b>                             | <b>MIRAMICHI-NORTH SHORE ASSOCIATION</b> |                    |                    |                  |                   |                   |               |                  |                     |                         |                             |                                 |                               |                             |                   |                   |
| Bayview (Bathurst) #                          | 0  | 0                  | 0                  | 0                | 0                 | 0                 | 0             | 37               | 37                  | 37                      | 0                           | 0                               | 0                             | 0                           | 0                 | 0                 |
| Carrol's Crossing %                           | 0  | 0                  | 0                  | 0                | 0                 | 0                 | 0             | 0                | 0                   | 0                       | 0                           | 0                               | 0                             | 0                           | 0                 | 0                 |
| Doaktown #                                    | 0  | 0                  | 0                  | 0                | 0                 | 0                 | 0             | 67               | 34                  | 40                      | 0                           | 0                               | 0                             | 0                           | 0                 | 0                 |
| Eglise Baptiste Chaleur                       | 0  | 0                  | 0                  | 0                | 0                 | 0                 | 0             | 7                | 6                   | 18                      | 0                           | 0                               | 0                             | 0                           | 0                 | 0                 |
| First Baptist (Campbellton)                   | 0  | 0                  | 0                  | -3               | -1                | 0                 | -4            | 76               | 48                  | 50                      | 0                           | 0                               | 10                            | 0                           | 0                 | 0                 |
| Lower Derby #                                 | 0  | 0                  | 0                  | 0                | 0                 | 0                 | 0             | 45               | 15                  | 45                      | 0                           | 0                               | 0                             | 0                           | 0                 | 0                 |
| Ludlow  | 0  | 0                  | 0                  | 0                | -1                | 0                 | -1            | 38               | 8                   | 8                       | 0                           | 0                               | 0                             | 0                           | 0                 | 0                 |
| The Point Church (Formerly Newcastle)         | 40                                       | 27                 | 5                  | -1               | -4                | -10               | 57            | 420              | 262                 | 533                     | 109                         | 23                              | 0                             | 0                           | 220               | 0                 |
| Restigouche #                                 | 0  | 0                  | 0                  | 0                | 0                 | 0                 | 0             | 9                | 7                   | 10                      | 0                           | 0                               | 0                             | 0                           | 0                 | 0                 |
| Upper Blackville                              | 0  | 0                  | 0                  | -2               | 0                 | 0                 | -2            | 75               | 48                  | 45                      | 0                           | 0                               | 30                            | 0                           | 6                 | 0                 |
| The Point Church (Wellington Street Campus) # | 0  | 0                  | 0                  | 0                | 0                 | 0                 | 0             | 48               | 34                  | 36                      | 0                           | 0                               | 0                             | 0                           | 0                 | 0                 |
| <b>TOTAL</b>                                  | <b>40</b>                                | <b>27</b>          | <b>5</b>           | <b>-6</b>        | <b>-6</b>         | <b>-10</b>        | <b>50</b>     | <b>822</b>       | <b>499</b>          | <b>822</b>              | <b>109</b>                  | <b>23</b>                       | <b>40</b>                     | <b>0</b>                    | <b>226</b>        | <b>0</b>          |

| NAME OF CHURCH | MEMBERSHIP | ATTENDANCE |
|----------------|------------|------------|
|----------------|------------|------------|

|   | Received by Baptism                 | Received by Letter | Received Otherwise | Removed by Death | Removed by Letter | Removed Otherwise | Net Gain/Loss | Total Membership | Resident Membership | Avg. Worship Attendance | Avg. Youth Group Attendance | Youth & Leaders in Mission Tour | Avg. Sunday School Attendance | Youth in Weekly Bible Study | V.B.S. Attendance | Young Adult Group |
|---|-------------------------------------|--------------------|--------------------|------------------|-------------------|-------------------|---------------|------------------|---------------------|-------------------------|-----------------------------|---------------------------------|-------------------------------|-----------------------------|-------------------|-------------------|
| <b>REGION III</b>                           | <b>WESTMORLAND-KENT ASSOCIATION</b> |                    |                    |                  |                   |                   |               |                  |                     |                         |                             |                                 |                               |                             |                   |                   |
| Berry Mills                                 | 1                                   | 0                  | 1                  | 0                | 0                 | 0                 | 2             | 62               | 22                  | 20                      | 12                          | 0                               | 20                            | 0                           | 40                | 0                 |
| Canaan Station (Bynon Memorial)             | 0                                   | 0                  | 0                  | -2               | 0                 | 0                 | -2            | 20               | 12                  | 20                      | 0                           | 0                               | 0                             | 0                           | 0                 | 0                 |
| Calhoun                                     | 1                                   | 0                  | 0                  | -2               | 0                 | 0                 | -1            | 17               | 15                  | 25                      | 0                           | 0                               | 0                             | 0                           | 0                 | 0                 |
| Cherryfield                                 | 0                                   | 4                  | 1                  | -1               | -1                | 0                 | 3             | 82               | 61                  | 60                      | 10                          | 18                              | 35                            | 0                           | 40                | 0                 |
| Corn Hill                                   | 0                                   | 0                  | 0                  | -2               | 0                 | 0                 | -2            | 22               | 22                  | 22                      | 0                           | 0                               | 8                             | 0                           | 0                 | 0                 |
| Dundas                                      | 0                                   | 0                  | 1                  | -1               | -2                | 0                 | -2            | 56               | 28                  | 30                      | 0                           | 0                               | 25                            | 0                           | 0                 | 0                 |
| First Moncton                               | 5                                   | 4                  | 3                  | -15              | -4                | 0                 | -7            | 573              | 458                 | 272                     | 32                          | 4                               | 25                            | 8                           | 57                | 8                 |
| First North River                           | 6                                   | 0                  | 0                  | -2               | -8                | 0                 | -4            | 118              | 82                  | 65                      | 12                          | 0                               | 50                            | 0                           | 0                 | 0                 |
| First United Baptist Church of Dorchester % | 0                                   | 0                  | 0                  | 0                | 0                 | 0                 | 0             | 0                | 0                   | 8                       | 0                           | 0                               | 0                             | 0                           | 0                 | 0                 |
| Fisher Hill <> #                            | 0                                   | 0                  | 0                  | 0                | 0                 | 0                 | 0             | 0                | 0                   | 0                       | 0                           | 0                               | 0                             | 0                           | 0                 | 0                 |
| Grangeville                                 | 0                                   | 0                  | 0                  | -1               | 0                 | 0                 | -1            | 60               | 35                  | 42                      | 0                           | 0                               | 0                             | 0                           | 16                | 0                 |
| Havelock #                                  | 0                                   | 0                  | 0                  | 0                | 0                 | 0                 | 0             | 150              | 50                  | 70                      | 0                           | 0                               | 0                             | 0                           | 0                 | 0                 |
| Highfield Street #                          | 0                                   | 0                  | 0                  | 0                | 0                 | 0                 | 0             | 417              | 218                 | 333                     | 0                           | 0                               | 0                             | 0                           | 0                 | 0                 |
| Hillgrove #                                 | 0                                   | 0                  | 0                  | 0                | 0                 | 0                 | 0             | 116              | 95                  | 95                      | 0                           | 0                               | 0                             | 0                           | 0                 | 0                 |
| Hillside                                    | 21                                  | 20                 | 41                 | -4               | -5                | -16               | 57            | 662              | 477                 | 465                     | 112                         | 24                              | 135                           | 18                          | 278               | 15                |
| Lewis Mountain                              | 0                                   | 0                  | 0                  | -1               | 0                 | 0                 | -1            | 39               | 17                  | 15                      | 0                           | 0                               | 0                             | 0                           | 0                 | 0                 |
| Lewisville #                                | 0                                   | 0                  | 0                  | 0                | 0                 | 0                 | 0             | 173              | 173                 | 173                     | 0                           | 0                               | 0                             | 0                           | 0                 | 0                 |
| McKees Mills                                | 3                                   | 0                  | 1                  | 0                | -2                | 0                 | 2             | 51               | 29                  | 29                      | 0                           | 0                               | 0                             | 3                           | 0                 | 0                 |
| Middle Sackville                            | 6                                   | 4                  | 0                  | -2               | 0                 | 0                 | 8             | 131              | 123                 | 100                     | 0                           | 0                               | 0                             | 0                           | 35                | 5                 |
| Midgic                                      | 1                                   | 1                  | 1                  | -1               | 0                 | 0                 | 2             | 87               | 40                  | 60                      | 0                           | 0                               | 4                             | 0                           | 0                 | 0                 |
| New Canaan                                  | 0                                   | 0                  | 0                  | -2               | 0                 | 0                 | -2            | 65               | 18                  | 20                      | 0                           | 0                               | 10                            | 0                           | 0                 | 0                 |
| Petitcodiac                                 | 9                                   | 7                  | 0                  | -8               | 0                 | 0                 | 8             | 229              | 194                 | 179                     | 20                          | 0                               | 76                            | 0                           | 100               | 0                 |
| Portage Vale                                | 0                                   | 0                  | 0                  | -1               | 0                 | 0                 | -1            | 20               | 20                  | 20                      | 0                           | 0                               | 0                             | 0                           | 0                 | 0                 |
| Riverglade                                  | 0                                   | 2                  | 0                  | -1               | 0                 | 0                 | 1             | 56               | 31                  | 30                      | 0                           | 0                               | 19                            | 0                           | 30                | 0                 |
| Salisbury                                   | 3                                   | 11                 | 0                  | -7               | -4                | 0                 | 3             | 417              | 318                 | 143                     | 25                          | 12                              | 60                            | 10                          | 30                | 0                 |
| Second North River #                        | 0                                   | 0                  | 0                  | 0                | 0                 | 0                 | 0             | 133              | 112                 | 115                     | 0                           | 0                               | 0                             | 0                           | 0                 | 0                 |
| Shediac Bay Community Church #              | 0                                   | 0                  | 0                  | 0                | 0                 | 0                 | 0             | 67               | 54                  | 125                     | 0                           | 0                               | 0                             | 0                           | 0                 | 0                 |
| Steeves Mountain                            | 0                                   | 0                  | 0                  | 0                | -1                | 0                 | -1            | 80               | 13                  | 21                      | 0                           | 0                               | 0                             | 0                           | 2                 | 0                 |
| Steeves Settlement #                        | 0                                   | 0                  | 0                  | 0                | 0                 | 0                 | 0             | 13               | 5                   | 7                       | 0                           | 0                               | 0                             | 0                           | 0                 | 0                 |
| Sunny Brae                                  | 4                                   | 3                  | 1                  | -1               | 0                 | -1                | 6             | 306              | 127                 | 118                     | 26                          | 0                               | 25                            | 0                           | 44                | 0                 |
| The Glades %                                | 0                                   | 0                  | 0                  | 0                | 0                 | 0                 | 0             | 0                | 0                   | 0                       | 0                           | 0                               | 0                             | 0                           | 0                 | 0                 |
| The Journey Church                          | 18                                  | 6                  | 8                  | -4               | -7                | -1                | 20            | 813              | 599                 | 334                     | 35                          | 0                               | 0                             | 10                          | 250               | 8                 |
| Uplands                                     | 0                                   | 2                  | 1                  | -1               | -1                | 0                 | 1             | 55               | 43                  | 63                      | 0                           | 0                               | 27                            | 0                           | 0                 | 12                |
| Victory #                                   | 0                                   | 0                  | 0                  | 0                | 0                 | 0                 | 0             | 26               | 30                  | 45                      | 0                           | 0                               | 0                             | 0                           | 0                 | 0                 |
| West Lane #                                 | 0                                   | 0                  | 0                  | 0                | 0                 | 0                 | 0             | 195              | 144                 | 144                     | 0                           | 0                               | 0                             | 0                           | 0                 | 0                 |
| Wheaton Settlement                          | 3                                   | 1                  | 0                  | 0                | -3                | 0                 | 1             | 41               | 41                  | 40                      | 0                           | 0                               | 0                             | 0                           | 30                | 0                 |
| <b>TOTAL</b>                                | <b>81</b>                           | <b>65</b>          | <b>59</b>          | <b>-59</b>       | <b>-38</b>        | <b>-18</b>        | <b>90</b>     | <b>5352</b>      | <b>3706</b>         | <b>3308</b>             | <b>284</b>                  | <b>58</b>                       | <b>519</b>                    | <b>49</b>                   | <b>952</b>        | <b>48</b>         |



| NAME OF CHURCH                | MEMBERSHIP                              |                    |                   |                  |                   |               |                  |                     |                         | ATTENDAVE                   |                                |                               |                              |                   |                   |           |
|-------------------------------|---|--------------------|-------------------|------------------|-------------------|---------------|------------------|---------------------|-------------------------|-----------------------------|--------------------------------|-------------------------------|------------------------------|-------------------|-------------------|-----------|
|                               | Received by Baptism                     | Received by Letter | Removed Otherwise | Removed by Death | Removed Otherwise | Net Gain/Loss | Total Membership | Resident Membership | Avg. Worship Attendance | Avg. Youth Group Attendance | Youth & Leader in Mission Tour | Avg. Sunday School Attendance | Youth in Weekly Bibles Study | V.B.S. Attendance | Young Adult Group |           |
| <b>REGION IV</b>              | <b>PRINCE EDWARD ISLAND ASSOCIATION</b> |                    |                   |                  |                   |               |                  |                     |                         |                             |                                |                               |                              |                   |                   |           |
| Alberton #                    | 0                                       | 0                  | 0                 | 0                | 0                 | 0             | 0                | 38                  | 36                      | 80                          | 0                              | 0                             | 0                            | 0                 | 0                 | 0         |
| Alexandra                     | 1                                       | 0                  | 0                 | -2               | 0                 | 0             | -1               | 19                  | 19                      | 32                          | 0                              | 0                             | 0                            | 0                 | 0                 | 0         |
| Bedeque                       | 0                                       | 0                  | 0                 | -1               | 0                 | 0             | -1               | 69                  | 45                      | 65                          | 0                              | 10                            | 0                            | 0                 | 0                 | 0         |
| Belmont #                     | 0                                       | 0                  | 0                 | 0                | 0                 | 0             | 0                | 52                  | 26                      | 29                          | 0                              | 0                             | 0                            | 0                 | 0                 | 0         |
| Bonshaw * #                   | 0                                       | 0                  | 0                 | 0                | 0                 | 0             | 0                | 6                   | 6                       | 6                           | 0                              | 0                             | 0                            | 0                 | 0                 | 0         |
| Cavendish <>                  | 0                                       | 0                  | 0                 | 0                | 0                 | 0             | 0                | 0                   | 0                       | 100                         | 0                              | 0                             | 0                            | 0                 | 0                 | 0         |
| Central Kings (Dundas) #      | 0                                       | 0                  | 0                 | 0                | 0                 | 0             | 0                | 20                  | 20                      | 20                          | 0                              | 0                             | 0                            | 0                 | 0                 | 0         |
| Clyde River #                 | 0                                       | 0                  | 0                 | 0                | 0                 | 0             | 0                | 20                  | 20                      | 20                          | 0                              | 0                             | 0                            | 0                 | 0                 | 0         |
| Cornerstone                   | 7                                       | 0                  | 0                 | 0                | 0                 | -4            | 3                | 186                 | 186                     | 477                         | 45                             | 0                             | 0                            | 0                 | 0                 | 30        |
| First Baptist (Charlottetown) | 3                                       | 6                  | 2                 | -8               | 0                 | 0             | 3                | 350                 | 350                     | 260                         | 30                             | 0                             | 0                            | 6                 | 0                 | 15        |
| Kingsboro                     | 1                                       | 3                  | 0                 | -4               | 0                 | 0             | 0                | 170                 | 102                     | 91                          | 0                              | 0                             | 0                            | 10                | 40                | 10        |
| Long Creek                    | 0                                       | 0                  | 0                 | -3               | 0                 | 0             | -3               | 173                 | 37                      | 40                          | 0                              | 0                             | 5                            | 0                 | 0                 | 0         |
| Montague #                    | 0                                       | 0                  | 0                 | 0                | 0                 | 0             | 0                | 38                  | 30                      | 30                          | 0                              | 0                             | 0                            | 0                 | 0                 | 0         |
| Murray Harbour                | 0                                       | 0                  | 0                 | 0                | 0                 | 0             | 0                | 112                 | 62                      | 80                          | 6                              | 0                             | 35                           | 0                 | 110               | 0         |
| Murray River                  | 0                                       | 0                  | 0                 | -1               | 0                 | 0             | -1               | 43                  | 25                      | 35                          | 0                              | 0                             | 30                           | 0                 | 30                | 0         |
| Springfield West-O'Leary      | 0                                       | 0                  | 0                 | -2               | -1                | 0             | -3               | 184                 | 146                     | 120                         | 12                             | 2                             | 40                           | 12                | 0                 | 0         |
| Sturgeon #                    | 0                                       | 0                  | 0                 | 0                | 0                 | 0             | 0                | 12                  | 12                      | 12                          | 0                              | 0                             | 0                            | 0                 | 0                 | 0         |
| Summerside                    | 5                                       | 1                  | 0                 | -3               | -2                | 0             | 1                | 190                 | 124                     | 145                         | 0                              | 0                             | 45                           | 0                 | 65                | 0         |
| Tryon-Westmoreland            | 0                                       | 0                  | 0                 | -1               | 0                 | 0             | -1               | 64                  | 29                      | 20                          | 0                              | 0                             | 0                            | 0                 | 0                 | 0         |
| <b>TOTAL</b>                  | <b>17</b>                               | <b>10</b>          | <b>2</b>          | <b>-25</b>       | <b>-3</b>         | <b>-4</b>     | <b>-3</b>        | <b>1746</b>         | <b>1275</b>             | <b>1662</b>                 | <b>93</b>                      | <b>12</b>                     | <b>155</b>                   | <b>28</b>         | <b>245</b>        | <b>55</b> |

| NAME OF CHURCH | MEMBERSHIP | ATTENDANCE |
|----------------|------------|------------|
|----------------|------------|------------|

%Closed    \* Closing    <> Meets Occasionally    #No Annual Report Submitted

|                                      | Received by Baptism                          | Received by Letter | Received Otherwise | Removed by Death | Removed by Letter | Removed Otherwise | Net Gain/Loss | Total Membership | Resident Membership | Avg. Worship Attendance | Avg. Youth Group Attendance | Youth & Leaders in Mission Tour | Avg. Sunday School Attendance | Youth in Weekly Bible Study | V.B.S. Attendance | Young Adult Group |
|--------------------------------------|--|--------------------|--------------------|------------------|-------------------|-------------------|---------------|------------------|---------------------|-------------------------|-----------------------------|---------------------------------|-------------------------------|-----------------------------|-------------------|-------------------|
| <b>REGION V</b>                      | <b>NEWFOUNDLAND AND LABRADOR ASSOCIATION</b> |                    |                    |                  |                   |                   |               |                  |                     |                         |                             |                                 |                               |                             |                   |                   |
| Calvary Baptist Church #             | 0  | 0                  | 0                  | 0                | 0                 | 0                 | 0             | 34               | 28                  | 56                      | 0                           | 0                               | 0                             | 0                           | 0                 | 0                 |
| Clarenville #                        | 0  | 0                  | 0                  | 0                | 0                 | 0                 | 0             | 8                | 7                   | 8                       |                             |                                 |                               |                             |                   |                   |
| Corner Brook #                       | 0  | 0                  | 0                  | 0                | 0                 | 0                 | 0             | 57               | 57                  | 57                      | 0                           | 0                               | 0                             | 0                           | 0                 | 0                 |
| Gander #                             | 0  | 0                  | 0                  | 0                | 0                 | 0                 | 0             | 10               | 9                   | 10                      | 0                           | 0                               | 0                             | 0                           | 0                 | 0                 |
| Lewisporte #                         | 0  | 0                  | 0                  | 0                | 0                 | 0                 | 0             | 19               | 19                  | 19                      | 0                           | 0                               | 0                             | 0                           | 0                 | 0                 |
| Northern Cross Community Church #    | 0  | 0                  | 0                  | 0                | 0                 | 0                 | 0             | 25               | 25                  | 25                      | 0                           | 0                               | 0                             | 0                           | 0                 | 0                 |
| West End of St. John's, Newfoundland | 4  | 2                  | 5                  | -2               | -5                | -15               | -11           | 187              | 123                 | 123                     | 0                           | 0                               | 0                             | 0                           | 0                 | 0                 |
| <b>TOTAL</b>                         | <b>4</b>                                     | <b>2</b>           | <b>5</b>           | <b>-2</b>        | <b>-5</b>         | <b>-15</b>        | <b>-11</b>    | <b>340</b>       | <b>268</b>          | <b>298</b>              | <b>0</b>                    | <b>0</b>                        | <b>0</b>                      | <b>0</b>                    | <b>0</b>          | <b>0</b>          |
| <b>REGION V</b>                      | <b>CAPE BRETON ASSOCIATION</b>               |                    |                    |                  |                   |                   |               |                  |                     |                         |                             |                                 |                               |                             |                   |                   |
| Calvary (North Sydney) #             | 0  | 0                  | 0                  | 0                | 0                 | 0                 | 0             | 227              | 106                 | 65                      | 0                           | 0                               | 0                             | 0                           | 0                 | 0                 |
| Clyde Avenue                         | 0  | 0                  | 0                  | -1               | -2                | 0                 | -3            | 77               | 60                  | 30                      | 0                           | 0                               | 2                             | 0                           | 0                 | 0                 |
| Glace Bay                            | 0  | 0                  | 0                  | -1               | 0                 | 0                 | -1            | 18               | 16                  | 22                      | 0                           | 0                               | 0                             | 0                           | 0                 | 0                 |
| Port Hawkesbury                      | 0  | 0                  | 1                  | 0                | -1                | 0                 | 0             | 34               | 22                  | 50                      | 4                           | 0                               | 7                             | 0                           | 0                 | 0                 |
| Sydney New Life #                    | 0  | 0                  | 0                  | 0                | 0                 | 0                 | 0             | 0                | 0                   | 0                       | 0                           | 0                               | 0                             | 0                           | 0                 | 0                 |
| <b>TOTAL</b>                         | <b>0</b>                                     | <b>0</b>           | <b>1</b>           | <b>-2</b>        | <b>-3</b>         | <b>0</b>          | <b>-4</b>     | <b>356</b>       | <b>204</b>          | <b>167</b>              | <b>4</b>                    | <b>0</b>                        | <b>9</b>                      | <b>0</b>                    | <b>0</b>          | <b>0</b>          |
| <b>REGION V</b>                      | <b>ANTIGONISH-GUYSBOROUGH ASSOCIATION</b>    |                    |                    |                  |                   |                   |               |                  |                     |                         |                             |                                 |                               |                             |                   |                   |
| Canso                                | 0  | 0                  | 0                  | -1               | 0                 | 0                 | -1            | 25               | 25                  | 25                      | 0                           | 0                               | 0                             | 0                           | 0                 | 0                 |
| Goldboro                             | 1  | 0                  | 0                  | -1               | 0                 | 0                 | 0             | 6                | 2                   | 10                      | 0                           | 0                               | 0                             | 0                           | 0                 | 0                 |
| Guysborough #                        | 0  | 0                  | 0                  | 0                | 0                 | 0                 | 0             | 8                | 4                   | 12                      | 0                           | 0                               | 0                             | 0                           | 0                 | 0                 |
| New Harbour #                        | 0  | 0                  | 0                  | 0                | 0                 | 0                 | 0             | 56               | 26                  | 9                       | 0                           | 0                               | 0                             | 0                           | 0                 | 0                 |
| Port Bickerton                       | 0  | 0                  | 0                  | 0                | 0                 | 0                 | 0             | 14               | 12                  | 28                      | 0                           | 0                               | 0                             | 0                           | 25                | 0                 |
| Port Hillford                        | 0  | 0                  | 0                  | -1               | 0                 | 0                 | -1            | 6                | 6                   | 33                      | 0                           | 0                               | 0                             | 0                           | 0                 | 0                 |
| Seal Harbour                         | 0  | 0                  | 0                  | -1               | 0                 | 0                 | -1            | 10               | 10                  | 10                      | 0                           | 0                               | 0                             | 0                           | 0                 | 0                 |
| Sonora                               | 0  | 0                  | 0                  | 0                | 0                 | 0                 | 0             | 10               | 4                   | 24                      | 0                           | 0                               | 0                             | 0                           | 0                 | 0                 |
| <b>TOTAL</b>                         | <b>1</b>                                     | <b>0</b>           | <b>0</b>           | <b>-4</b>        | <b>0</b>          | <b>0</b>          | <b>-3</b>     | <b>135</b>       | <b>89</b>           | <b>151</b>              | <b>0</b>                    | <b>0</b>                        | <b>0</b>                      | <b>0</b>                    | <b>25</b>         | <b>0</b>          |

| NAME OF CHURCH | MEMBERSHIP | ATTENDANCE |
|----------------|------------|------------|
|----------------|------------|------------|

%Closed    \* Closing    <> Meets Occasionally    #No Annual Report Submitted

|                                   | Received by Baptism                  | Received by Letter | Received Otherwise | Removed by Death | Removed by Letter | Removed Otherwise | Net Gain/Loss | Total Membership | Resident Membership | Avg. Worship Attendance | Avg. Youth Group Attendance | Youth & Leaders in Mission Tour | Avg. Sunday School Attendance | Youth in Weekly Bible Study | V.B.S. Attendance | Young Adult Group |
|-----------------------------------|--------------------------------------|--------------------|--------------------|------------------|-------------------|-------------------|---------------|------------------|---------------------|-------------------------|-----------------------------|---------------------------------|-------------------------------|-----------------------------|-------------------|-------------------|
| <b>REGION VI</b>                  | <b>CUMBERLNAD ASSOCIATION</b>        |                    |                    |                  |                   |                   |               |                  |                     |                         |                             |                                 |                               |                             |                   |                   |
| Advocate #                        | 0                                    | 0                  | 0                  | 0                | 0                 | 0                 | 0             | 15               | 15                  | 15                      | 0                           | 0                               | 0                             | 0                           | 0                 | 0                 |
| Amherst First #                   | 0                                    | 0                  | 0                  | 0                | 0                 | 0                 | 0             | 672              | 332                 | 150                     | 0                           | 0                               | 0                             | 0                           | 0                 | 0                 |
| Apple River                       | 0                                    | 0                  | 0                  | 0                | 0                 | 0                 | 0             | 8                | 8                   | 8                       | 0                           | 0                               | 0                             | 0                           | 0                 | 0                 |
| Diligent River                    | 0                                    | 1                  | 6                  | 0                | 0                 | 0                 | 7             | 12               | 12                  | 14                      | 0                           | 0                               | 0                             | 0                           | 0                 | 0                 |
| Little River #                    | 0                                    | 0                  | 0                  | 0                | 0                 | 0                 | 0             | 36               | 20                  | 25                      | 0                           | 0                               | 0                             | 0                           | 0                 | 0                 |
| Millvale                          | 5                                    | 1                  | 0                  | -2               | 0                 | 0                 | 4             | 14               | 14                  | 14                      | 0                           | 0                               | 0                             | 0                           | 0                 | 0                 |
| Oxford                            | 3                                    | 1                  | 1                  | -2               | 0                 | 0                 | 3             | 53               | 31                  | 38                      | 0                           | 0                               | 12                            | 0                           | 0                 | 0                 |
| Parrsboro                         | 0                                    | 0                  | 0                  | 0                | -2                | 0                 | -2            | 60               | 36                  | 55                      | 4                           | 0                               | 3                             | 0                           | 0                 | 0                 |
| Port Greville                     | 1                                    | 1                  | 2                  | -1               | 0                 | 0                 | 3             | 26               | 22                  | 32                      | 0                           | 0                               | 0                             | 0                           | 0                 | 0                 |
| Pugwash Memorial                  | 0                                    | 0                  | 0                  | -3               | -2                | 0                 | -5            | 65               | 24                  | 25                      | 0                           | 0                               | 0                             | 0                           | 0                 | 0                 |
| River Hebert                      | 0                                    | 0                  | 3                  | 0                | 0                 | 0                 | 3             | 34               | 21                  | 24                      | 0                           | 0                               | 0                             | 0                           | 0                 | 0                 |
| Southampton                       | 0                                    | 0                  | 0                  | 0                | 0                 | 0                 | 0             | 35               | 35                  | 35                      | 5                           | 0                               | 0                             | 0                           | 0                 | 0                 |
| Springhill                        | 3                                    | 0                  | 0                  | 0                | 0                 | 0                 | 3             | 177              | 112                 | 115                     | 25                          | 0                               | 35                            | 8                           | 90                | 7                 |
| Wallace River #                   | 0                                    | 0                  | 0                  | 0                | 0                 | 0                 | 0             | 69               | 28                  | 28                      | 0                           | 0                               | 0                             | 0                           | 0                 | 0                 |
| Wentworth #                       | 0                                    | 0                  | 0                  | 0                | 0                 | 0                 | 0             | 24               | 16                  | 16                      | 0                           | 0                               | 0                             | 0                           | 0                 | 0                 |
| Westchester #                     | 0                                    | 0                  | 0                  | 0                | 0                 | 0                 | 0             | 14               | 11                  | 15                      | 0                           | 0                               | 0                             | 0                           | 0                 | 0                 |
| <b>TOTAL</b>                      | <b>12</b>                            | <b>4</b>           | <b>12</b>          | <b>-8</b>        | <b>-4</b>         | <b>0</b>          | <b>16</b>     | <b>1314</b>      | <b>737</b>          | <b>609</b>              | <b>34</b>                   | <b>0</b>                        | <b>50</b>                     | <b>8</b>                    | <b>90</b>         | <b>7</b>          |
| <b>REGION VI</b>                  | <b>COLCHESTER-PICTOU ASSOCIATION</b> |                    |                    |                  |                   |                   |               |                  |                     |                         |                             |                                 |                               |                             |                   |                   |
| Bass River                        | 0                                    | 0                  | 0                  | 0                | 0                 | 0                 | 0             | 22               | 16                  | 16                      | 0                           | 0                               | 0                             | 0                           | 0                 | 0                 |
| Belmont                           | 3                                    | 1                  | 0                  | -2               | 0                 | 0                 | 2             | 53               | 29                  | 25                      | 0                           | 0                               | 10                            | 0                           | 27                | 0                 |
| Brookfield #                      | 0                                    | 0                  | 0                  | 0                | 0                 | 0                 | 0             | 70               | 58                  | 45                      | 0                           | 0                               | 0                             | 0                           | 0                 | 0                 |
| Central New Annan                 | 0                                    | 0                  | 0                  | 0                | 0                 | -1                | -1            | 14               | 12                  | 14                      | 0                           | 0                               | 0                             | 0                           | 0                 | 0                 |
| Debert                            | 2                                    | 0                  | 0                  | -4               | 0                 | 0                 | -2            | 30               | 18                  | 20                      | 0                           | 0                               | 0                             | 0                           | 0                 | 0                 |
| First Baptist (Truro) #           | 0                                    | 0                  | 0                  | 0                | 0                 | 0                 | 0             | 134              | 0                   | 87                      | 0                           | 0                               | 0                             | 0                           | 0                 | 0                 |
| First New Glasgow                 | 4                                    | 2                  | 0                  | 3                | 0                 | 0                 | 9             | 199              | 106                 | 102                     | 14                          | 0                               | 0                             | 11                          | 0                 | 0                 |
| Immanuel Baptist (Truro)          | 3                                    | 8                  | 0                  | -5               | -3                | 0                 | 3             | 450              | 250                 | 300                     | 33                          | 0                               | 17                            | 7                           | 125               | 0                 |
| Portapique (Montrose) <>          | 0                                    | 0                  | 0                  | 0                | 0                 | 0                 | 0             | 17               | 10                  | 10                      | 0                           | 0                               | 0                             | 0                           | 0                 | 0                 |
| Stewiacke #                       | 0                                    | 0                  | 0                  | 0                | 0                 | 0                 | 0             | 92               | 42                  | 90                      | 0                           | 0                               | 0                             | 0                           | 0                 | 0                 |
| Truro Heights #                   | 0                                    | 0                  | 0                  | 0                | 0                 | 0                 | 0             | 78               | 45                  | 75                      | 0                           | 0                               | 0                             | 0                           | 0                 | 0                 |
| United Baptist Church of Nuttby # | 0                                    | 0                  | 0                  | 0                | 0                 | 0                 | 0             | 16               | 15                  | 18                      | 0                           | 0                               | 0                             | 0                           | 0                 | 0                 |
| Wittenburg                        | 0                                    | 1                  | 0                  | 0                | 0                 | 0                 | 1             | 70               | 64                  | 100                     | 15                          | 0                               | 35                            | 0                           | 0                 | 8                 |
| <b>TOTAL</b>                      | <b>12</b>                            | <b>12</b>          | <b>0</b>           | <b>-8</b>        | <b>-3</b>         | <b>-1</b>         | <b>12</b>     | <b>1245</b>      | <b>665</b>          | <b>902</b>              | <b>62</b>                   | <b>0</b>                        | <b>62</b>                     | <b>18</b>                   | <b>152</b>        | <b>8</b>          |

| NAME OF CHURCH | MEMBERSHIP | ATTENDANCE |
|----------------|------------|------------|
|----------------|------------|------------|

%Closed    \* Closing    <> Meets Occasionally    #No Annual Report Submitted

|                                      | Received in Baptism        | Received by Letter | Received Otherwise | Removed by Death | Removed by Letter | Removed Otherwise | Net Gain/Loss | Total Membership | Resident Membership | Avg. Worship Attendance | Avg. Youth Group Attendance | Youth & Leaders in Mission Tour | Avg. Sunday School Attendance | Youth in Weekly Bible Study | V.B.S. Attendance | Young Adult Group |
|--------------------------------------|----------------------------|--------------------|--------------------|------------------|-------------------|-------------------|---------------|------------------|---------------------|-------------------------|-----------------------------|---------------------------------|-------------------------------|-----------------------------|-------------------|-------------------|
| <b>REGION VI</b>                     | <b>HALIFAX ASSOCIATION</b> |                    |                    |                  |                   |                   |               |                  |                     |                         |                             |                                 |                               |                             |                   |                   |
| 1st New Beginnings Ministries        | 10                         | 14                 | 0                  | -1               | -1                | 0                 | 22            | 221              | 169                 | 350                     | 6                           | 6                               | 40                            | 10                          | 20                | 40                |
| Bayers Road #                        | 0                          | 0                  | 0                  | 0                | 0                 | 0                 | 0             | 391              | 103                 | 88                      | 0                           | 0                               | 0                             | 0                           | 0                 | 0                 |
| Bedford                              | 5                          | 2                  | 0                  | -3               | -3                | -1                | 0             | 413              | 231                 | 200                     | 40                          | 12                              | 15                            | 0                           | 150               | 31                |
| Bethel #                             | 0                          | 0                  | 0                  | 0                | 0                 | 0                 | 0             | 58               | 51                  | 35                      | 0                           | 0                               | 0                             | 0                           | 0                 | 0                 |
| Birch Cove                           | 3                          | 5                  | 1                  | -1               | -2                | -3                | 3             | 293              | 204                 | 244                     | 13                          | 0                               | 60                            | 13                          | 108               | 0                 |
| Birchy Head #                        | 0                          | 0                  | 0                  | 0                | 0                 | 0                 | 0             | 30               | 36                  | 30                      | 0                           | 0                               | 0                             | 0                           | 0                 | 0                 |
| Eastern Passage                      | 0                          | 3                  | 0                  | 0                | -6                | -88               | -91           | 37               | 26                  | 40                      | 4                           | 0                               | 3                             | 0                           | 0                 | 0                 |
| Elmsdale                             | 1                          | 0                  | 0                  | -3               | -2                | 0                 | -4            | 68               | 48                  | 45                      | 0                           | 0                               | 2                             | 0                           | 0                 | 0                 |
| Faith (Lower Sackville)              | 0                          | 0                  | 0                  | -5               | 0                 | 0                 | -5            | 101              | 72                  | 65                      | 12                          | 0                               | 3                             | 0                           | 0                 | 0                 |
| First Baptist Church Dartmouth #     | 0                          | 0                  | 0                  | 0                | 0                 | 0                 | 0             | 227              | 227                 | 140                     | 0                           | 0                               | 0                             | 0                           | 0                 | 0                 |
| First Baptist Church, Halifax %      | 0                          | 0                  | 0                  | 0                | 0                 | 0                 | 0             | 0                | 0                   | 0                       | 0                           | 0                               | 0                             | 0                           | 0                 | 0                 |
| Foundation                           | 0                          | 2                  | 0                  | -1               | 0                 | 0                 | 1             | 23               | 13                  | 15                      | 1                           | 0                               | 0                             | 0                           | 14                | 0                 |
| Hammonds Plains First #              | 0                          | 0                  | 0                  | 0                | 0                 | 0                 | 0             | 128              | 120                 | 120                     | 0                           | 0                               | 0                             | 0                           | 0                 | 0                 |
| Head of St. Margaret's Bay #         | 0                          | 0                  | 0                  | 0                | 0                 | 0                 | 0             | 101              | 85                  | 50                      | 0                           | 0                               | 0                             | 0                           | 0                 | 0                 |
| Jeddore                              | 0                          | 1                  | 1                  | -2               | 0                 | 0                 | 0             | 128              | 45                  | 35                      | 0                           | 0                               | 8                             | 0                           | 20                | 0                 |
| Mulgrave Park                        | 0                          | 0                  | 0                  | -5               | -1                | -1                | -7            | 82               | 49                  | 43                      | 6                           | 0                               | 0                             | 6                           | 0                 | 0                 |
| New Life Community Church            | 3                          | 3                  | 0                  | 0                | 0                 | 0                 | 6             | 66               | 30                  | 60                      | 18                          | 0                               | 0                             | 0                           | 20                | 0                 |
| Regal Road #                         | 0                          | 0                  | 0                  | 0                | 0                 | 0                 | 0             | 202              | 70                  | 60                      | 0                           | 0                               | 0                             | 0                           | 0                 | 0                 |
| Sackville                            | 0                          | 4                  | 0                  | -3               | 0                 | 0                 | 1             | 93               | 72                  | 72                      | 0                           | 0                               | 8                             | 0                           | 15                | 0                 |
| Sackville Christian Fellowship       | 0                          | 2                  | 0                  | 0                | 0                 | 0                 | 2             | 22               | 19                  | 30                      | 0                           | 0                               | 0                             | 0                           | 0                 | 0                 |
| Shiloh Community Church #            | 0                          | 0                  | 0                  | 0                | 0                 | 0                 | 0             | 0                | 0                   | 0                       | 0                           | 0                               | 0                             | 0                           | 0                 | 0                 |
| South End                            | 0                          | 4                  | 0                  | -4               | -2                | 0                 | -2            | 63               | 63                  | 77                      | 28                          | 4                               | 8                             | 0                           | 39                | 0                 |
| Spryfield Christian Community Church | 0                          | 0                  | 0                  | 0                | 0                 | 0                 | 0             | 37               | 35                  | 25                      | 0                           | 0                               | 0                             | 0                           | 0                 | 0                 |
| Stevens Road #                       | 0                          | 0                  | 0                  | 0                | 0                 | 0                 | 0             | 128              | 128                 | 89                      | 0                           | 0                               | 0                             | 0                           | 0                 | 0                 |
| Timberlea                            | 0                          | 2                  | 0                  | -1               | -2                | 0                 | -1            | 59               | 48                  | 55                      | 35                          | 0                               | 15                            | 7                           | 5                 | 0                 |
| Uniacke                              | 0                          | 0                  | 0                  | -1               | -3                | 0                 | -4            | 67               | 33                  | 35                      | 8                           | 0                               | 6                             | 0                           | 55                | 0                 |
| West End                             | 8                          | 2                  | 0                  | -2               | -4                | 0                 | 4             | 378              | 88                  | 75                      | 26                          | 0                               | 13                            | 10                          | 35                | 0                 |
| <b>TOTAL</b>                         | <b>30</b>                  | <b>44</b>          | <b>2</b>           | <b>-32</b>       | <b>-26</b>        | <b>-93</b>        | <b>-75</b>    | <b>3416</b>      | <b>2065</b>         | <b>2078</b>             | <b>197</b>                  | <b>22</b>                       | <b>181</b>                    | <b>46</b>                   | <b>481</b>        | <b>71</b>         |

| NAME OF CHURCH              | MEMBERSHIP                 |                    |                    |                  |                   |                   |               |                  |                     | ATTENDANCE              |                             |                                 |                               |                             |                   |          |
|-----------------------------|----------------------------|--------------------|--------------------|------------------|-------------------|-------------------|---------------|------------------|---------------------|-------------------------|-----------------------------|---------------------------------|-------------------------------|-----------------------------|-------------------|----------|
|                             | Received by Baptism        | Received by Letter | Received Otherwise | Removed by Death | Removed by Letter | Removed Otherwise | Net Gain/Loss | Total Membership | Resident Membership | Avg. Worship Attendance | Avg. Youth Group Attendance | Youth & Leaders in Mission Tour | Avg. Sunday School Attendance | Youth in Weekly Bible Study | V.B.S. Attendance | You      |
| <b>REGION VII</b>           | <b>AFRICAN ASSOCIATION</b> |                    |                    |                  |                   |                   |               |                  |                     |                         |                             |                                 |                               |                             |                   |          |
| Acaciaville #               | 0                          | 0                  | 0                  | 0                | 0                 | 0                 | 0             | 35               | 35                  | 35                      | 0                           | 0                               | 0                             | 0                           | 0                 | 0        |
| Beechville #                | 0                          | 0                  | 0                  | 0                | 0                 | 0                 | 0             | 228              | 68                  | 70                      | 0                           | 0                               | 0                             | 0                           | 0                 | 0        |
| Cherry Brook #              | 0                          | 0                  | 0                  | 0                | 0                 | 0                 | 0             | 302              | 130                 | 127                     | 0                           | 0                               | 0                             | 0                           | 0                 | 0        |
| Cobequid Road               | 0                          | 0                  | 5                  | 0                | 0                 | 0                 | 5             | 45               | 25                  | 25                      | 0                           | 0                               | 0                             | 0                           | 0                 | 0        |
| Cornwallis Street (Halifax) | 6                          | 1                  | 0                  | -4               | 0                 | 0                 | 3             | 216              | 176                 | 110                     | 6                           | 0                               | 12                            | 0                           | 25                | 0        |
| East Preston #              | 0                          | 0                  | 0                  | 0                | 0                 | 0                 | 0             | 344              | 265                 | 225                     | 0                           | 0                               | 0                             | 0                           | 0                 | 0        |
| Emmanuel                    | 8                          | 5                  | 2                  | -4               | -2                | 0                 | 9             | 467              | 232                 | 300                     | 10                          | 0                               | 25                            | 0                           | 0                 | 0        |
| Gibson Woods #              | 0                          | 0                  | 0                  | 0                | 0                 | 0                 | 0             | 42               | 26                  | 26                      | 0                           | 0                               | 0                             | 0                           | 0                 | 0        |
| Greenville #                | 0                          | 0                  | 0                  | 0                | 0                 | 0                 | 0             | 0                | 0                   | 0                       | 0                           | 0                               | 0                             | 0                           | 0                 | 0        |
| Inglewood                   | 0                          | 0                  | 0                  | 0                | 0                 | 0                 | 0             | 20               | 15                  | 12                      | 0                           | 0                               | 0                             | 0                           | 0                 | 0        |
| Lucasville #                | 0                          | 0                  | 0                  | 0                | 0                 | 0                 | 0             | 96               | 36                  | 25                      | 0                           | 0                               | 0                             | 0                           | 0                 | 0        |
| Mount Beulah #              | 0                          | 0                  | 0                  | 0                | 0                 | 0                 | 0             | 5                | 5                   | 5                       | 0                           | 0                               | 0                             | 0                           | 0                 | 0        |
| Saint Thomas #              | 0                          | 0                  | 0                  | 0                | 0                 | 0                 | 0             | 300              | 300                 | 300                     | 0                           | 0                               | 0                             | 0                           | 0                 | 0        |
| Second (New Glasgow)        | 0                          | 0                  | 0                  | -6               | 0                 | 0                 | -6            | 116              | 58                  | 41                      | 0                           | 0                               | 0                             | 0                           | 10                | 0        |
| Sunnyville                  | 0                          | 0                  | 0                  | 0                | 0                 | 0                 | 0             | 12               | 6                   | 16                      | 0                           | 0                               | 0                             | 0                           | 0                 | 0        |
| Tracadie #                  | 0                          | 0                  | 0                  | 0                | 0                 | 0                 | 0             | 76               | 16                  | 16                      | 0                           | 0                               | 0                             | 0                           | 0                 | 0        |
| Victoria Road               | 1                          | 0                  | 0                  | 0                | -2                | 0                 | -1            | 130              | 56                  | 50                      | 0                           | 0                               | 0                             | 0                           | 0                 | 0        |
| Windsor Plains              | 0                          | 0                  | 0                  | -2               | 0                 | 0                 | -2            | 27               | 12                  | 20                      | 0                           | 0                               | 0                             | 0                           | 20                | 0        |
| Zion (Truro)                | 3                          | 0                  | 1                  | 0                | 0                 | 0                 | 4             | 105              | 43                  | 35                      | 0                           | 0                               | 6                             | 0                           | 20                | 0        |
| <b>TOTAL</b>                | <b>18</b>                  | <b>6</b>           | <b>8</b>           | <b>-16</b>       | <b>-4</b>         | <b>0</b>          | <b>12</b>     | <b>2566</b>      | <b>1504</b>         | <b>1438</b>             | <b>16</b>                   | <b>0</b>                        | <b>43</b>                     | <b>0</b>                    | <b>75</b>         | <b>0</b> |

| NAME OF CHURCH | MEMBERSHIP | ATTENDANCE |
|----------------|------------|------------|
|----------------|------------|------------|

%Closed    \* Closing    <> Meets Occasionally    #No Annual Report Submitted

|                                    | Received by Baptism | Received by Letter | Received Otherwise | Removed by Death | Removed by Letter | Removed Otherwise | Net Gain/Loss | Total Membership | Resident Membership | Avg. Worship Attendance | Avg. Youth Group Attendance | Youth & Leaders in Mission Tour | Avg. Sunday School Attendance | Youth in Weekly Bible Study | V.B.S. Attendance | Young Adult Group |
|------------------------------------|---------------------|--------------------|--------------------|------------------|-------------------|-------------------|---------------|------------------|---------------------|-------------------------|-----------------------------|---------------------------------|-------------------------------|-----------------------------|-------------------|-------------------|
| <b>REGION VIII</b>                 |                     |                    |                    |                  |                   |                   |               |                  |                     |                         |                             |                                 |                               |                             |                   |                   |
| <b>ANNAPOLIS-DIGBY ASSOCIATION</b> |                     |                    |                    |                  |                   |                   |               |                  |                     |                         |                             |                                 |                               |                             |                   |                   |
| Bear River                         | 0                   | 1                  | 0                  | -7               | 0                 | 0                 | -6            | 80               | 30                  | 23                      | 0                           | 0                               | 0                             | 0                           | 0                 | 0                 |
| Bear River East                    | 0                   | 2                  | 0                  | -1               | 0                 | 0                 | 1             | 35               | 25                  | 20                      | 0                           | 0                               | 6                             | 0                           | 0                 | 0                 |
| Bethel (Ashmore)                   | 0                   | 0                  | 0                  | 0                | 0                 | 0                 | 0             | 74               | 29                  | 25                      | 0                           | 0                               | 6                             | 0                           | 0                 | 0                 |
| Bridgetown                         | 3                   | 4                  | 0                  | -5               | 0                 | 0                 | 2             | 370              | 210                 | 120                     | 23                          | 0                               | 30                            | 0                           | 60                | 0                 |
| Centrelea                          | 0                   | 1                  | 0                  | 0                | 0                 | 0                 | 1             | 26               | 20                  | 15                      | 0                           | 0                               | 0                             | 0                           | 0                 | 0                 |
| Centreville (Digby Neck First) % # | 0                   | 0                  | 0                  | 0                | 0                 | 0                 | 0             | 0                | 0                   | 0                       | 0                           | 0                               | 0                             | 0                           | 0                 | 0                 |
| Clarence *                         | 0                   | 0                  | 0                  | 0                | 0                 | 0                 | 0             | 11               | 3                   | 10                      | 0                           | 0                               | 0                             | 0                           | 0                 | 0                 |
| Clementsport #                     | 0                   | 0                  | 0                  | 0                | 0                 | 0                 | 0             | 24               | 11                  | 17                      | 0                           | 0                               | 0                             | 0                           | 0                 | 0                 |
| Clementsvale #                     | 0                   | 0                  | 0                  | 0                | 0                 | 0                 | 0             | 156              | 177                 | 177                     | 0                           | 0                               | 0                             | 0                           | 0                 | 0                 |
| Culloden                           | 0                   | 0                  | 0                  | -1               | 0                 | 0                 | -1            | 15               | 14                  | 10                      | 0                           | 0                               | 0                             | 0                           | 0                 | 0                 |
| Deep Brook                         | 0                   | 0                  | 0                  | -2               | -2                | 0                 | -4            | 45               | 30                  | 45                      | 0                           | 0                               | 9                             | 0                           | 0                 | 0                 |
| Digby #                            | 0                   | 0                  | 0                  | 0                | 0                 | 0                 | 0             | 173              | 111                 | 70                      | 0                           | 0                               | 0                             | 0                           | 0                 | 0                 |
| Digby Neck Second Little River #   | 0                   | 0                  | 0                  | 0                | 0                 | 0                 | 0             | 15               | 15                  | 15                      | 0                           | 0                               | 0                             | 0                           | 0                 | 0                 |
| First of Annapolis Royal           | 0                   | 0                  | 0                  | -3               | -1                | -2                | -6            | 111              | 30                  | 20                      | 0                           | 0                               | 6                             | 0                           | 0                 | 0                 |
| Freeport                           | 0                   | 0                  | 0                  | -2               | 0                 | 0                 | -2            | 48               | 16                  | 15                      | 0                           | 0                               | 0                             | 0                           | 0                 | 0                 |
| Granville Beach                    | 0                   | 0                  | 0                  | 0                | 0                 | 0                 | 0             | 18               | 6                   | 20                      | 0                           | 0                               | 0                             | 0                           | 0                 | 0                 |
| Granville Centre                   | 0                   | 0                  | 0                  | 0                | 0                 | 0                 | 0             | 26               | 21                  | 25                      | 0                           | 0                               | 13                            | 0                           | 0                 | 0                 |
| Granville Ferry #                  | 0                   | 0                  | 0                  | 0                | 0                 | 0                 | 0             | 10               | 5                   | 25                      | 0                           | 0                               | 0                             | 0                           | 0                 | 0                 |
| Hampton                            | 0                   | 0                  | 0                  | -1               | 0                 | 0                 | -1            | 46               | 5                   | 15                      | 0                           | 0                               | 0                             | 0                           | 0                 | 0                 |
| Hill Grove                         | 0                   | 0                  | 0                  | 0                | -1                | 0                 | -1            | 83               | 34                  | 24                      | 16                          | 0                               | 5                             | 0                           | 86                | 0                 |
| Hillsburn                          | 1                   | 0                  | 0                  | -1               | -3                | -1                | -4            | 82               | 82                  | 27                      | 0                           | 0                               | 15                            | 0                           | 0                 | 0                 |
| Inglisville                        | 0                   | 1                  | 0                  | 0                | 0                 | 0                 | 1             | 26               | 0                   | 15                      | 0                           | 0                               | 0                             | 0                           | 0                 | 0                 |
| Lawrencetown                       | 4                   | 2                  | 0                  | -4               | -3                | -3                | -4            | 245              | 91                  | 55                      | 18                          | 2                               | 12                            | 0                           | 0                 | 0                 |
| Lower Granville Field #            | 0                   | 0                  | 0                  | 0                | 0                 | 0                 | 0             | 0                | 0                   | 0                       | 0                           | 0                               | 0                             | 0                           | 0                 | 0                 |
| Margaretsville                     | 0                   | 0                  | 0                  | -1               | 0                 | 0                 | -1            | 44               | 30                  | 25                      | 0                           | 0                               | 16                            | 0                           | 38                | 0                 |
| Melvorn Square #                   | 0                   | 0                  | 0                  | 0                | 0                 | 0                 | 0             | 82               | 41                  | 24                      | 0                           | 0                               | 0                             | 0                           | 0                 | 0                 |
| Middleton #                        | 0                   | 0                  | 0                  | 0                | 0                 | 0                 | 0             | 135              | 135                 | 135                     | 0                           | 0                               | 0                             | 0                           | 0                 | 0                 |
| New Tusket                         | 5                   | 2                  | 0                  | -2               | -3                | 0                 | 2             | 66               | 44                  | 50                      | 0                           | 0                               | 27                            | 0                           | 20                | 0                 |
| Nictaux                            | 2                   | 2                  | 0                  | -1               | -2                | 0                 | 1             | 140              | 64                  | 55                      | 0                           | 0                               | 0                             | 0                           | 0                 | 0                 |
| North Range #                      | 0                   | 0                  | 0                  | 0                | 0                 | 0                 | 0             | 41               | 8                   | 8                       | 0                           | 0                               | 0                             | 0                           | 0                 | 0                 |
| Paradise                           | 0                   | 2                  | 0                  | 0                | 0                 | 0                 | 2             | 30               | 30                  | 30                      | 25                          | 0                               | 0                             | 4                           | 30                | 0                 |
| Parker's Cove %                    | 0                   | 0                  | 0                  | 0                | 0                 | 0                 | 0             | 0                | 0                   | 0                       | 0                           | 0                               | 0                             | 0                           | 0                 | 0                 |
| Plympton #                         | 0                   | 0                  | 0                  | 0                | 0                 | 0                 | 0             | 51               | 20                  | 20                      | 0                           | 0                               | 0                             | 0                           | 0                 | 0                 |
| Port Royal                         | 0                   | 1                  | 0                  | 0                | 0                 | 0                 | 1             | 11               | 8                   | 21                      | 0                           | 0                               | 0                             | 0                           | 0                 | 0                 |
| Port Wade                          | 0                   | 0                  | 0                  | 0                | 0                 | 0                 | 0             | 10               | 4                   | 22                      | 0                           | 0                               | 1                             | 0                           | 0                 | 0                 |
| Riverside <> #                     | 0                   | 0                  | 0                  | 0                | 0                 | 0                 | 0             | 7                | 2                   | 7                       | 0                           | 0                               | 0                             | 0                           | 0                 | 0                 |
| Rossway                            | 0                   | 0                  | 0                  | -3               | 0                 | 0                 | -3            | 18               | 12                  | 18                      | 0                           | 0                               | 0                             | 0                           | 0                 | 0                 |
| Sandy Cove <>                      | 0                   | 0                  | 0                  | -1               | 0                 | 0                 | -1            | 3                | 2                   | 0                       | 0                           | 0                               | 0                             | 0                           | 0                 | 0                 |
| Smith's Cove #                     | 0                   | 0                  | 0                  | 0                | 0                 | 0                 | 0             | 105              | 50                  | 35                      | 0                           | 0                               | 0                             | 0                           | 0                 | 0                 |
| St. Mary's Bay #                   | 0                   | 0                  | 0                  | 0                | 0                 | 0                 | 0             | 31               | 19                  | 30                      | 0                           | 0                               | 0                             | 0                           | 0                 | 0                 |
| Tiverton #                         | 0                   | 0                  | 0                  | 0                | 0                 | 0                 | 0             | 49               | 31                  | 20                      | 0                           | 0                               | 0                             | 0                           | 0                 | 0                 |
| Torbrook #                         | 0                   | 0                  | 0                  | 0                | 0                 | 0                 | 0             | 41               | 27                  | 27                      | 0                           | 0                               | 0                             | 0                           | 0                 | 0                 |
| Victoria Beach                     | 0                   | 0                  | 0                  | 0                | 0                 | 0                 | 0             | 12               | 6                   | 21                      | 0                           | 0                               | 1                             | 0                           | 0                 | 0                 |
| Victoria Vale                      | 0                   | 0                  | 0                  | -2               | 0                 | 0                 | -2            | 51               | 20                  | 30                      | 0                           | 0                               | 0                             | 0                           | 0                 | 0                 |
| West Dalhousie #                   | 0                   | 0                  | 0                  | 0                | 0                 | 0                 | 0             | 51               | 8                   | 8                       | 0                           | 0                               | 0                             | 0                           | 0                 | 0                 |
| Westport                           | 0                   | 0                  | 0                  | -2               | 0                 | 0                 | -2            | 29               | 16                  | 16                      | 0                           | 0                               | 0                             | 0                           | 0                 | 0                 |
| Wilmot                             | 0                   | 1                  | 0                  | -1               | -2                | 0                 | -2            | 102              | 40                  | 39                      | 0                           | 0                               | 12                            | 0                           | 0                 | 0                 |
| Wilmot Mountain (Port Lorne) #     | 0                   | 0                  | 0                  | 0                | 0                 | 0                 | 0             | 30               | 6                   | 7                       | 0                           | 0                               | 0                             | 0                           | 0                 | 0                 |
| <b>TOTAL</b>                       | <b>15</b>           | <b>19</b>          | <b>0</b>           | <b>-40</b>       | <b>-17</b>        | <b>-6</b>         | <b>-29</b>    | <b>2583</b>      | <b>1588</b>         | <b>1436</b>             | <b>82</b>                   | <b>2</b>                        | <b>159</b>                    | <b>4</b>                    | <b>234</b>        | <b>0</b>          |

%Closed    \* Closing    <> Meets Occasionally    #No Annual Report Submitted

| NAME OF CHURCH                          | MEMBERSHIP                        |                    |                    |                  |                     |                   |               |                  |                     | ATTENDANCE              |                             |                                 |                               |                             |                   |                   |
|---|-----------------------------------|--------------------|--------------------|------------------|---------------------|-------------------|---------------|------------------|---------------------|-------------------------|-----------------------------|---------------------------------|-------------------------------|-----------------------------|-------------------|-------------------|
|   | Received by Baptism               | Received by Letter | Received Otherwise | Removed by Death | Removed by Transfer | Removed Otherwise | Net Gain/Loss | Total Membership | Resident Membership | Avg. Worship Attendance | Avg. Youth Group Attendance | Youth & Leaders in Mission Tour | Avg. Sunday School Attendance | Youth in Weekly Bible Study | V.B.S. Attendance | Young Adult Group |
| <b>REGION VIII</b>                      | <b>EASTERN VALLEY ASSOCIATION</b> |                    |                    |                  |                     |                   |               |                  |                     |                         |                             |                                 |                               |                             |                   |                   |
| Alton                                   | 0                                 | 0                  | 0                  | -2               | -1                  | 0                 | -3            | 227              | 96                  | 60                      | 5                           | 0                               | 15                            | 0                           | 0                 | 0                 |
| Arlington                               | 0                                 | 4                  | 0                  | -1               | 0                   | 0                 | 3             | 38               | 20                  | 16                      | 0                           | 0                               | 0                             | 0                           | 0                 | 0                 |
| Avonport #                              | 0                                 | 0                  | 0                  | 0                | 0                   | 0                 | 0             | 58               | 38                  | 55                      | 0                           | 0                               | 0                             | 0                           | 0                 | 0                 |
| Aylesford                               | 0                                 | 0                  | 1                  | -3               | 0                   | -11               | -13           | 137              | 115                 | 120                     | 17                          | 0                               | 38                            | 0                           | 55                | 0                 |
| Berwick                                 | 2                                 | 2                  | 0                  | -4               | -3                  | 0                 | -3            | 174              | 127                 | 60                      | 20                          | 0                               | 10                            | 6                           | 0                 | 0                 |
| Bethany Memorial                        | 3                                 | 1                  | 0                  | -5               | -3                  | 0                 | -4            | 288              | 182                 | 100                     | 25                          | 0                               | 12                            | 0                           | 25                | 0                 |
| Billtown                                | 0                                 | 3                  | 0                  | 0                | 0                   | 0                 | 3             | 107              | 60                  | 79                      | 4                           | 1                               | 19                            | 0                           | 0                 | 0                 |
| Black Rock                              | 0                                 | 0                  | 0                  | -4               | -4                  | 0                 | -8            | 93               | 93                  | 27                      | 0                           | 0                               | 2                             | 0                           | 0                 | 0                 |
| Burlington                              | 0                                 | 0                  | 0                  | 0                | 0                   | 0                 | 0             | 15               | 15                  | 15                      | 0                           | 0                               | 4                             | 0                           | 0                 | 0                 |
| Cambridge                               | 0                                 | 2                  | 3                  | -5               | -2                  | 0                 | -2            | 195              | 95                  | 50                      | 0                           | 0                               | 0                             | 0                           | 0                 | 0                 |
| Canning                                 | 0                                 | 0                  | 0                  | -2               | 0                   | 0                 | -2            | 160              | 40                  | 35                      | 0                           | 0                               | 6                             | 0                           | 0                 | 0                 |
| Centreville                             | 0                                 | 1                  | 0                  | 0                | 0                   | 0                 | 1             | 120              | 100                 | 110                     | 28                          | 16                              | 3                             | 4                           | 45                | 4                 |
| Coldbrook #                             | 0                                 | 0                  | 0                  | 0                | 0                   | 0                 | 0             | 47               | 47                  | 60                      | 0                           | 0                               | 0                             | 0                           | 0                 | 0                 |
| Falmouth #                              | 0                                 | 0                  | 0                  | 0                | 0                   | 0                 | 0             | 62               | 62                  | 62                      | 0                           | 0                               | 0                             | 0                           | 0                 | 0                 |
| First Cornwallis                        | 1                                 | 2                  | 0                  | 0                |                     | -3                | 0             | 55               | 55                  | 55                      | 8                           | 0                               | 6                             | 0                           | 8                 | 0                 |
| Forest Hill                             | 0                                 | 0                  | 0                  | 0                | 0                   | 0                 | 0             | 24               | 11                  | 18                      | 0                           | 0                               | 0                             | 0                           | 0                 | 0                 |
| Gaspereau #                             | 0                                 | 0                  | 0                  | 0                | 0                   | 0                 | 0             | 92               | 50                  | 50                      | 0                           | 0                               | 0                             | 0                           | 0                 | 0                 |
| Hall's Harbour #                        | 0                                 | 0                  | 0                  | 0                | 0                   | 0                 | 0             | 36               | 14                  | 20                      | 0                           | 0                               | 0                             | 0                           | 0                 | 0                 |
| Hantsport                               | 0                                 | 6                  | 0                  | -6               | -2                  | 0                 | -2            | 230              | 122                 | 60                      | 0                           | 0                               | 8                             | 0                           | 0                 | 0                 |
| Harmony                                 | 0                                 | 1                  | 0                  | -2               | 0                   | 0                 | -1            | 50               | 25                  | 30                      | 0                           | 0                               | 0                             | 0                           | 0                 | 0                 |
| Kempt (Summerville and Bramber)         | 0                                 | 0                  | 3                  | -2               | 0                   | 0                 | 1             | 30               | 30                  | 20                      | 0                           | 0                               | 9                             | 0                           | 50                | 0                 |
| Kentville #                             | 0                                 | 0                  | 0                  | 0                | 0                   | 0                 | 0             | 444              | 325                 | 180                     | 0                           | 0                               | 0                             | 0                           | 0                 | 0                 |
| Kingston                                | 0                                 | 1                  | 0                  | -6               | -9                  | 0                 | -14           | 166              | 104                 | 65                      | 0                           | 0                               | 19                            | 0                           | 27                | 0                 |
| Morristown                              | 0                                 | 0                  | 0                  | -4               | -1                  | 0                 | -5            | 186              | 67                  | 83                      | 15                          | 0                               | 17                            | 0                           | 40                | 0                 |
| Mount Denson #                          | 0                                 | 0                  | 0                  | 0                | 0                   | 0                 | 0             | 50               | 15                  | 25                      | 0                           | 0                               | 0                             | 0                           | 0                 | 0                 |
| New Beginnings Christian Ministries #   | 0                                 | 0                  | 0                  | 0                | 0                   | 0                 | 0             | 10               | 9                   | 9                       | 0                           | 0                               | 0                             | 0                           | 0                 | 0                 |
| New Minas #                             | 0                                 | 0                  | 0                  | 0                | 0                   | 0                 | 0             | 494              | 489                 | 412                     | 0                           | 0                               | 0                             | 0                           | 0                 | 0                 |
| Newport (Scotch Village)                | 0                                 | 0                  | 0                  | -2               | -4                  | 0                 | -6            | 74               | 74                  | 20                      | 0                           | 0                               | 0                             | 0                           | 0                 | 0                 |
| Pereaux                                 | 4                                 | 1                  | 0                  | -4               | -3                  | 0                 | -2            | 160              | 108                 | 62                      | 5                           | 0                               | 12                            | 0                           | 0                 | 0                 |
| Port Williams                           | 0                                 | 7                  | 1                  | -5               | -1                  | 0                 | 2             | 241              |                     | 100                     | 10                          | 0                               | 50                            | 0                           | 80                | 0                 |
| South Rawdon                            | 0                                 | 1                  | 0                  | -4               | 0                   | 0                 | -3            | 99               | 35                  | 23                      | 0                           | 0                               | 5                             | 0                           | 12                | 0                 |
| Stoney Hill (Lockhartville) #           | 0                                 | 0                  | 0                  | 0                | 0                   | 0                 | 0             | 57               | 39                  | 35                      | 0                           | 0                               | 0                             | 0                           | 0                 | 0                 |
| Third Horton (Canaan) #                 | 0                                 | 0                  | 0                  | 0                | 0                   | 0                 | 0             | 46               | 46                  | 46                      | 0                           | 0                               | 0                             | 0                           | 0                 | 0                 |
| Scott's Bay Baptist Church Fellowship # | 0                                 | 0                  | 0                  | 0                | 0                   | 0                 | 0             | 17               | 10                  | 10                      | 0                           | 0                               | 0                             | 0                           | 0                 | 0                 |
| Upper Vaughan #                         | 0                                 | 0                  | 0                  | 0                | 0                   | 0                 | 0             | 38               | 35                  | 35                      | 0                           | 0                               | 0                             | 0                           | 0                 | 0                 |
| Wallbrook #                             | 0                                 | 0                  | 0                  | 0                | 0                   | 0                 | 0             | 42               | 21                  | 21                      | 0                           | 0                               | 0                             | 0                           | 0                 | 0                 |
| Waterville                              | 1                                 | 1                  | 0                  | -3               | 0                   | 0                 | -1            | 126              | 52                  | 55                      | 8                           | 0                               | 6                             | 0                           | 25                | 0                 |
| West Brooklyn                           | 0                                 | 0                  | 0                  | -1               | 0                   | 0                 | -1            | 16               | 16                  | 20                      | 5                           | 0                               | 12                            | 0                           | 25                | 0                 |
| White Rock #                            | 0                                 | 0                  | 0                  | 0                | 0                   | 0                 | 0             | 36               | 7                   | 13                      | 0                           | 0                               | 0                             | 0                           | 0                 | 0                 |
| Windsor #                               | 0                                 | 0                  | 0                  | 0                | 0                   | 0                 | 0             | 270              | 144                 | 90                      | 0                           | 0                               | 0                             | 0                           | 0                 | 0                 |
| Wolfville #                             | 0                                 | 0                  | 0                  | 0                | 0                   | 0                 | 0             | 243              | 170                 | 170                     | 0                           | 0                               | 0                             | 0                           | 0                 | 0                 |
| Wolfville Ridge                         | 0                                 | 0                  | 0                  | -3               | 0                   | 0                 | -3            | 68               | 48                  | 34                      | 0                           | 0                               | 6                             | 0                           | 0                 | 0                 |
| Woodville                               | 0                                 | 3                  | 0                  | -1               | -4                  | 0                 | -2            | 28               | 16                  | 21                      | 0                           | 0                               | 4                             | 0                           | 18                | 0                 |
| <b>TOTAL</b>                            | <b>11</b>                         | <b>36</b>          | <b>8</b>           | <b>-69</b>       | <b>-37</b>          | <b>-14</b>        | <b>-65</b>    | <b>5149</b>      | <b>3227</b>         | <b>2631</b>             | <b>150</b>                  | <b>17</b>                       | <b>263</b>                    | <b>10</b>                   | <b>410</b>        | <b>4</b>          |

| NAME OF CHURCH | MEMBERSHIP | ATTENDANCE |
|----------------|------------|------------|
|----------------|------------|------------|

%Closed    \* Closing    <> Meets Occasionally    #No Annual Report Submitted

|                                | Received by Baptism                 | Received by Letter | Received Otherwise | Removed by Death | Removed by Letter | Removed Otherwise | Net Gain/Loss | Total Membership | Resident Members | Avg. Worship Attendance | Avg. Youth Group Attendance | Youth & Leaders in Mission Tour | Avg. Sunday School Attendance | Youth in Weekly Bible Study | V.B.S. Attendance | Young Adult Group |
|--------------------------------|-------------------------------------|--------------------|--------------------|------------------|-------------------|-------------------|---------------|------------------|------------------|-------------------------|-----------------------------|---------------------------------|-------------------------------|-----------------------------|-------------------|-------------------|
| <b>REGION IX</b>               | <b>LUNENBURG-QUEENS ASSOCIATION</b> |                    |                    |                  |                   |                   |               |                  |                  |                         |                             |                                 |                               |                             |                   |                   |
| Aenon                          | 0                                   | 1                  | 0                  | -2               | 0                 | -1                | -2            | 93               | 93               | 53                      | 0                           | 0                               | 10                            | 0                           | 21                | 0                 |
| Barss Corner                   | 0                                   | 0                  | 0                  | -4               | 0                 | 0                 | -4            | 196              | 44               | 33                      | 0                           | 0                               | 18                            | 0                           | 0                 | 0                 |
| Big Tancook <>                 | 0                                   | 0                  | 0                  | 0                | 0                 | 0                 | 0             | 40               | 14               | 30                      | 0                           | 0                               | 0                             | 0                           | 0                 | 0                 |
| Bridgewater                    | 0                                   | 4                  | 5                  | -5               | -5                | 0                 | -1            | 463              | 300              | 205                     | 16                          | 12                              | 38                            | 6                           | 42                | 0                 |
| Brooklyn                       | 0                                   | 0                  | 3                  | -3               | 0                 | 0                 | 0             | 60               | 60               | 37                      | 8                           | 0                               | 8                             | 8                           | 20                | 0                 |
| Caledonia                      | 0                                   | 0                  | 0                  | 0                | 0                 | 0                 | 0             | 15               | 15               | 15                      | 0                           | 0                               | 0                             | 0                           | 35                | 0                 |
| Canaan                         | 0                                   | 0                  | 0                  | 0                | 0                 | 0                 | 0             | 24               | 16               | 10                      | 0                           | 0                               | 0                             | 0                           | 0                 | 0                 |
| Charleston #                   | 0                                   | 0                  | 0                  | 0                | 0                 | 0                 | 0             | 14               | 9                | 8                       | 0                           | 0                               | 0                             | 0                           | 0                 | 0                 |
| Chelsea                        | 0                                   | 0                  | 0                  | -1               | -1                | 0                 | -2            | 73               | 46               | 31                      | 0                           | 0                               | 0                             | 0                           | 0                 | 0                 |
| Chester                        | 3                                   | 0                  | 0                  | -5               | -1                | 0                 | -3            | 342              | 232              | 100                     | 6                           | 0                               | 30                            | 0                           | 40                | 0                 |
| East Dalhousie <> #            | 0                                   | 0                  | 0                  | 0                | 0                 | 0                 | 0             | 4                | 4                | 10                      | 0                           | 0                               | 0                             | 0                           | 0                 | 0                 |
| Emmanuel of Parkdale-Maplewood | 0                                   | 0                  | 0                  | -2               | 0                 | 0                 | -2            | 48               | 30               | 30                      | 0                           | 0                               | 3                             | 0                           | 0                 | 0                 |
| Greenfield                     | 0                                   | 1                  | 1                  | -4               | 0                 | 0                 | -2            | 52               | 46               | 61                      | 8                           | 0                               | 30                            | 0                           | 0                 | 0                 |
| Kempt                          | 0                                   | 0                  | 0                  | -1               | 0                 | 0                 | -1            | 21               | 14               | 17                      | 0                           | 0                               | 0                             | 0                           | 35                | 0                 |
| Lapland #                      | 0                                   | 0                  | 0                  | 0                | 0                 | 0                 | 0             | 33               | 11               | 10                      | 0                           | 0                               | 0                             | 0                           | 0                 | 0                 |
| Liverpool                      | 0                                   | 1                  | 1                  | -5               | 0                 | 0                 | -3            | 231              | 144              | 81                      | 8                           | 0                               | 12                            | 0                           | 30                | 0                 |
| Mahone Bay #                   | 0                                   | 0                  | 0                  | 0                | 0                 | 0                 | 0             | 25               | 25               | 25                      | 0                           | 0                               | 0                             | 0                           | 0                 | 0                 |
| Milton                         | 0                                   | 1                  | 0                  | -1               | 0                 | 0                 | 0             | 89               | 40               | 35                      | 0                           | 0                               | 0                             | 0                           | 0                 | 0                 |
| New Canada                     | 0                                   | 0                  | 0                  | 0                | 0                 | 0                 | 0             | 37               | 20               | 20                      | 0                           | 0                               | 0                             | 0                           | 0                 | 0                 |
| New Cornwall                   | 0                                   | 0                  | 0                  | -1               | 0                 | 0                 | -1            | 75               | 44               | 48                      | 0                           | 0                               | 8                             | 0                           | 0                 | 0                 |
| New Ross #                     | 0                                   | 0                  | 0                  | 0                | 0                 | 0                 | 0             | 54               | 28               | 15                      | 0                           | 0                               | 0                             | 0                           | 0                 | 0                 |
| North Brookfield               | 0                                   | 0                  | 0                  | 0                | 0                 | 0                 | 0             | 28               | 17               | 40                      | 0                           | 0                               | 15                            | 0                           | 0                 | 0                 |
| Northwest                      | 0                                   | 0                  | 0                  | -1               | 0                 | 0                 | -1            | 63               | 47               | 45                      | 0                           | 0                               | 27                            | 0                           | 32                | 0                 |
| Pleasantville                  | 0                                   | 1                  | 0                  | -2               | -2                | 0                 | -3            | 64               | 47               | 55                      | 8                           | 0                               | 13                            | 0                           | 55                | 0                 |
| Port Medway #                  | 0                                   | 0                  | 0                  | 0                | 0                 | 0                 | 0             | 21               | 17               | 20                      | 0                           | 0                               | 0                             | 0                           | 0                 | 0                 |
| Port Mouton #                  | 0                                   | 0                  | 0                  | 0                | 0                 | 0                 | 0             | 42               | 13               | 22                      | 0                           | 0                               | 0                             | 0                           | 0                 | 0                 |
| South Brookfield (Zion)        | 0                                   | 0                  | 0                  | 0                | 0                 | 0                 | 0             | 31               | 31               | 12                      | 0                           | 0                               | 0                             | 0                           | 0                 | 0                 |
| Springfield                    | 0                                   | 1                  | 0                  | -2               | 0                 | 0                 | -1            | 68               | 29               | 34                      | 0                           | 0                               | 0                             | 0                           | 7                 | 0                 |
| Western Shore                  | 0                                   | 0                  | 0                  | 0                | 0                 | 0                 | 0             | 12               | 11               | 20                      | 0                           | 0                               | 0                             | 0                           | 0                 | 0                 |
| Westfield                      | 0                                   | 0                  | 0                  | -1               | -2                | 0                 | -3            | 60               | 38               | 20                      | 0                           | 0                               | 16                            | 0                           | 0                 | 0                 |
| <b>TOTAL</b>                   | <b>3</b>                            | <b>10</b>          | <b>10</b>          | <b>-40</b>       | <b>-11</b>        | <b>-1</b>         | <b>-29</b>    | <b>2378</b>      | <b>1485</b>      | <b>1142</b>             | <b>54</b>                   | <b>12</b>                       | <b>228</b>                    | <b>14</b>                   | <b>317</b>        | <b>0</b>          |



| NAME OF CHURCH                 | MEMBERSHIP                   |                    |                    |                  |                   |                   |               |                  |                     | ATTENDANCE              |                             |                                 |                               |                             |                   |                   |
|--------------------------------|------------------------------|--------------------|--------------------|------------------|-------------------|-------------------|---------------|------------------|---------------------|-------------------------|-----------------------------|---------------------------------|-------------------------------|-----------------------------|-------------------|-------------------|
|                                | Received by Baptism          | Received by Letter | Received Otherwise | Removed by Death | Removed by Letter | Removed Otherwise | Net Gain/Loss | Total Membership | Resident Membership | Avg. Worship Attendance | Avg. Youth Group Attendance | Youth & Leaders in Mission Tour | Avg. Sunday School Attendance | Youth in Weekly Bible Study | V.B.S. Attendance | Young Adult Group |
| <b>REGION IX</b>               | <b>SHELburne ASSOCIATION</b> |                    |                    |                  |                   |                   |               |                  |                     |                         |                             |                                 |                               |                             |                   |                   |
| Barrington Temple              | 0                            | 0                  | 0                  | -5               | 0                 | 0                 | -5            | 47               | 17                  | 40                      | 0                           | 1                               | 15                            | 0                           | 55                | 0                 |
| Bear Point                     | 0                            | 0                  | 0                  | 0                | 0                 | 0                 | 0             | 28               | 11                  | 13                      | 0                           | 0                               | 7                             | 0                           | 3                 | 0                 |
| Central Woods Harbour          | 0                            | 0                  | 0                  | -1               | 0                 | 0                 | -1            | 21               | 7                   | 13                      | 0                           | 0                               | 6                             | 0                           | 0                 | 0                 |
| Centreville #                  | 0                            | 0                  | 0                  | 0                | 0                 | 0                 | 0             | 34               | 27                  | 50                      | 0                           | 0                               | 0                             | 0                           | 0                 | 0                 |
| Clark's Harbour 'Stone' Church | 1                            | 0                  | 0                  | -3               | 0                 | 0                 | -2            | 81               | 51                  | 60                      | 0                           | 0                               | 50                            | 0                           | 80                | 0                 |
| First Ragged Islands #         | 0                            | 0                  | 0                  | 0                | 0                 | 0                 | 0             | 21               | 12                  | 15                      | 0                           | 0                               | 0                             | 0                           | 0                 | 0                 |
| Jordan Falls                   | 0                            | 0                  | 0                  | -1               | 0                 | 0                 | -1            | 68               | 68                  | 35                      | 10                          | 0                               | 25                            | 0                           | 0                 | 0                 |
| Lockeport #                    | 0                            | 0                  | 0                  | 0                | 0                 | 0                 | 0             | 56               | 11                  | 25                      | 0                           | 0                               | 0                             | 0                           | 0                 | 0                 |
| Lower Woods Harbour (Calvary)  | 3                            | 0                  | 0                  | 0                | -1                | 0                 | 2             | 99               | 58                  | 120                     | 45                          | 6                               | 110                           | 15                          | 106               | 0                 |
| Newellton                      | 2                            | 0                  | 1                  | -1               | 0                 | 0                 | 2             | 20               | 19                  | 24                      | 0                           | 0                               | 12                            | 0                           | 0                 | 0                 |
| Sable River                    | 0                            | 0                  | 1                  | -1               | 0                 | 0                 | 0             | 6                | 6                   | 6                       | 0                           | 0                               | 0                             | 0                           | 0                 | 0                 |
| Shag Harbour #                 | 0                            | 0                  | 0                  | 0                | 0                 | 0                 | 0             | 53               | 36                  | 75                      | 0                           | 0                               | 0                             | 0                           | 0                 | 0                 |
| Shelburne                      | 0                            | 0                  | 2                  | -1               | 0                 | 0                 | 1             | 90               | 29                  | 35                      | 0                           | 0                               | 5                             | 0                           | 0                 | 0                 |
| South Side #                   | 0                            | 0                  | 0                  | 0                | 0                 | 0                 | 0             | 33               | 33                  | 33                      | 0                           | 0                               | 0                             | 0                           | 0                 | 0                 |
| Stoney Island                  | 0                            | 0                  | 0                  | 0                | 0                 | 0                 | 0             | 79               | 37                  | 50                      | 0                           | 0                               | 43                            | 0                           | 60                | 0                 |
| <b>TOTAL</b>                   | <b>6</b>                     | <b>0</b>           | <b>4</b>           | <b>-13</b>       | <b>-1</b>         | <b>0</b>          | <b>-4</b>     | <b>736</b>       | <b>422</b>          | <b>594</b>              | <b>55</b>                   | <b>7</b>                        | <b>273</b>                    | <b>15</b>                   | <b>304</b>        | <b>0</b>          |
| <b>REGION IX</b>               | <b>YARMOUTH ASSOCIATION</b>  |                    |                    |                  |                   |                   |               |                  |                     |                         |                             |                                 |                               |                             |                   |                   |
| Argyle-Pubnico                 | 0                            | 2                  | 0                  | 0                | 0                 | 0                 | 2             | 139              | 76                  | 125                     | 15                          | 1                               | 85                            | 2                           | 75                | 0                 |
| Bay View (Port Maitland) #     | 0                            | 0                  | 0                  | 0                | 0                 | 0                 | 0             | 25               | 25                  | 25                      | 0                           | 0                               | 0                             | 0                           | 0                 | 0                 |
| Beaver River                   | 0                            | 1                  | 0                  | 0                | 0                 | -1                | 0             | 18               | 12                  | 13                      | 0                           | 0                               | 0                             | 0                           | 0                 | 0                 |
| Carleton #                     | 0                            | 0                  | 0                  | 0                | 0                 | 0                 | 0             | 30               | 14                  | 14                      | 0                           | 0                               | 0                             | 0                           | 0                 | 0                 |
| Cedar Lake <> #                | 0                            | 0                  | 0                  | 0                | 0                 | 0                 | 0             | 15               | 10                  | 10                      | 0                           | 0                               | 0                             | 0                           | 0                 | 0                 |
| Hebron                         | 0                            | 0                  | 0                  | -1               | -3                | 0                 | -4            | 65               | 65                  | 90                      | 20                          | 0                               | 40                            | 0                           | 20                | 0                 |
| Kemptville                     | 0                            | 0                  | 0                  | -3               | 0                 | -1                | -4            | 48               | 39                  | 56                      | 0                           | 0                               | 24                            | 0                           | 30                | 0                 |
| Lake George                    | 0                            | 0                  | 0                  | 0                | 0                 | 0                 | 0             | 22               | 22                  | 18                      | 0                           | 0                               | 0                             | 0                           | 0                 | 0                 |
| New Heights                    | 1                            | 4                  | 0                  | 0                | -1                | 0                 | 4             | 62               | 58                  | 65                      | 6                           | 0                               | 31                            | 0                           | 22                | 0                 |
| Pleasant Lake                  | 0                            | 0                  | 1                  | -3               | 0                 | 0                 | -2            | 44               | 33                  | 25                      | 0                           | 0                               | 0                             | 0                           | 0                 | 0                 |
| Pleasant Valley                | 0                            | 0                  | 0                  | -2               | 0                 | 0                 | -2            | 121              | 121                 | 60                      | 10                          | 0                               | 25                            | 0                           | 40                | 0                 |
| Sandford #                     | 0                            | 0                  | 0                  | 0                | 0                 | 0                 | 0             | 120              | 73                  | 73                      | 0                           | 0                               | 0                             | 0                           | 0                 | 0                 |
| South Ohio %                   | 0                            | 0                  | 0                  | 0                | 0                 | 0                 | 0             | 0                | 0                   | 0                       | 0                           | 0                               | 0                             | 0                           | 0                 | 0                 |
| Temple                         | 1                            | 1                  | 0                  | -1               | 0                 | 0                 | 1             | 38               | 25                  | 40                      | 0                           | 0                               | 4                             | 0                           | 0                 | 0                 |
| Yarmouth North                 | 3                            | 2                  | 0                  | -3               | 0                 | 0                 | 2             | 177              | 136                 | 110                     | 10                          | 0                               | 20                            | 0                           | 30                | 0                 |
| Zion %                         | 0                            | 0                  | 0                  | 0                | 0                 | 0                 | 0             | 148              | 51                  | 45                      | 0                           | 0                               | 0                             | 0                           | 0                 | 0                 |
| <b>TOTAL</b>                   | <b>5</b>                     | <b>10</b>          | <b>1</b>           | <b>-13</b>       | <b>-4</b>         | <b>-2</b>         | <b>-3</b>     | <b>1072</b>      | <b>760</b>          | <b>769</b>              | <b>61</b>                   | <b>1</b>                        | <b>229</b>                    | <b>2</b>                    | <b>217</b>        | <b>0</b>          |

| NAME OF ASSOCIATION        | MEMBERSHIP                           |                    |                    |                  |                   |                   |               |                  |                     | ATTENDANCE              |                             |                                |                               |                             |                   |                              |
|----------------------------|--------------------------------------|--------------------|--------------------|------------------|-------------------|-------------------|---------------|------------------|---------------------|-------------------------|-----------------------------|--------------------------------|-------------------------------|-----------------------------|-------------------|------------------------------|
|                            | Received by Baptism                  | Received by Letter | Received Otherwise | Removed by Death | Removed by Letter | Removed Otherwise | Net Gain/Loss | Total Membership | Resident Membership | Avg. Worship Attendance | Avg. Youth Group Attendance | Youth & Leader on Mission Tour | Avg. Sunday School Attendance | Youth in Weekly Bible Study | V.B.S. Attendance | Young Adult Group Attendance |
| <b>STATISTICAL SUMMARY</b> | <b>January 1 - December 31, 2014</b> |                    |                    |                  |                   |                   |               |                  |                     |                         |                             |                                |                               |                             |                   |                              |
| <b>REGION I</b>            |                                      |                    |                    |                  |                   |                   |               |                  |                     |                         |                             |                                |                               |                             |                   |                              |
| Saint John Kings           | 61                                   | 28                 | 12                 | -54              | -24               | -5                | 18            | 4857             | 3566                | 2821                    | 291                         | 149                            | 480                           | 97                          | 1039              | 75                           |
| Southwestern               | 2                                    | 15                 | 2                  | -18              | -10               | 0                 | -9            | 1818             | 977                 | 833                     | 0                           | 0                              | 77                            | 0                           | 160               | 0                            |
| <b>REGION I TOTALS</b>     | <b>63</b>                            | <b>43</b>          | <b>14</b>          | <b>-72</b>       | <b>-34</b>        | <b>-5</b>         | <b>9</b>      | <b>6,675</b>     | <b>4,543</b>        | <b>3,654</b>            | <b>291</b>                  | <b>149</b>                     | <b>557</b>                    | <b>97</b>                   | <b>1,199</b>      | <b>75</b>                    |
| <b>REGION II</b>           |                                      |                    |                    |                  |                   |                   |               |                  |                     |                         |                             |                                |                               |                             |                   |                              |
| Northwestern               | 25                                   | 11                 | 2                  | -15              | -14               | -7                | 2             | 2150             | 1590                | 1763                    | 126                         | 25                             | 390                           | 15                          | 671               | 14                           |
| York                       | 23                                   | 19                 | 10                 | -30              | -15               | -13               | -6            | 3762             | 2367                | 2200                    | 161                         | 72                             | 272                           | 72                          | 647               | 63                           |
| Queen-Sunbury              | 12                                   | 13                 | 20                 | -41              | -15               | -8                | -19           | 2593             | 1413                | 1478                    | 192                         | 0                              | 394                           | 87                          | 537               | 22                           |
| <b>REGION II TOTALS</b>    | <b>60</b>                            | <b>43</b>          | <b>32</b>          | <b>-86</b>       | <b>-44</b>        | <b>-28</b>        | <b>-23</b>    | <b>8,505</b>     | <b>5,370</b>        | <b>5,441</b>            | <b>479</b>                  | <b>97</b>                      | <b>1,056</b>                  | <b>174</b>                  | <b>1,855</b>      | <b>99</b>                    |
| <b>REGION III</b>          |                                      |                    |                    |                  |                   |                   |               |                  |                     |                         |                             |                                |                               |                             |                   |                              |
| Albert                     | 4                                    | 26                 | 3                  | -39              | -16               | -7                | -29           | 1790             | 1060                | 1082                    | 161                         | 12                             | 232                           | 70                          | 288               | 22                           |
| Miramichi-North Shore      | 40                                   | 27                 | 5                  | -6               | -6                | -10               | 50            | 822              | 499                 | 822                     | 109                         | 23                             | 40                            | 0                           | 226               | 0                            |
| Westmorland-Kent           | 81                                   | 65                 | 59                 | -59              | -38               | -18               | 90            | 5352             | 3706                | 3308                    | 284                         | 58                             | 519                           | 49                          | 952               | 48                           |
| <b>REGION III TOTALS</b>   | <b>125</b>                           | <b>118</b>         | <b>67</b>          | <b>-104</b>      | <b>-60</b>        | <b>-35</b>        | <b>111</b>    | <b>7,964</b>     | <b>5,265</b>        | <b>5,212</b>            | <b>554</b>                  | <b>93</b>                      | <b>791</b>                    | <b>119</b>                  | <b>1,466</b>      | <b>70</b>                    |
| <b>REGION IV</b>           |                                      |                    |                    |                  |                   |                   |               |                  |                     |                         |                             |                                |                               |                             |                   |                              |
| Prince Edward Island       | 17                                   | 10                 | 2                  | -25              | -3                | -4                | -3            | 1746             | 1275                | 1662                    | 93                          | 12                             | 155                           | 28                          | 245               | 55                           |
| <b>REGION IV TOTALS</b>    | <b>17</b>                            | <b>10</b>          | <b>2</b>           | <b>-25</b>       | <b>-3</b>         | <b>-4</b>         | <b>-3</b>     | <b>1,746</b>     | <b>1,275</b>        | <b>1,662</b>            | <b>93</b>                   | <b>12</b>                      | <b>155</b>                    | <b>28</b>                   | <b>245</b>        | <b>55</b>                    |
| <b>REGION V</b>            |                                      |                    |                    |                  |                   |                   |               |                  |                     |                         |                             |                                |                               |                             |                   |                              |
| Newfoundland & Labrador    | 4                                    | 2                  | 5                  | -2               | -5                | -15               | -11           | 340              | 268                 | 298                     | 0                           | 0                              | 0                             | 0                           | 0                 | 0                            |
| Cape Breton                | 0                                    | 0                  | 1                  | -2               | -3                | 0                 | -4            | 356              | 204                 | 167                     | 4                           | 0                              | 9                             | 0                           | 0                 | 0                            |
| Antigonish-Guysborough     | 1                                    | 0                  | 0                  | -4               | 0                 | 0                 | -3            | 135              | 89                  | 151                     | 0                           | 0                              | 0                             | 0                           | 25                | 0                            |
| <b>REGION V TOTALS</b>     | <b>5</b>                             | <b>2</b>           | <b>6</b>           | <b>-8</b>        | <b>-8</b>         | <b>-15</b>        | <b>-18</b>    | <b>831</b>       | <b>561</b>          | <b>616</b>              | <b>4</b>                    | <b>0</b>                       | <b>9</b>                      | <b>0</b>                    | <b>25</b>         | <b>0</b>                     |
| <b>REGION VI</b>           |                                      |                    |                    |                  |                   |                   |               |                  |                     |                         |                             |                                |                               |                             |                   |                              |
| Cumberland                 | 12                                   | 4                  | 12                 | -8               | -4                | 0                 | 16            | 1314             | 737                 | 609                     | 34                          | 0                              | 50                            | 8                           | 90                | 7                            |
| Colchester-Pictou          | 12                                   | 12                 | 0                  | -8               | -3                | -1                | 12            | 1245             | 665                 | 902                     | 62                          | 0                              | 62                            | 18                          | 152               | 8                            |
| Halifax                    | 30                                   | 44                 | 2                  | -32              | -26               | -93               | -75           | 3416             | 2065                | 2078                    | 197                         | 22                             | 181                           | 46                          | 481               | 71                           |
| <b>REGION VI TOTALS</b>    | <b>54</b>                            | <b>60</b>          | <b>14</b>          | <b>-48</b>       | <b>-33</b>        | <b>-94</b>        | <b>-47</b>    | <b>5,975</b>     | <b>3,467</b>        | <b>3,589</b>            | <b>293</b>                  | <b>22</b>                      | <b>293</b>                    | <b>72</b>                   | <b>723</b>        | <b>86</b>                    |
| <b>REGION VII</b>          |                                      |                    |                    |                  |                   |                   |               |                  |                     |                         |                             |                                |                               |                             |                   |                              |
| African                    | 18                                   | 6                  | 8                  | -16              | -4                | 0                 | 12            | 2566             | 1504                | 1438                    | 16                          | 0                              | 43                            | 0                           | 75                | 0                            |
| <b>REGION VII TOTALS</b>   | <b>18</b>                            | <b>6</b>           | <b>8</b>           | <b>-16</b>       | <b>-4</b>         | <b>0</b>          | <b>12</b>     | <b>2,566</b>     | <b>1,504</b>        | <b>1,438</b>            | <b>16</b>                   | <b>0</b>                       | <b>43</b>                     | <b>0</b>                    | <b>75</b>         | <b>0</b>                     |
| <b>REGION VIII</b>         |                                      |                    |                    |                  |                   |                   |               |                  |                     |                         |                             |                                |                               |                             |                   |                              |
| Annapolis-Digby            | 15                                   | 19                 | 0                  | -40              | -17               | -6                | -29           | 2583             | 1588                | 1436                    | 82                          | 2                              | 159                           | 4                           | 234               | 0                            |
| Eastern Valley             | 11                                   | 36                 | 8                  | -69              | -37               | -14               | -65           | 5149             | 3227                | 2631                    | 150                         | 17                             | 263                           | 10                          | 410               | 4                            |
| <b>REGION VIII TOTALS</b>  | <b>26</b>                            | <b>55</b>          | <b>8</b>           | <b>-109</b>      | <b>-54</b>        | <b>-20</b>        | <b>-94</b>    | <b>7,732</b>     | <b>4,815</b>        | <b>4,067</b>            | <b>232</b>                  | <b>19</b>                      | <b>422</b>                    | <b>14</b>                   | <b>644</b>        | <b>4</b>                     |
| <b>REGION IX</b>           |                                      |                    |                    |                  |                   |                   |               |                  |                     |                         |                             |                                |                               |                             |                   |                              |
| Lunenburg-Queens           | 3                                    | 10                 | 10                 | -40              | -11               | -1                | -29           | 2378             | 1485                | 1142                    | 54                          | 12                             | 228                           | 14                          | 317               | 0                            |
| Shelburne                  | 6                                    | 0                  | 4                  | -13              | -1                | 0                 | -4            | 736              | 422                 | 594                     | 55                          | 7                              | 273                           | 15                          | 304               | 0                            |
| Yarmouth                   | 5                                    | 10                 | 1                  | -13              | -4                | -2                | -3            | 1072             | 760                 | 769                     | 61                          | 1                              | 229                           | 2                           | 217               | 0                            |
| <b>REGION IX TOTALS</b>    | <b>14</b>                            | <b>20</b>          | <b>15</b>          | <b>-66</b>       | <b>-16</b>        | <b>-3</b>         | <b>-36</b>    | <b>4,186</b>     | <b>2,667</b>        | <b>2,505</b>            | <b>170</b>                  | <b>20</b>                      | <b>730</b>                    | <b>31</b>                   | <b>838</b>        | <b>0</b>                     |
| <b>GRAND TOTALS 2014</b>   | <b>382</b>                           | <b>357</b>         | <b>166</b>         | <b>-534</b>      | <b>-256</b>       | <b>-204</b>       | <b>-89</b>    | <b>46,180</b>    | <b>29,467</b>       | <b>28,184</b>           | <b>2,132</b>                | <b>412</b>                     | <b>4,056</b>                  | <b>535</b>                  | <b>7,070</b>      | <b>389</b>                   |
| Grand Totals 2013          | 482                                  | 341                | 198                | -579             | -292              | -121              | 24            | 46,945           | 30,196              | 28,161                  | 2,332                       | 656                            | 4,195                         | 636                         | 7,141             | 398                          |
| Grand Totals 2012          | 381                                  | 347                | 223                | -403             | -260              | -228              | 232           | 57,772           | 33,553              | 26,239                  | 2,381                       | 844                            | 4,093                         | 763                         | 5,945             | 587                          |
| Grand Totals 2011          | 596                                  | 402                | 259                | -591             | -335              | -92               | 239           | 41,680           | 24,931              | 22,284                  | 3,015                       | 859                            | 6838                          | 1027                        | 7352              | 611                          |
| Grand Totals 2010          | 513                                  | 469                | 239                | -599             | -399              | -85               | 175           | 58,924           | 41,159              | 23,621                  | 3,668                       | 684                            | 7,382                         | 1,215                       | 8,884             | 876                          |
| Grand Totals 2009          | 527                                  | 491                | 137                | -646             | -409              | -106              | -6            | 59,105           | 41,668              | 23,535                  | 3,282                       | 702                            | 6,721                         | 1,392                       | 8,840             | 502                          |
| Grand Totals 2008          | 676                                  | 487                | 334                | -616             | -432              | -200              | 249           | 60,499           | 42,886              | 23,887                  | 3,198                       | 552                            | 8,279                         | 1,319                       | 9,051             | 713                          |
| Grand Totals 2007          | 708                                  | 526                | 187                | -693             | -420              | -295              | 13            | 60,252           | 43,187              | 27,046                  | 3,749                       | 603                            | 9,893                         | 1,571                       | 9,512             | 803                          |
| Grand Totals 2006          | 778                                  | 603                | 237                | -636             | -504              | -223              | 255           | 62,070           | 44,727              | 27,369                  | 3,536                       | 936                            | 9,878                         | 1,725                       | 10,786            | 730                          |
| Grand Totals 2005          | 878                                  | 653                | 245                | -722             | -510              | -90               | 454           | 63,223           | 46,118              | 28,013                  | 4,108                       | 799                            | 10,570                        | 1,592                       | 10,563            | 908                          |
| Grand Totals 2004          | 886                                  | 627                | 267                | -803             | -521              | -189              | 267           | 63,352           | 44,831              | 31,625                  | 3,942                       | 895                            | 11,349                        | 1,540                       | 11,402            | N/A                          |
| Grand Totals 2003          | 810                                  | 711                | 157                | -692             | -572              | -250              | 166           | 62,766           | 46,339              | 27,427                  | 3,702                       | 762                            | 11,387                        | 1,536                       | 11,247            | N/A                          |

2014 – 309/450 Churches submitted Annual Church Reports  
 2013 – 321/450 Churches submitted Annual Church Reports

%Closed    \* Closing    <> Meets Occasionally    #No Annual Report Submitted

| NAME OF CHURCH                  | CONVENTION REVENUE                  |                     |                      |                          | LOCAL CHURCH REVENUE |                         |                      |                      |
|---------------------------------|-------------------------------------|---------------------|----------------------|--------------------------|----------------------|-------------------------|----------------------|----------------------|
|                                 | CABC Fund                           | % of Church Revenue | Supplemental Revenue | Total Convention Revenue | Church Revenue       | Missions & Benevolences | Other Church Revenue | Total Church Revenue |
| <b>REGION I</b>                 | <b>SAINT JOHN-KINGS ASSOCIATION</b> |                     |                      |                          |                      |                         |                      |                      |
| Atlantic Community Church #     | 22000.00                            | <b>0.00</b>         | 500.00               | 22500.00                 | 0.00                 | 0.00                    | 0.00                 | 0.00                 |
| Brown's Flat                    | 300.00                              | <b>0.34</b>         | 800.00               | 1100.00                  | 89026.00             | 2692.00                 | 5421.00              | 97139.00             |
| Central Norton                  | 0.00                                | <b>0.00</b>         | 450.00               | 450.00                   | 24280.52             | 0.00                    | 0.00                 | 24280.52             |
| Collina #                       | 995.00                              | <b>0.00</b>         | 345.00               | 1340.00                  | 0.00                 | 0.00                    | 0.00                 | 0.00                 |
| Cornerstone                     | 1545.84                             | <b>0.64</b>         | 1700.00              | 3245.84                  | 241494.00            | 4445.00                 | 0.00                 | 245939.00            |
| Edith Avenue #                  | 7018.05                             | <b>0.00</b>         | 1000.00              | 8018.05                  | 0.00                 | 0.00                    | 0.00                 | 0.00                 |
| Erbs Cove                       | 3440.00                             | <b>5.00</b>         | 2780.00              | 6220.00                  | 68850.00             | 9016.00                 | 0.00                 | 77866.00             |
| Fairfield                       | 750.00                              | <b>1.67</b>         | 250.00               | 1000.00                  | 44965.00             | 250.00                  | 750.00               | 45965.00             |
| Forest Hills                    | 20000.04                            | <b>5.17</b>         | 20600.04             | 40600.08                 | 387173.00            | 39495.00                | 13879.00             | 440547.00            |
| Grand Bay                       | 30025.00                            | <b>6.59</b>         | 4980.00              | 35005.00                 | 455381.00            | 1495.00                 | 22031.00             | 478907.00            |
| Hammond Valley Community Church | 1100.00                             | <b>1.04</b>         | 6465.00              | 7565.00                  | 105902.40            | 713.20                  | 160.00               | 106775.60            |
| Head of Millstream #            | 0.00                                | <b>0.00</b>         | 730.00               | 730.00                   | 0.00                 | 0.00                    | 0.00                 | 0.00                 |
| Hillcrest                       | 11370.00                            | <b>3.21</b>         | 1900.25              | 13270.25                 | 354243.00            | 28406.00                | 9877.00              | 392526.00            |
| Kennebecasis #                  | 18040.00                            | <b>0.00</b>         | 14143.00             | 32183.00                 | 0.00                 | 0.00                    | 0.00                 | 0.00                 |
| Keirstead Mountain              | 250.00                              | <b>0.00</b>         | 699.00               | 949.00                   | 0.00                 | 0.00                    | 0.00                 | 0.00                 |
| Keirsteadville #                | 3000.00                             | <b>7.63</b>         | 600.00               | 3600.00                  | 39321.00             | 0.00                    | 0.00                 | 39321.00             |
| Kingston                        | 6880.00                             | <b>6.39</b>         | 4610.46              | 11490.46                 | 107686.31            | 2147.47                 | 0.00                 | 109833.78            |
| Lancaster                       | 13488.21                            | <b>5.86</b>         | 3243.00              | 16731.21                 | 230059.00            | 3098.00                 | 0.00                 | 233157.00            |
| Lower Millstream #              | 250.00                              | <b>0.00</b>         | 300.00               | 550.00                   | 0.00                 | 0.00                    | 0.00                 | 0.00                 |
| Midland #                       | 5000.00                             | <b>0.00</b>         | 0.00                 | 5000.00                  | 0.00                 | 0.00                    | 0.00                 | 0.00                 |
| Nerepis #                       | 0.00                                | <b>0.00</b>         | 100.00               | 100.00                   | 0.00                 | 0.00                    | 0.00                 | 0.00                 |
| Norton                          | 6675.00                             | <b>5.13</b>         | 600.00               | 7275.00                  | 130042.00            | 1988.00                 | 1027.00              | 133057.00            |
| Penobsquis                      | 7667.00                             | <b>4.15</b>         | 1837.00              | 9504.00                  | 184894.00            | 0.00                    | 8572.00              | 193466.00            |
| RiverCross Church               | 44275.51                            | <b>5.53</b>         | 4332.31              | 48607.82                 | 800816.00            | 54751.00                | 19812.00             | 875379.00            |
| Salt Springs                    | 0.00                                | <b>0.00</b>         | 0.00                 | 0.00                     | 27779.00             | 0.00                    | 0.00                 | 27779.00             |
| Seaside Baptist Church #        | 6000.00                             | <b>0.00</b>         | 7600.00              | 13600.00                 | 0.00                 | 0.00                    | 0.00                 | 0.00                 |
| Snider Mountain %               | 0.00                                | <b>0.00</b>         | 0.00                 | 0.00                     | 0.00                 | 0.00                    | 0.00                 | 0.00                 |
| St. Martins                     | 292.00                              | <b>0.23</b>         | 1100.00              | 1392.00                  | 126279.34            | 3486.00                 | 8181.80              | 137947.14            |
| Sussex                          | 7500.00                             | <b>3.68</b>         | 0.00                 | 7500.00                  | 203891.57            | 0.00                    | 0.00                 | 203891.57            |
| Tabernacle                      | 4850.05                             | <b>4.86</b>         | 1500.21              | 6350.26                  | 99794.63             | 267070.19               | 4876.84              | 371741.66            |
| <b>TOTAL</b>                    | <b>222711.70</b>                    | <b>5.98</b>         | <b>83165.27</b>      | <b>305876.97</b>         | <b>3721877.77</b>    | <b>419052.86</b>        | <b>94587.64</b>      | <b>4235518.27</b>    |

% Closed

\* Closing

<> Meets occasionally

# No annual report submitted

| NAME OF CHURCH                                   | CONVENTION REVENUE              |                     |                      |                          | LOCAL CHURCH REVENUE |                         |                      |                      |
|--|---------------------------------|---------------------|----------------------|--------------------------|----------------------|-------------------------|----------------------|----------------------|
|  | CABC Fund                       | % of Church Revenue | Supplemental Revenue | Total Convention Revenue | Church Revenue       | Missions & Benevolences | Other Church Revenue | Total Church Revenue |
| <b>REGION I</b>                                  | <b>SOUTHWESTERN ASSOCIATION</b> |                     |                      |                          |                      |                         |                      |                      |
| Beaver Harbour                                   | 250.00                          | <b>0.54</b>         | 350.00               | 600.00                   | 46000.00             | 0.00                    | 4800.00              | 50800.00             |
| Calvary United Baptist Church, Black's Harbour # | 600.00                          | <b>0.00</b>         | 400.00               | 1000.00                  | 0.00                 | 0.00                    | 0.00                 | 0.00                 |
| Community Life Church of Grand Manan #           | 3217.75                         | <b>0.00</b>         | 3672.25              | 6890.00                  | 0.00                 | 0.00                    | 0.00                 | 0.00                 |
| Fair Haven                                       | 0.00                            | <b>0.00</b>         | 0.00                 | 0.00                     | 25139.00             | 0.00                    | 0.00                 | 25139.00             |
| Lambert's Cove                                   | 4005.19                         | <b>9.32</b>         | 0.00                 | 4005.19                  | 42982.07             | 0.00                    | 0.00                 | 42982.07             |
| North Head                                       | 3644.00                         | <b>4.62</b>         | 100.00               | 3744.00                  | 78919.30             | 0.00                    | 0.00                 | 78919.30             |
| Pennfield #                                      | 2010.00                         | <b>0.00</b>         | 500.00               | 2510.00                  | 0.00                 | 0.00                    | 0.00                 | 0.00                 |
| Pocologan  | 1500.00                         | <b>8.30</b>         | 0.00                 | 1500.00                  | 18077.00             | 0.00                    | 0.00                 | 18077.00             |
| Rockland Drive                                   | 12000.00                        | <b>11.33</b>        | 500.00               | 12500.00                 | 105871.66            | 2699.89                 | 0.00                 | 108571.55            |
| Rolling Dam                                      | 2000.00                         | <b>9.78</b>         | 800.00               | 2800.00                  | 20441.36             | 3803.70                 | 300.00               | 24545.06             |
| Seal Cove  | 0.00                            | <b>0.00</b>         | 0.00                 | 0.00                     | 96728.00             | 3398.00                 | 2700.00              | 102826.00            |
| Second Falls                                     | 2365.00                         | <b>7.43</b>         | 0.00                 | 2365.00                  | 31844.76             | 0.00                    | 0.00                 | 31844.76             |
| St. Andrews                                      | 8000.00                         | <b>8.37</b>         | 8368.60              | 16368.60                 | 95560.95             | 846.40                  | 0.00                 | 96407.35             |
| St. George #                                     | 9475.00                         | 0.00                | 1000.00              | 10475.00                 | 0.00                 | 0.00                    | 0.00                 | 0.00                 |
| Union Street Atlantic                            | 20000.00                        | <b>7.39</b>         | 2152.78              | 22152.78                 | 270558.34            | 2012.00                 | 5920.55              | 278490.89            |
| Wilson's Beach                                   | 2250.00                         | <b>2.14</b>         | 1500.00              | 3750.00                  | 105124.00            | 4050.00                 | 0.00                 | 109174.00            |
| <b>TOTAL</b>                                     | <b>71316.94</b>                 | <b>7.61</b>         | <b>19343.63</b>      | <b>90660.57</b>          | <b>937246.44</b>     | <b>16809.99</b>         | <b>13720.55</b>      | <b>967776.98</b>     |

% Closed

\* Closing

<> Meets occasionally

# No annual report submitted

| NAME OF CHURCH   | CONVENTION REVENUE              |                     |                      |                          | LOCAL CHURCH REVENUE |                         |                      |                      |
|--|---------------------------------|---------------------|----------------------|--------------------------|----------------------|-------------------------|----------------------|----------------------|
|  | CABC Fund                       | % of Church Revenue | Supplemental Revenue | Total Convention Revenue | Church Revenue       | Missions & Benevolences | Other Church Revenue | Total Church Revenue |
| <b>REGION II</b>                                       | <b>NORTHWESTERN ASSOCIATION</b> |                     |                      |                          |                      |                         |                      |                      |
| Aroostook  | 5616.00                         | <b>6.34</b>         | 100.00               | 5716.00                  | 88517.86             | 1942.00                 | 3830.00              | 94289.86             |
| Assemblee Baptiste Evangelique                         | 1300.00                         | <b>7.40</b>         | 0.00                 | 1300.00                  | 17559.72             | 0.00                    | 2500.00              | 20059.72             |
| Bath   | 1000.00                         | <b>7.44</b>         | 100.00               | 1100.00                  | 13435.00             | 100.00                  | 3825.00              | 17360.00             |
| Beechwood  | 5000.00                         | <b>3.56</b>         | 1750.00              | 6750.00                  | 140605.68            | 250.00                  | 4271.83              | 145127.51            |
| Centreville  | 4000.00                         | <b>2.24</b>         | 2350.00              | 6350.00                  | 178778.00            | 5312.00                 | 2825.00              | 186915.00            |
| Coldstream   | 8000.00                         | <b>5.29</b>         | 0.00                 | 8000.00                  | 151304.72            | 16240.50                | 3584.00              | 171129.22            |
| Eglise Evangelique Baptiste De Ste-Anne de Manawaska # | 6500.00                         | <b>0.00</b>         | 300.00               | 6800.00                  | 0.00                 | 0.00                    | 0.00                 | 0.00                 |
| Florenceville  | 10000.00                        | <b>2.76</b>         | 4300.00              | 14300.00                 | 362704.00            | 2975.00                 | 3089.00              | 368768.00            |
| Grafton #  | 6067.00                         | <b>0.00</b>         | 755.00               | 6822.00                  | 0.00                 | 0.00                    | 0.00                 | 0.00                 |
| Grand Falls #  | 500.00                          | <b>0.00</b>         | 0.00                 | 500.00                   | 0.00                 | 0.00                    | 0.00                 | 0.00                 |
| Hartland   | 6805.00                         | <b>2.66</b>         | 1965.00              | 8770.00                  | 255901.00            | 45234.00                | 1175.00              | 302310.00            |
| Jacksonville   | 18000.00                        | <b>3.03</b>         | 2100.00              | 20100.00                 | 594529.83            | 134988.83               | 0.00                 | 729518.66            |
| Knowlesville   | 1000.00                         | <b>2.28</b>         | 0.00                 | 1000.00                  | 43913.38             | 0.00                    | 0.00                 | 43913.38             |
| Lakeville Good Corner Bloomfield                       | 1500.00                         | <b>2.70</b>         | 200.00               | 1700.00                  | 55489.00             | 400.00                  | 0.00                 | 55889.00             |
| Lindsay #  | 5683.00                         | <b>0.00</b>         | 0.00                 | 5683.00                  | 0.00                 | 0.00                    | 0.00                 | 0.00                 |
| Marne  | 500.00                          | <b>1.74</b>         | 138.00               | 638.00                   | 28675.00             | 1000.00                 | 315.00               | 29990.00             |
| Meductic #   | 8500.00                         | <b>0.00</b>         | 500.00               | 9000.00                  | 0.00                 | 0.00                    | 0.00                 | 0.00                 |
| Mount Pleasant   | 3200.00                         | <b>4.25</b>         | 800.00               | 4000.00                  | 75359.72             | 5090.00                 | 1139.00              | 81588.72             |
| Ortonville #   | 500.00                          | <b>0.00</b>         | 0.00                 | 500.00                   | 0.00                 | 0.00                    | 0.00                 | 0.00                 |
| Peel   | 1000.00                         | <b>3.89</b>         | 1200.00              | 2200.00                  | 25679.80             | 4300.00                 | 0.00                 | 29979.80             |
| Pembroke   | 520.00                          | <b>0.72</b>         | 0.00                 | 520.00                   | 71999.00             | 180.00                  | 0.00                 | 72179.00             |
| Perth-Andover #  | 3040.00                         | <b>0.00</b>         | 0.00                 | 3040.00                  | 0.00                 | 0.00                    | 0.00                 | 0.00                 |
| Plaster Rock   | 5000.00                         | <b>5.35</b>         | 2800.00              | 7800.00                  | 93490.23             | 1000.00                 | 13187.00             | 107677.23            |
| Sisson Ridge #   | 2500.00                         | <b>0.00</b>         | 0.00                 | 2500.00                  | 0.00                 | 0.00                    | 0.00                 | 0.00                 |
| Tracey Mills #   | 0.00                            | <b>0.00</b>         | 0.00                 | 0.00                     | 0.00                 | 0.00                    | 0.00                 | 0.00                 |
| Upper Knoxford #                                       | 330.00                          | <b>0.00</b>         | 0.00                 | 330.00                   | 0.00                 | 0.00                    | 0.00                 | 0.00                 |
| Waterville   | 4000.00                         | <b>7.39</b>         | 0.00                 | 4000.00                  | 54155.08             | 400.00                  | 4336.65              | 58891.73             |
| Wicklow  | 1000.00                         | <b>2.69</b>         | 450.00               | 1450.00                  | 37182.18             | 4988.55                 | 0.00                 | 42170.73             |
| Woodstock #  | 60000.00                        | <b>0.00</b>         | 6901.27              | 66901.27                 | 0.00                 | 0.00                    | 0.00                 | 0.00                 |
| <b>TOTAL</b>   | <b>171061.00</b>                | <b>7.47</b>         | <b>26709.27</b>      | <b>197770.27</b>         | <b>2289279.20</b>    | <b>224400.88</b>        | <b>44077.48</b>      | <b>2557757.56</b>    |

% Closed

\* Closing

<> Meets occasionally

# No annual report submitted

| NAME OF CHURCH                 | CONVENTION REVENUE      |                     |                      |                          | LOCAL CHURCH REVENUE |                         |                      |                      |
|--------------------------------|-------------------------|---------------------|----------------------|--------------------------|----------------------|-------------------------|----------------------|----------------------|
|                                | CABC Fund               | % of Church Revenue | Supplemental Revenue | Total Convention Revenue | Church Revenue       | Missions & Benevolences | Other Church Revenue | Total Church Revenue |
| <b>REGION II</b>               | <b>YORK ASSOCIATION</b> |                     |                      |                          |                      |                         |                      |                      |
| Brunswick Street               | 98000.00                | <b>8.93</b>         | 8700.00              | 106700.00                | 1097966.00           | 105862.00               | 23741.00             | 1227569.00           |
| Burtts Corner #                | 8000.00                 | <b>0.00</b>         | 0.00                 | 8000.00                  | 0.00                 | 0.00                    | 0.00                 | 0.00                 |
| Douglas                        | 29580.00                | <b>7.07</b>         | 11900.00             | 41480.00                 | 418541.00            | 20961.00                | 0.00                 | 439502.00            |
| Faith                          | 5545.00                 | <b>1.54</b>         | 200.00               | 5745.00                  | 360395.02            | 9559.00                 | 22783.00             | 392737.02            |
| Grace Memorial #               | 25436.52                | <b>0.00</b>         | 10749.33             | 36185.85                 | 0.00                 | 0.00                    | 0.00                 | 0.00                 |
| Greenwood Drive                | 15000.00                | <b>5.40</b>         | 3020.00              | 18020.00                 | 277894.00            | 2300.00                 | 6139.95              | 286333.95            |
| Hanwell Community Church #     | 0.00                    | <b>0.00</b>         | 0.00                 | 0.00                     | 0.00                 | 0.00                    | 0.00                 | 0.00                 |
| Harvey                         | 2184.00                 | <b>6.91</b>         | 0.00                 | 2184.00                  | 31614.00             | 200.00                  | 0.00                 | 31814.00             |
| Island View                    | 900.00                  | <b>2.47</b>         | 300.00               | 1200.00                  | 36504.00             | 300.00                  | 0.00                 | 36804.00             |
| Keswick #                      | 7000.00                 | <b>0.00</b>         | 4400.00              | 11400.00                 | 0.00                 | 0.00                    | 0.00                 | 0.00                 |
| Mactaquac #                    | 0.00                    | <b>0.00</b>         | 0.00                 | 0.00                     | 0.00                 | 0.00                    | 0.00                 | 0.00                 |
| Marysville                     | 0.00                    | <b>0.00</b>         | 0.00                 | 0.00                     | 269375.00            | 2650.00                 | 0.00                 | 272025.00            |
| Middle Southampton #           | 400.00                  | <b>0.00</b>         | 0.00                 | 400.00                   | 0.00                 | 0.00                    | 0.00                 | 0.00                 |
| Millville #                    | 1274.67                 | <b>0.00</b>         | 800.00               | 2074.67                  | 0.00                 | 0.00                    | 0.00                 | 0.00                 |
| Nackawic                       | 165.59                  | <b>0.18</b>         | 0.00                 | 165.59                   | 92945.40             | 563.33                  |                      | 93508.73             |
| Nashwaak Village               | 1509.00                 | <b>8.35</b>         | 500.00               | 2009.00                  | 18077.87             | 944.83                  | 690.40               | 19713.10             |
| Nashwaaksis                    | 6179.00                 | <b>2.71</b>         | 2493.00              | 8672.00                  | 228413.46            | 3758.00                 | 800.00               | 232971.46            |
| Scotch Settlement Union Church | 2153.00                 | <b>9.77</b>         | 750.00               | 2903.00                  | 22029.40             | 1750.00                 | 1903.00              | 25682.40             |
| Skyline Acres                  | 2000.00                 | <b>1.40</b>         | 0.00                 | 2000.00                  | 142357.00            | 12511.00                | 2944.00              | 157812.00            |
| Staples Settlement             | 1000.00                 | <b>2.39</b>         | 0.00                 | 1000.00                  | 41898.00             | 2348.00                 |                      | 44246.00             |
| Temperance Vale                | 861.95                  | <b>1.74</b>         | 0.00                 | 861.95                   | 49593.62             | 1534.34                 | 0.00                 | 51127.96             |
| Upper Kingsclear #             | 9600.00                 | <b>0.00</b>         | 0.00                 | 9600.00                  | 0.00                 | 0.00                    | 0.00                 | 0.00                 |
| <b>TOTAL</b>                   | <b>216788.73</b>        | <b>7.02</b>         | <b>43812.33</b>      | <b>260601.06</b>         | <b>3087603.77</b>    | <b>165241.50</b>        | <b>59001.35</b>      | <b>3311846.62</b>    |

% Closed

\* Closing

<> Meets occasionally

# No annual report submitted

| NAME OF CHURCH                 | CONVENTION REVENUE                |                     |                      |                          | LOCAL CHURCH REVENUE |                         |                      |                      |
|--------------------------------|-----------------------------------|---------------------|----------------------|--------------------------|----------------------|-------------------------|----------------------|----------------------|
|                                | CABC Fund                         | % of Church Revenue | Supplemental Revenue | Total Convention Revenue | Church Revenue       | Missions & Benevolences | Other Church Revenue | Total Church Revenue |
| <b>REGION II</b>               | <b>QUEENS-SUNBURY ASSOCIATION</b> |                     |                      |                          |                      |                         |                      |                      |
| Blissville                     | 0.00                              | <b>0.00</b>         | 0.00                 | 0.00                     | 20930.00             | 0.00                    | 0.00                 | 20930.00             |
| Codys                          | 0.00                              | <b>0.00</b>         | 0.00                 | 0.00                     | 13900.00             | 0.00                    | 0.00                 | 13900.00             |
| Cole's Island                  | 3500.00                           | <b>6.40</b>         | 1300.00              | 4800.00                  | 54663.81             | 2450.00                 | 4106.66              | 61220.47             |
| Cumberland Bay                 | 0.00                              | <b>0.00</b>         | 0.00                 | 0.00                     | 63656.36             | 7527.20                 | 0.00                 | 71183.56             |
| First Cambridge                | 1059.00                           | <b>2.37</b>         | 0.00                 | 1059.00                  | 44600.00             | 0.00                    | 0.00                 | 44600.00             |
| First Chipman                  | 0.00                              | <b>0.00</b>         | 0.00                 | 0.00                     | 45514.00             | 1728.00                 | 1805.00              | 49047.00             |
| First Grand Lake               | 3000.00                           | <b>7.92</b>         | 0.00                 | 3000.00                  | 37858.00             | 0.00                    | 0.00                 | 37858.00             |
| First Hampstead %              | 0.00                              | <b>0.00</b>         | 0.00                 | 0.00                     | 12847.33             | 0.00                    | 0.00                 | 12847.33             |
| Fredericton Junction           | 11400.00                          | <b>12.41</b>        | 910.00               | 12310.00                 | 91829.79             | 8561.00                 | 2005.00              | 102395.79            |
| French Lake                    | 1000.00                           | <b>1.11</b>         | 0.00                 | 1000.00                  | 90472.00             | 132.00                  | 0.00                 | 90604.00             |
| Geary                          | 6500.00                           | <b>2.11</b>         | 200.00               | 6700.00                  | 307561.00            | 16735.00                | 6746.00              | 331042.00            |
| Jemseg                         | 7664.00                           | <b>8.21</b>         | 0.00                 | 7664.00                  | 93306.69             | 850.00                  | 1612.00              | 95768.69             |
| Lakeville Corner #             | 1140.00                           | <b>0.00</b>         | 0.00                 | 1140.00                  | 0.00                 | 0.00                    | 0.00                 | 0.00                 |
| Lincoln                        | 5730.00                           | <b>2.96</b>         | 1750.00              | 7480.00                  | 193342.00            | 18198.00                | 0.00                 | 211540.00            |
| Maugerville                    | 3773.91                           | <b>4.26</b>         | 1000.00              | 4773.91                  | 88493.05             | 1202.67                 | 354.09               | 90049.81             |
| Nasonworth                     | 3000.00                           | <b>2.47</b>         | 0.00                 | 3000.00                  | 121364.00            | 17586.00                | 0.00                 | 138950.00            |
| Newcastle Creek #              | 0.00                              | <b>0.00</b>         | 0.00                 | 0.00                     | 0.00                 | 0.00                    | 0.00                 | 0.00                 |
| Oromocto                       | 15000.00                          | <b>5.63</b>         | 844.00               | 15844.00                 | 266645.16            | 1812.55                 | 0.00                 | 268457.71            |
| Queenstown                     | 500.00                            | <b>2.45</b>         | 0.00                 | 500.00                   | 20366.90             | 4000.00                 | 0.00                 | 24366.90             |
| Rusagonis                      | 10000.00                          | <b>5.18</b>         | 0.00                 | 10000.00                 | 193000.00            | 9000.00                 | 48000.00             | 250000.00            |
| Salmon Creek #                 | 0.00                              | <b>0.00</b>         | 0.00                 | 0.00                     | 0.00                 | 0.00                    | 0.00                 | 0.00                 |
| Second Chipman                 | 12067.00                          | <b>8.71</b>         | 694.45               | 12761.45                 | 138498.31            | 2536.00                 | 2113.24              | 143147.55            |
| Tracy                          | 14400.00                          | <b>12.72</b>        | 500.00               | 14900.00                 | 113171.02            | 7610.00                 | 3244.72              | 124025.74            |
| United Baptist Church of Minto | 15000.00                          | <b>9.52</b>         | 300.00               | 15300.00                 | 157621.70            | 5637.00                 | 1059.44              | 164318.14            |
| Upper Gagetown                 | 1145.00                           | <b>8.13</b>         | 0.00                 | 1145.00                  | 14088.15             | 250.00                  | 0.00                 | 14338.15             |
| Waterborough                   | 238.15                            | <b>1.00</b>         | 50.00                | 288.15                   | 23712.29             | 0.00                    | 400.00               | 24112.29             |
| Waterville                     | 0.00                              | <b>0.00</b>         | 0.00                 | 0.00                     | 11199.00             | 0.00                    | 0.00                 | 11199.00             |
| Wirral                         | 1536.25                           | <b>6.90</b>         | 100.00               | 1636.25                  | 22258.79             | 285.00                  | 2958.14              | 25501.93             |
| <b>TOTAL</b>                   | <b>117653.31</b>                  | <b>5.25</b>         | <b>7648.45</b>       | <b>125301.76</b>         | <b>2240899.35</b>    | <b>106100.42</b>        | <b>74404.29</b>      | <b>2421404.06</b>    |

% Closed

\* Closing

<> Meets occasionally

# No annual report submitted

| NAME OF CHURCH        | CONVENTION REVENUE        |                     |                      |                  | LOCAL CHURCH REVENUE |                         |                      |                      |
|-----------------------|---------------------------|---------------------|----------------------|------------------|----------------------|-------------------------|----------------------|----------------------|
|                       | CABC Fund                 | % of Church Revenue | Supplemental Revenue | Total Gifts      | Church Revenue       | Missions & Benevolences | Other Church Revenue | Total Church Revenue |
| <b>REGION III</b>     | <b>ALBERT ASSOCIATION</b> |                     |                      |                  |                      |                         |                      |                      |
| Albert Mines #        | 0.00                      | <b>0.00</b>         | 0.00                 | 0.00             | 0.00                 | 0.00                    | 0.00                 | 0.00                 |
| Alma                  | 1175.00                   | <b>7.29</b>         | 0.00                 | 1175.00          | 16112.05             | 0.00                    | 0.00                 | 16112.05             |
| Dawson Settlement     | 3960.88                   | <b>7.11</b>         | 100.00               | 4060.88          | 55699.19             | 5390.08                 | 382.41               | 61471.68             |
| First Elgin           | 6255.00                   | <b>6.01</b>         | 195.00               | 6450.00          | 104042.32            | 11256.90                | 1494.57              | 116793.79            |
| First Harvey #        | 0.00                      | <b>0.00</b>         | 0.00                 | 0.00             | 0.00                 | 0.00                    | 0.00                 | 0.00                 |
| Five Points           | 4000.00                   | <b>4.53</b>         | 1133.32              | 5133.32          | 88246.00             | 750.00                  | 0.00                 | 88996.00             |
| Gunningsville         | 14500.00                  | <b>7.76</b>         | 1020.00              | 15520.00         | 186883.00            | 2968.00                 | 381.21               | 190232.21            |
| Hillsborough          | 20000.00                  | <b>2.53</b>         | 12699.00             | 32699.00         | 790390.00            | 10383.00                | 10046.00             | 810819.00            |
| Hopewell Hill #       | 1300.00                   | <b>0.00</b>         | 0.00                 | 1300.00          | 0.00                 | 0.00                    | 0.00                 | 0.00                 |
| Lower Cape            | 1000.00                   | <b>0.00</b>         | 0.00                 | 1000.00          | 0.00                 | 0.00                    | 0.00                 | 0.00                 |
| Lower Coverdale       | 2500.02                   | <b>0.80</b>         | 0.00                 | 2500.02          | 312615.00            | 9026.00                 | 0.00                 | 321641.00            |
| Lower Turtle Creek    | 0.00                      | <b>0.00</b>         | 0.00                 | 0.00             | 7455.00              | 0.00                    | 0.00                 | 7455.00              |
| Middlesex             | 3978.00                   | <b>6.41</b>         | 140.00               | 4118.00          | 62039.19             | 12645.80                | 2200.81              | 76885.80             |
| New Horton #          | 0.00                      | <b>0.00</b>         | 0.00                 | 0.00             | 0.00                 | 0.00                    | 0.00                 | 0.00                 |
| Nixon (3rd Coverdale) | 300.00                    | <b>0.00</b>         | 0.00                 | 300.00           | 0.00                 | 0.00                    | 0.00                 | 0.00                 |
| Riverside-Albert      | 2000.00                   | <b>8.09</b>         | 1000.00              | 3000.00          | 24717.83             | 0.00                    | 0.00                 | 24717.83             |
| Riverview             | 20000.00                  | <b>9.08</b>         | 1500.00              | 21500.00         | 220314.23            | 11322.90                | 15744.87             | 247382.00            |
| Salem                 | 3000.00                   | <b>5.82</b>         | 100.00               | 3100.00          | 51529.81             | 0.00                    | 0.00                 | 51529.81             |
| Second Elgin          | 500.00                    | <b>4.14</b>         | 0.00                 | 500.00           | 12079.00             | 250.00                  | 278.00               | 12607.00             |
| Stoney Creek          | 4335.00                   | <b>20.37</b>        | 0.00                 | 4335.00          | 21278.56             | 1900.00                 | 0.00                 | 23178.56             |
| Surrey Valley         | 2500.00                   | <b>2.04</b>         | 0.00                 | 2500.00          | 122571.82            | 5000.00                 | 8000.00              | 135571.82            |
| Weldon                | 2769.50                   | <b>7.08</b>         | 1435.45              | 4204.95          | 39097.85             | 4812.59                 | 661.00               | 44571.44             |
| Whitepine             | 2143.80                   | <b>1.83</b>         | 0.00                 | 2143.80          | 117346.00            | 6575.00                 | 0.00                 | 123921.00            |
| <b>TOTAL</b>          | <b>96217.20</b>           | <b>4.31</b>         | <b>19322.77</b>      | <b>115539.97</b> | <b>2232416.85</b>    | <b>82280.27</b>         | <b>39188.87</b>      | <b>2353885.99</b>    |

% Closed

\* Closing

<> Meets occasionally

# No annual report submitted



| NAME OF CHURCH                               | CONVENTION REVENUE                       |                     |                      |                          | LOCAL CHURCH REVENUE |                         |                      |                      |
|--|--|---------------------|----------------------|--------------------------|----------------------|-------------------------|----------------------|----------------------|
|  | CABC Fund                                | % of Church Revenue | Supplemental Revenue | Total Convention Revenue | Church Revenue       | Missions & Benevolences | Other Church Revenue | Total Church Revenue |
| <b>REGION III</b>                            | <b>MIRAMICHI-NORTH SHORE ASSOCIATION</b> |                     |                      |                          |                      |                         |                      |                      |
| Bayview (Bathurst) #                         | 4080.00                                  | <b>0.00</b>         | 1680.00              | 5760.00                  | 0.00                 | 0.00                    | 0.00                 | 0.00                 |
| Carrol's Crossing %                          | 400.00                                   | <b>0.00</b>         | 0.00                 | 400.00                   | 0.00                 | 0.00                    | 0.00                 | 0.00                 |
| Doaktown #                                   | 3500.00                                  | <b>0.00</b>         | 200.00               | 3700.00                  | 0.00                 | 0.00                    | 0.00                 | 0.00                 |
| Eglise Baptiste Chaleur                      | 1000.00                                  | <b>4.72</b>         | 0.00                 | 1000.00                  | 21176.65             | 0.00                    | 899.00               | 22075.65             |
| First Baptist (Campbellton)                  | 5333.50                                  | <b>4.72</b>         | 4699.00              | 10032.50                 | 113097.68            | 1595.06                 | 1479.78              | 116172.52            |
| Lower Derby #                                | 500.00                                   | <b>0.00</b>         | 0.00                 | 500.00                   | 0.00                 | 0.00                    | 0.00                 | 0.00                 |
| Ludlow                                       | 0.00                                     | <b>0.00</b>         | 0.00                 | 0.00                     | 0.00                 | 0.00                    | 937.00               | 937.00               |
| The Point Church(Formerly Newcastle)         | 54793.20                                 | <b>5.77</b>         | 0.00                 | 54793.20                 | 950093.00            | 5000.00                 | 33000.00             | 988093.00            |
| Restigouche #                                | 0.00                                     | <b>0.00</b>         | 0.00                 | 0.00                     | 0.00                 | 0.00                    | 0.00                 | 0.00                 |
| Upper Blackville                             | 22.50                                    | <b>0.03</b>         | 1248.87              | 1271.37                  | 78282.00             | 510.00                  | 0.00                 | 78792.00             |
| The Point Church(Wellington Street Campus) # | 1200.00                                  | <b>0.00</b>         | 1250.00              | 2450.00                  | 0.00                 | 0.00                    | 0.00                 | 0.00                 |
| <b>TOTAL</b>                                 | <b>70829.20</b>                          | <b>6.09</b>         | <b>9077.87</b>       | <b>79907.07</b>          | <b>1162649.33</b>    | <b>7105.06</b>          | <b>36315.78</b>      | <b>1206070.17</b>    |

% Closed

\* Closing

<> Meets occasionally

# No annual report submitted

| NAME OF CHURCH                              | CONVENTION REVENUE                  |                     |                      |                          | LOCAL CHURCH REVENUE |                         |                      |                      |
|---|-------------------------------------|---------------------|----------------------|--------------------------|----------------------|-------------------------|----------------------|----------------------|
|   | CABC Fund                           | % of Church Revenue | Supplemental Revenue | Total Convention Revenue | Church Revenue       | Missions & Benevolences | Other Church Revenue | Total Church Revenue |
| <b>REGION III</b>                           | <b>WESTMORLAND-KENT ASSOCIATION</b> |                     |                      |                          |                      |                         |                      |                      |
| Berry Mills                                 | 3500.00                             | <b>3.87</b>         | 0.00                 | 3500.00                  | 90449.80             | 1065.00                 | 650.00               | 92164.80             |
| Canaan Station (Bynon Memorial)             | 0.00                                | <b>0.00</b>         | 0.00                 | 0.00                     | 23091.08             | 0.00                    | 0.00                 | 23091.08             |
| Calhoun                                     | 2400.00                             | <b>5.56</b>         | 100.00               | 2500.00                  | 43168.30             | 0.00                    | 0.00                 | 43168.30             |
| Cherryfield                                 | 1425.00                             | <b>0.93</b>         | 0.00                 | 1425.00                  | 153002.00            | 5548.00                 | 822.00               | 159372.00            |
| Corn Hill                                   | 550.00                              | <b>1.25</b>         | 100.00               | 650.00                   | 44129.87             | 0.00                    | 1097.45              | 45227.32             |
| Dundas                                      | 1000.00                             | <b>2.02</b>         | 0.00                 | 1000.00                  | 49537.00             | 890.00                  | 500.00               | 50927.00             |
| First Moncton                               | 52000.00                            | <b>7.23</b>         | 3971.55              | 55971.55                 | 719269.00            | 3145.00                 | 30268.00             | 752682.00            |
| First North River                           | 7248.00                             | <b>3.98</b>         | 0.00                 | 7248.00                  | 182068.00            | 1249.00                 | 5390.00              | 188707.00            |
| First United Baptist Church of Dorchester % | 421.00                              | <b>2.44</b>         | 0.00                 | 421.00                   | 17236.00             | 0.00                    | 0.00                 | 17236.00             |
| Fisher Hill <> #                            | 0.00                                | <b>0.00</b>         | 0.00                 | 0.00                     | 0.00                 | 0.00                    | 0.00                 | 0.00                 |
| Grangeville                                 | 2709.00                             | <b>4.84</b>         | 0.00                 | 2709.00                  | 55942.09             | 386.00                  | 0.00                 | 56328.09             |
| Havelock #                                  | 8153.00                             | <b>0.00</b>         | 300.00               | 8453.00                  | 0.00                 | 0.00                    | 0.00                 | 0.00                 |
| Highfield Street #                          | 25850.00                            | <b>0.00</b>         | 0.00                 | 25850.00                 | 0.00                 | 0.00                    | 0.00                 | 0.00                 |
| Hillgrove #                                 | 0.00                                | <b>0.00</b>         | 0.00                 | 0.00                     | 0.00                 | 0.00                    | 0.00                 | 0.00                 |
| Hillside                                    | 26000.00                            | <b>2.14</b>         | 3500.00              | 29500.00                 | 1213232.00           | 21893.00                | 22314.00             | 1257439.00           |
| Lewis Mountain                              | 3000.00                             | <b>7.41</b>         | 0.00                 | 3000.00                  | 40501.78             | 4321.70                 | 0.00                 | 44823.48             |
| Lewisville #                                | 8000.00                             | <b>0.00</b>         | 591.15               | 8591.15                  | 0.00                 | 0.00                    | 0.00                 | 0.00                 |
| McKees Mills                                | 5499.56                             | <b>8.79</b>         | 2000.00              | 7499.56                  | 62557.67             | 1618.56                 | 475.00               | 64651.23             |
| Middle Sackville                            | 15915.00                            | <b>5.21</b>         | 954.00               | 16869.00                 | 305750.00            | 1439.00                 | 37315.00             | 344504.00            |
| Midgic                                      | 6684.00                             | <b>14.70</b>        | 1125.00              | 7809.00                  | 45484.50             | 2024.42                 | 0.00                 | 47508.92             |
| New Canaan                                  | 0.00                                | <b>0.00</b>         | 0.00                 | 0.00                     | 27667.19             | 0.00                    | 0.00                 | 27667.19             |
| Petitcodiac                                 | 12288.50                            | <b>4.70</b>         | 250.00               | 12538.50                 | 261713.00            | 2551.00                 | 0.00                 | 264264.00            |
| Portage Vale                                | 2527.39                             | <b>8.67</b>         | 0.00                 | 2527.39                  | 29145.11             | 2400.00                 | 450.00               | 31995.11             |
| Riverglade                                  | 1200.00                             | <b>2.05</b>         | 100.00               | 1300.00                  | 58595.00             | 0.00                    | 0.00                 | 58595.00             |
| Salisbury                                   | 18000.00                            | <b>5.51</b>         | 500.00               | 18500.00                 | 326964.44            | 11269.55                | 294069.86            | 632303.85            |
| Second North River #                        | 2500.00                             | <b>0.00</b>         | 1583.32              | 4083.32                  | 0.00                 | 0.00                    | 0.00                 | 0.00                 |
| Shediac Bay Community Church #              | 9000.00                             | <b>0.00</b>         | 0.00                 | 9000.00                  | 0.00                 | 0.00                    | 0.00                 | 0.00                 |
| Steeves Mountain                            | 8200.00                             | <b>16.86</b>        | 1250.00              | 9450.00                  | 48623.00             | 5311.00                 | 1300.00              | 55234.00             |
| Steeves Settlement #                        | 600.00                              | <b>0.00</b>         | 0.00                 | 600.00                   | 0.00                 | 0.00                    | 0.00                 | 0.00                 |
| Sunny Brae                                  | 9200.00                             | <b>4.42</b>         | 0.00                 | 9200.00                  | 208306.00            | 4904.00                 | 3067.00              | 216277.00            |
| The Glades %                                | 0.00                                | <b>0.00</b>         | 320.00               | 320.00                   | 0.00                 | 0.00                    | 0.00                 | 0.00                 |
| The Journey Church                          | 6500.00                             | <b>1.05</b>         | 0.00                 | 6500.00                  | 620701.00            | 12643.00                | 824.00               | 634168.00            |
| Uplands                                     | 2910.00                             | <b>2.56</b>         | 0.00                 | 2910.00                  | 113600.00            | 114.00                  | 1020.00              | 114734.00            |
| Victory #                                   | 1800.00                             | <b>0.00</b>         | 1700.00              | 3500.00                  | 0.00                 | 0.00                    | 0.00                 | 0.00                 |
| West Lane #                                 | 0.00                                | <b>0.00</b>         | 0.00                 | 0.00                     | 0.00                 | 0.00                    | 0.00                 | 0.00                 |
| Wheaton Settlement                          | 1273.00                             | <b>2.45</b>         | 100.00               | 1373.00                  | 51944.00             | 901.33                  | 7679.69              | 60525.02             |
| <b>TOTAL</b>                                | <b>246353.45</b>                    | <b>5.14</b>         | <b>18445.02</b>      | <b>264798.47</b>         | <b>4792677.83</b>    | <b>83673.56</b>         | <b>407242.00</b>     | <b>5283593.39</b>    |

% Closed

\* Closing

<> Meets occasionally

# No annual report submitted

| NAME OF CHURCH                | CONVENTION REVENUE          |                     |                      |                          | LOCAL CHURCH REVENUE |                         |                      |                      |
|-------------------------------|-----------------------------|---------------------|----------------------|--------------------------|----------------------|-------------------------|----------------------|----------------------|
|                               | CABC Fund                   | % of Church Revenue | Supplemental Revenue | Total Convention Revenue | Church Revenue       | Missions & Benevolences | Other Church Revenue | Total Church Revenue |
| <b>REGION IV</b>              | <b>PRINCE EDWARD ISLAND</b> |                     |                      |                          |                      |                         |                      |                      |
| Alberton #                    | 1000.00                     | <b>0.00</b>         | 0.00                 | 1000.00                  | 0.00                 | 0.00                    | 0.00                 | 0.00                 |
| Alexandra                     | 4500.00                     | <b>8.29</b>         | 0.00                 | 4500.00                  | 54309.59             | 150.00                  | 850.00               | 55309.59             |
| Bedeque                       | 6150.00                     | <b>7.18</b>         | 300.00               | 6450.00                  | 85631.81             | 2141.34                 | 1006.94              | 88780.09             |
| Belmont #                     | 3400.00                     | <b>0.00</b>         | 100.00               | 3500.00                  | 0.00                 | 0.00                    | 0.00                 | 0.00                 |
| Bonshaw * #                   | 0.00                        | <b>0.00</b>         | 0.00                 | 0.00                     | 0.00                 | 0.00                    | 0.00                 | 0.00                 |
| Cavendish <>                  | 500.00                      | <b>0.00</b>         | 0.00                 | 500.00                   | 0.00                 | 0.00                    | 0.00                 | 0.00                 |
| Central Kings (Dundas) #      | 400.00                      | <b>0.00</b>         | 600.00               | 1000.00                  | 0.00                 | 0.00                    | 0.00                 | 0.00                 |
| Clyde River #                 | 1863.00                     | <b>0.00</b>         | 1000.00              | 2863.00                  | 0.00                 | 0.00                    | 0.00                 | 0.00                 |
| Cornerstone                   | 15000.00                    | <b>1.96</b>         | 2500.00              | 17500.00                 | 765000.00            | 42000.00                | 15000.00             | 822000.00            |
| First Baptist (Charlottetown) | 33150.00                    | <b>8.45</b>         | 1125.00              | 34275.00                 | 392354.00            | 4910.00                 | 11976.00             | 409240.00            |
| Kingsboro                     | 14270.00                    | <b>7.40</b>         | 7377.55              | 21647.55                 | 192957.37            | 1724.00                 | 13563.71             | 208245.08            |
| Long Creek                    | 0.00                        | <b>0.00</b>         | 0.00                 | 0.00                     | 62300.00             | 500.00                  | 15000.00             | 77800.00             |
| Montague #                    | 1200.00                     | <b>0.00</b>         | 0.00                 | 1200.00                  | 0.00                 | 0.00                    | 0.00                 | 0.00                 |
| Murray Harbour                | 4000.00                     | <b>3.65</b>         | 668.48               | 4668.48                  | 109737.00            | 2808.00                 | 0.00                 | 112545.00            |
| Murray River                  | 10889.00                    | <b>13.34</b>        | 1500.00              | 12389.00                 | 81635.77             | 3382.00                 | 750.51               | 85768.28             |
| Springfield West-O'Leary      | 11458.34                    | <b>5.47</b>         | 6327.00              | 17785.34                 | 209434.00            | 0.00                    | 1299.59              | 0.00                 |
| Sturgeon #                    | 155.00                      | <b>0.00</b>         | 75.00                | 230.00                   | 0.00                 | 0.00                    | 0.00                 | 0.00                 |
| Summerside                    | 10320.00                    | <b>4.50</b>         | 2666.00              | 12986.00                 | 229528.00            | 4741.00                 | 0.00                 | 234269.00            |
| Tryon-Westmoreland            | 2250.00                     | <b>7.17</b>         | 0.00                 | 2250.00                  | 31398.82             | 0.00                    | 0.00                 | 31398.82             |
| <b>TOTAL</b>                  | <b>120505.34</b>            | <b>5.44</b>         | <b>24239.03</b>      | <b>144744.37</b>         | <b>2214286.36</b>    | <b>62356.34</b>         | <b>59446.75</b>      | <b>2336089.45</b>    |

% Closed

\* Closing

&lt;&gt; Meets occasionally

# No annual report submitted

| NAME OF CHURCH                       | CONVENTION REVENUE                             |                     |                      |                          | LOCAL CHURCH REVENUE |                         |                      |                      |
|--------------------------------------|--|---------------------|----------------------|--------------------------|----------------------|-------------------------|----------------------|----------------------|
|                                      | CABC Fund                                      | % of Church Revenue | Supplemental Revenue | Total Convention Revenue | Church Revenue       | Missions & Benevolences | Other Church Revenue | Total Church Revenue |
| <b>REGION V</b>                      | <b>NEWFOUNDLAND &amp; LABRADOR ASSOCIATION</b> |                     |                      |                          |                      |                         |                      |                      |
| Calvary Baptist Church #             | 10000.00                                       | <b>0.00</b>         | 0.00                 | 10000.00                 | 0.00                 | 0.00                    | 0.00                 | 0.00                 |
| Clarenville #                        | 0.00   | <b>0.00</b>         | 0.00                 | 0.00                     | 0.00                 | 0.00                    | 0.00                 | 0.00                 |
| Corner Brook #                       | 15500.00                                       | <b>0.00</b>         | 0.00                 | 15500.00                 | 0.00                 | 0.00                    | 0.00                 | 0.00                 |
| Gander #                             | 1150.00  | <b>0.00</b>         | 0.00                 | 1150.00                  | 0.00                 | 0.00                    | 0.00                 | 0.00                 |
| Lewisporte #                         | 0.00   | <b>0.00</b>         | 0.00                 | 0.00                     | 0.00                 | 0.00                    | 0.00                 | 0.00                 |
| Northern Cross Community Church #    | 0.00   | <b>0.00</b>         | 0.00                 | 0.00                     | 0.00                 | 0.00                    | 0.00                 | 0.00                 |
| West End of St. John's, Newfoundland | 12000.00                                       | <b>2.67</b>         | 0.00                 | 12000.00                 | 449083.00            | 18945.00                | 11969.00             | 479997.00            |
| <b>TOTAL</b>                         | <b>38650.00</b>                                | <b>8.61</b>         | <b>0.00</b>          | <b>38650.00</b>          | <b>449083.00</b>     | <b>18945.00</b>         | <b>11969.00</b>      | <b>479997.00</b>     |
| <b>REGION V</b>                      | <b>CAPE BRETON ASSOCIATION</b>                 |                     |                      |                          |                      |                         |                      |                      |
| Calvary (North Sydney) #             | 4570.86  | <b>0.00</b>         | 100.00               | 4670.86                  | 0.00                 | 0.00                    | 0.00                 | 0.00                 |
| Clyde Avenue                         | 3592.00  | <b>3.55</b>         | 750.00               | 4342.00                  | 101195.92            | 0.00                    | 0.00                 | 101195.92            |
| Glance Bay                           | 2907.50  | <b>9.86</b>         | 754.00               | 3661.50                  | 29474.00             | 300.00                  | 0.00                 | 29774.00             |
| Port Hawkesbury                      | 715.00   | <b>0.87</b>         | 0.00                 | 715.00                   | 82314.58             | 10785.00                | 1652.31              | 94751.89             |
| Sydney New Life #                    | 0.00   | <b>0.00</b>         | 0.00                 | 0.00                     | 0.00                 | 0.00                    | 0.00                 | 0.00                 |
| <b>TOTAL</b>                         | <b>11785.36</b>                                | <b>5.53</b>         | <b>1604.00</b>       | <b>13389.36</b>          | <b>212984.50</b>     | <b>11085.00</b>         | <b>1652.31</b>       | <b>225721.81</b>     |
| <b>REGION V</b>                      | <b>ANTIGONISH-GUYSBOROUGH ASSOCIATION</b>      |                     |                      |                          |                      |                         |                      |                      |
| Canso                                | 0.00   | <b>0.00</b>         | 0.00                 | 0.00                     | 37874.00             | 0.00                    | 0.00                 | 37874.00             |
| Goldboro                             | 0.00   | <b>0.00</b>         | 0.00                 | 0.00                     | 11724.95             | 0.00                    | 0.00                 | 11724.95             |
| Guysborough #                        | 1240.00  | <b>0.00</b>         | 1982.00              | 3222.00                  | 0.00                 | 0.00                    | 0.00                 | 0.00                 |
| New Harbour #                        | 300.00   | <b>0.00</b>         | 1300.00              | 1600.00                  | 0.00                 | 0.00                    | 0.00                 | 0.00                 |
| Port Bickerton                       | 1500.00  | <b>8.14</b>         | 0.00                 | 1500.00                  | 18419.00             | 265.00                  | 254.00               | 18938.00             |
| Port Hillford                        | 700.00   | <b>1.48</b>         | 400.00               | 1100.00                  | 47388.00             | 0.00                    | 329.00               | 47717.00             |
| Seal Harbour                         | 0.00   | <b>0.00</b>         | 100.00               | 100.00                   | 20845.00             | 0.00                    | 0.00                 | 20845.00             |
| Sonora                               | 1250.00  | <b>5.28</b>         | 75.00                | 1325.00                  | 23661.00             | 280.00                  | 129.00               | 24070.00             |
| <b>TOTAL</b>                         | <b>4990.00</b>                                 | <b>3.12</b>         | <b>3857.00</b>       | <b>8847.00</b>           | <b>159911.95</b>     | <b>545.00</b>           | <b>712.00</b>        | <b>161168.95</b>     |

% Closed

\* Closing

&lt;&gt; Meets occasionally

# No annual report submitted

| NAME OF CHURCH                    | CONVENTION REVENUE                   |                     |                      |                          | LOCAL CHURCH REVENUE |                         |                      |                      |
|-----------------------------------|--------------------------------------|---------------------|----------------------|--------------------------|----------------------|-------------------------|----------------------|----------------------|
|                                   | CABC Fund                            | % of Church Revenue | Supplemental Revenue | Total Convention Revenue | Church Revenue       | Missions & Benevolences | Other Church Revenue | Total Church Revenue |
| <b>REGION VI</b>                  | <b>CUMBERLAND ASSOCIATION</b>        |                     |                      |                          |                      |                         |                      |                      |
| Advocate #                        | 0.00                                 | <b>0.00</b>         | 0.00                 | 0.00                     | 0.00                 | 0.00                    | 0.00                 | 0.00                 |
| Amherst First #                   | 4591.57                              | <b>0.00</b>         | 1406.75              | 5998.32                  | 0.00                 | 0.00                    | 0.00                 | 0.00                 |
| Apple River                       | 0.00                                 | <b>0.00</b>         | 0.00                 | 0.00                     | 1823.83              | 0.00                    | 0.00                 | 1823.83              |
| Diligent River                    | 500.00                               | <b>4.87</b>         | 0.00                 | 500.00                   | 10268.94             | 0.00                    | 0.00                 | 10268.94             |
| Little River #                    | 500.00                               | <b>0.00</b>         | 250.00               | 750.00                   | 0.00                 | 0.00                    | 0.00                 | 0.00                 |
| Millvale                          | 1350.00                              | <b>5.24</b>         | 0.00                 | 1350.00                  | 25777.66             | 727.00                  | 0.00                 | 26504.66             |
| Oxford                            | 2500.00                              | <b>6.52</b>         | 660.00               | 3160.00                  | 38348.00             | 516.00                  | 953.00               | 39817.00             |
| Parrsboro                         | 5500.00                              | <b>6.54</b>         | 550.00               | 6050.00                  | 84160.26             | 631.00                  | 364.83               | 85156.09             |
| Port Greville                     | 0.00                                 | <b>0.00</b>         | 100.00               | 100.00                   | 36168.11             | 400.00                  | 3450.00              | 40018.11             |
| Pugwash Memorial                  | 1500.00                              | <b>1.73</b>         | 550.00               | 2050.00                  | 86929.75             | 310.00                  | 1855.71              | 89095.46             |
| River Hebert                      | 1674.60                              | <b>2.30</b>         | 550.00               | 2224.60                  | 72652.87             | 0.00                    | 0.00                 | 72652.87             |
| Southampton                       | 0.00                                 | <b>0.00</b>         | 0.00                 | 0.00                     | 0.00                 | 0.00                    | 0.00                 | 0.00                 |
| Springhill                        | 11000.00                             | <b>6.36</b>         | 2195.00              | 13195.00                 | 173000.00            | 1500.00                 | 8500.00              | 183000.00            |
| Wallace River #                   | 3000.00                              | <b>0.00</b>         | 40.00                | 3040.00                  | 0.00                 | 0.00                    | 0.00                 | 0.00                 |
| Wentworth #                       | 0.00                                 | <b>0.00</b>         | 0.00                 | 0.00                     | 0.00                 | 0.00                    | 0.00                 | 0.00                 |
| Westchester #                     | 0.00                                 | <b>0.00</b>         | 0.00                 | 0.00                     | 0.00                 | 0.00                    | 0.00                 | 0.00                 |
| <b>TOTAL</b>                      | <b>32116.17</b>                      | <b>6.07</b>         | <b>6301.75</b>       | <b>38417.92</b>          | <b>529129.42</b>     | <b>4084.00</b>          | <b>15123.54</b>      | <b>548336.96</b>     |
| <b>REGION VI</b>                  | <b>COLCHESTER-PICTOU ASSOCIATION</b> |                     |                      |                          |                      |                         |                      |                      |
| Bass River                        | 500.00                               | <b>0.81</b>         | 0.00                 | 500.00                   | 61664.00             | 0.00                    | 0.00                 | 61664.00             |
| Belmont                           | 1603.00                              | <b>0.00</b>         | 150.00               | 1753.00                  | 0.00                 | 0.00                    | 0.00                 | 0.00                 |
| Brookfield #                      | 8026.00                              | <b>0.00</b>         | 1400.00              | 9426.00                  | 0.00                 | 0.00                    | 0.00                 | 0.00                 |
| Central New Annan                 | 500.00                               | <b>2.42</b>         | 400.00               | 900.00                   | 20675.31             | 0.00                    | 0.00                 | 20675.31             |
| Debert                            | 2438.75                              | <b>10.16</b>        | 350.00               | 2788.75                  | 24000.00             | 220.00                  | 100.00               | 24320.00             |
| First Baptist (Truro) #           | 0.00                                 | <b>0.00</b>         | 0.00                 | 0.00                     | 0.00                 | 0.00                    | 0.00                 | 0.00                 |
| First New Glasgow                 | 16000.00                             | <b>7.70</b>         | 4370.05              | 20370.05                 | 207802.00            | 2660.00                 | 5360.00              | 215822.00            |
| Immanuel Baptist (Truro)          | 52000.00                             | <b>10.51</b>        | 9565.00              | 61565.00                 | 494724.00            | 113693.00               | 0.00                 | 608417.00            |
| Portapique (Montrose) <>          | 0.00                                 | <b>0.00</b>         | 0.00                 | 0.00                     | 0.00                 | 0                       | 0                    | 0.00                 |
| Stewiacke #                       | 3232.40                              | <b>0.00</b>         | 750.00               | 3982.40                  | 0.00                 | 0.00                    | 0.00                 | 0.00                 |
| Truro Heights #                   | 4155.00                              | <b>0.00</b>         | 850.00               | 5005.00                  | 0.00                 | 0.00                    | 0.00                 | 0.00                 |
| United Baptist Church of Nuttby # | 1415.00                              | <b>0.00</b>         | 0.00                 | 1415.00                  | 0.00                 | 0.00                    | 0.00                 | 0.00                 |
| Wittenburg                        | 1787.50                              | <b>1.05</b>         | 235.00               | 2022.50                  | 170516.00            | 17825.33                | 0.00                 | 188341.33            |
| <b>TOTAL</b>                      | <b>91657.65</b>                      | <b>9.36</b>         | <b>18070.05</b>      | <b>109727.70</b>         | <b>979381.31</b>     | <b>134398.33</b>        | <b>5460.00</b>       | <b>1119239.64</b>    |

% Closed

\* Closing

<> Meets occasionally

# No annual report submitted

| NAME OF CHURCH                       | CONVENTION REVENUE         |                     |                      |                          | LOCAL CHURCH REVENUE |                         |                      |                      |
|--------------------------------------|----------------------------|---------------------|----------------------|--------------------------|----------------------|-------------------------|----------------------|----------------------|
|                                      | CABC Fund                  | % of Church Revenue | Supplemental Revenue | Total Convention Revenue | Church Revenue       | Missions & Benevolences | Other Church Revenue | Total Church Revenue |
| <b>REGION VI</b>                     | <b>HALIFAX ASSOCIATION</b> |                     |                      |                          |                      |                         |                      |                      |
| 1st New Beginnings Ministries        | 0.00                       | <b>0.00</b>         | 0.00                 | 0.00                     | 459606.00            | 9886.55                 | 0.00                 | 469492.55            |
| Bayers Road #                        | 13820.34                   | <b>0.00</b>         | 5632.55              | 19452.89                 | 0                    | 0                       | 0                    | 0.00                 |
| Bedford                              | 21000.00                   | <b>4.53</b>         | 3720.00              | 24720.00                 | 463418.00            | 24402.00                | 11101.00             | 498921.00            |
| Bethel #                             | 2071.75                    | <b>0.00</b>         | 1000.00              | 3071.75                  | 0.00                 | 0.00                    | 0.00                 | 0.00                 |
| Birch Cove                           | 22000.00                   | <b>4.30</b>         | 8141.00              | 30141.00                 | 511072.00            | 15259.00                | 39180.00             | 565511.00            |
| Birchy Head #                        | 0.00                       | <b>0.00</b>         | 0.00                 | 0.00                     | 0.00                 | 0.00                    | 0.00                 | 0.00                 |
| Eastern Passage                      | 0.00                       | <b>0.00</b>         | 0.00                 | 0.00                     | 0.00                 | 0.00                    | 0.00                 | 0.00                 |
| Elmsdale                             | 3951.00                    | <b>3.80</b>         | 65.00                | 4016.00                  | 104040.21            | 20.00                   | 144.90               | 104205.11            |
| Faith (Lower Sackville)              | 7105.00                    | <b>4.64</b>         | 500.00               | 7605.00                  | 153066.00            | 5423.00                 | 0.00                 | 158489.00            |
| First Baptist Church Dartmouth #     | 24999.96                   | <b>0.00</b>         | 5120.00              | 30119.96                 | 0.00                 | 0.00                    | 0.00                 | 0.00                 |
| First Baptist Church, Halifax %      | 0.00                       | <b>0.00</b>         | 6261.88              | 6261.88                  | 0.00                 | 0.00                    | 0.00                 | 0.00                 |
| Foundation                           | 1866.69                    | <b>3.55</b>         | 0.00                 | 1866.69                  | 52594.28             | 0.00                    | 0.00                 | 52594.28             |
| Hammonds Plains First #              | 550.00                     | <b>0.00</b>         | 700.00               | 1250.00                  | 0.00                 | 0.00                    | 0.00                 | 0.00                 |
| Head of St. Margaret's Bay #         | 2600.00                    | <b>0.00</b>         | 2100.00              | 4700.00                  | 0.00                 | 0.00                    | 0.00                 | 0.00                 |
| Jeddore                              | 1500.00                    | <b>1.33</b>         | 0.00                 | 1500.00                  | 112487.76            | 729.05                  | 10841.49             | 124058.30            |
| Mulgrave Park                        | 5000.00                    | <b>4.85</b>         | 700.00               | 5700.00                  | 103067.00            | 100.00                  | 973.00               | 104140.00            |
| New Life Community Church            | 4125.00                    | <b>5.01</b>         | 250.00               | 4375.00                  | 82276.00             | 0.00                    | 500.00               | 82776.00             |
| Regal Road #                         | 3500.00                    | <b>0.00</b>         | 130.00               | 3630.00                  | 0.00                 | 0.00                    | 0.00                 | 0.00                 |
| Sackville                            | 2260.00                    | <b>2.60</b>         | 300.00               | 2560.00                  | 86883.00             | 1815.00                 | 295.00               | 88993.00             |
| Sackville Christian Fellowship       | 0.00                       | <b>0.00</b>         | 1500.00              | 1500.00                  | 32267.2              | 0.00                    | 6010.45              | 38277.65             |
| Shiloh Community Church #            | 0.00                       | <b>0.00</b>         | 100.00               | 100.00                   | 0.00                 | 0.00                    | 0.00                 | 0.00                 |
| South End                            | 2000.00                    | <b>1.51</b>         | 0.00                 | 2000.00                  | 132198.60            | 121.32                  | 6310.70              | 138630.62            |
| Spryfield Christian Community Church | 1515.00                    | <b>1.89</b>         | 1110.00              | 2625.00                  | 80000.00             | 705.00                  | 0.00                 | 80705.00             |
| Stevens Road #                       | 6300.00                    | <b>0.00</b>         | 5300.00              | 11600.00                 | 0.00                 | 0.00                    | 0.00                 | 0.00                 |
| Timberlea                            | 2000.00                    | <b>1.78</b>         | 900.00               | 2900.00                  | 112494.00            | 787.00                  | 1917.00              | 115198.00            |
| Uniacke                              | 845.00                     | <b>1.08</b>         | 100.00               | 945.00                   | 77891.68             | 4332.81                 | 0                    | 82224.49             |
| West End                             | 16500.00                   | <b>7.16</b>         | 2970.00              | 19470.00                 | 230457.00            | 0.00                    | 15209.00             | 245666.00            |
| <b>TOTAL</b>                         | <b>145509.74</b>           | <b>5.21</b>         | <b>46600.43</b>      | <b>192110.17</b>         | <b>2793818.73</b>    | <b>63580.73</b>         | <b>92482.54</b>      | <b>2949882.00</b>    |

% Closed

\* Closing

<> Meets occasionally

# No annual report submitted

| NAME OF CHURCH       | CONVENTION REVENUE         |                     |                      |                          | LOCAL CHURCH REVENUE |                         |                      |                      |
|----------------------|----------------------------|---------------------|----------------------|--------------------------|----------------------|-------------------------|----------------------|----------------------|
|                      | CABC Fund                  | % of Church Revenue | Supplemental Revenue | Total Convention Revenue | Church Revenue       | Missions & Benevolences | Other Church Revenue | Total Church Revenue |
| <b>REGION VII</b>    | <b>AFRICAN ASSOCIATION</b> |                     |                      |                          |                      |                         |                      |                      |
| Acaciaville #        | 0.00                       | <b>0.00</b>         | 0.00                 | 0.00                     | 0.00                 | 0.00                    | 0.00                 | 0.00                 |
| Beechville #         | 500.00                     | <b>0.00</b>         | 0.00                 | 500.00                   | 0.00                 | 0.00                    | 0.00                 | 0.00                 |
| Cherry Brook #       | 2100.00                    | <b>0.00</b>         | 0.00                 | 2100.00                  | 0.00                 | 0.00                    | 0.00                 | 0.00                 |
| Cobequid Road        | 0.00                       | <b>0.00</b>         | 0.00                 | 0.00                     | 55089.85             | 0.00                    | 551.00               | 55640.85             |
| Cornwallis Street    | 0.00                       | <b>0.00</b>         | 0.00                 | 0.00                     | 186135.00            | 0.00                    | 0.00                 | 186135.00            |
| East Preston #       | 0.00                       | <b>0.00</b>         | 0.00                 | 0.00                     | 0.00                 | 0.00                    | 0.00                 | 0.00                 |
| Emmanuel             | 6996.00                    | <b>1.34</b>         | 1500.00              | 8496.00                  | 522515.48            | 12239.98                | 9360.00              | 544115.46            |
| Gibson Woods #       | 0.00                       | <b>0.00</b>         | 0.00                 | 0.00                     | 0.00                 | 0.00                    | 0.00                 | 0.00                 |
| Greenville #         | 0.00                       | <b>0.00</b>         | 0.00                 | 0.00                     | 0.00                 | 0.00                    | 0.00                 | 0.00                 |
| Inglewood            | 750.00                     | <b>5.00</b>         | 0.00                 | 750.00                   | 15000.00             | 125.00                  | 1500.00              | 16625.00             |
| Lucasville #         | 0.00                       | <b>0.00</b>         | 0.00                 | 0.00                     | 0.00                 | 0.00                    | 0.00                 | 0.00                 |
| Mount Beulah #       | 0.00                       | <b>0.00</b>         | 0.00                 | 0.00                     | 0.00                 | 0.00                    | 0.00                 | 0.00                 |
| Saint Thomas #       | 0.00                       | <b>0.00</b>         | 0.00                 | 0.00                     | 0.00                 | 0.00                    | 0.00                 | 0.00                 |
| Second (New Glasgow) | 2604.50                    | <b>4.42</b>         | 292.55               | 2897.05                  | 58926.00             | 0.00                    | 756.00               | 59682.00             |
| Sunnyville           | 0.00                       | <b>0.00</b>         | 0.00                 | 0.00                     | 6750.90              | 0.00                    | 0.00                 | 6750.90              |
| Tracadie #           | 100.00                     | <b>0.00</b>         | 0.00                 | 100.00                   | 0.00                 | 0.00                    | 0.00                 | 0.00                 |
| Victoria Road        | 2800.00                    | <b>2.31</b>         | 200.00               | 3000.00                  | 120977.58            | 2861.55                 | 2431.27              | 126270.40            |
| Windsor Plains       | 0.00                       | <b>0.00</b>         | 0.00                 | 0.00                     | 0.00                 | 0.00                    | 0.00                 | 0.00                 |
| Zion (Truro)         | 500.00                     | <b>1.14</b>         | 0.00                 | 500.00                   | 44038.72             | 0.00                    | 0.00                 | 0.00                 |
| <b>TOTAL</b>         | <b>16350.50</b>            | <b>1.62</b>         | <b>1992.55</b>       | <b>18343.05</b>          | <b>1009433.53</b>    | <b>15226.53</b>         | <b>14598.27</b>      | <b>1039258.33</b>    |

% Closed

\* Closing

<> Meets occasionally

# No annual report submitted

| NAME OF CHURCH                        | CONVENTION REVENUE                  |                     |                      |                          | LOCAL CHURCH REVENUE |                         |                      |                      |
|---------------------------------------|-------------------------------------|---------------------|----------------------|--------------------------|----------------------|-------------------------|----------------------|----------------------|
|                                       | CABC Fund                           | % of Church Revenue | Supplemental Revenue | Total Convention Revenue | Church Revenue       | Missions & Benevolences | Other Church Revenue | Total Church Revenue |
| <b>REGION VIII</b>                    | <b>ANNAPOLIS –DIGBY ASSOCIATION</b> |                     |                      |                          |                      |                         |                      |                      |
| Bear River                            | 2709.70                             | <b>2.76</b>         | 200.00               | 2909.70                  | 98124.00             | 500.00                  | 855.00               | 99479.00             |
| Bear River East                       | 1000.00                             | <b>4.59</b>         | 0.00                 | 1000.00                  | 21767.07             | 0.00                    | 1144.56              | 22911.63             |
| Bethel (Ashmore)                      | 1500.00                             | <b>3.82</b>         | 1050.00              | 2550.00                  | 39292.54             | 0.00                    | 0.00                 | 39292.54             |
| Bridgetown                            | 21130.00                            | <b>12.03</b>        | 4454.60              | 25584.60                 | 175716.00            | 2614.45                 | 5566.00              | 183896.45            |
| Centrelea                             | 3303.56                             | <b>10.61</b>        | 648.65               | 3952.21                  | 31122.17             | 423.00                  | 655.00               | 32200.17             |
| Centreville (Digby Neck First) % #    | 0.00                                | <b>0.00</b>         | 0.00                 | 0.00                     | 0.00                 | 0.00                    | 0.00                 | 0.00                 |
| Clarence *                            | 75.00                               | <b>1.89</b>         | 50.00                | 125.00                   | 3960.56              | 0.00                    | 0.00                 | 3960.56              |
| Clementsport #                        | 0.00                                | <b>0.00</b>         | 0.00                 | 0.00                     | 0.00                 | 0.00                    | 0.00                 | 0.00                 |
| Clementsvale #                        | 1120.00                             | <b>0.00</b>         | 50.00                | 1170.00                  | 0.00                 | 0.00                    | 0.00                 | 0.00                 |
| Culloden                              | 1086.00                             | <b>4.97</b>         | 0.00                 | 1086.00                  | 21841.19             | 0.00                    | 0.00                 | 21841.19             |
| Deep Brook                            | 2270.00                             | <b>5.28</b>         | 0.00                 | 2270.00                  | 42964.00             | 468.00                  | 0.00                 | 43432.00             |
| Digby #                               | 3026.00                             | <b>0.00</b>         | 1500.00              | 4526.00                  | 0.00                 | 0.00                    | 0.00                 | 0.00                 |
| Digby Neck Second Little River #      | 0.00                                | <b>0.00</b>         | 0.00                 | 0.00                     | 0.00                 | 0.00                    | 0.00                 | 0.00                 |
| First of Annapolis Royal              | 2000.00                             | <b>4.37</b>         | 1767.75              | 3767.75                  | 45780.97             | 115.00                  | 103.40               | 45999.37             |
| Freeport                              | 1000.00                             | <b>2.85</b>         | 25.00                | 1025.00                  | 35104.71             | 0.00                    | 1015.05              | 36119.76             |
| Granville Beach                       | 220.00                              | <b>1.96</b>         | 80.00                | 300.00                   | 11215.00             | 30.00                   | 0.00                 | 11245.00             |
| Granville Centre                      | 1750.00                             | <b>8.45</b>         | 1250.00              | 3000.00                  | 20699.23             | 0.00                    | 1317.18              | 22016.41             |
| Granville Ferry #                     | 500.00                              | <b>0.00</b>         | 0.00                 | 500.00                   | 0.00                 | 0.00                    | 0.00                 | 0.00                 |
| Hampton                               | 600.00                              | <b>4.26</b>         | 200.00               | 800.00                   | 14072.00             | 0.00                    | 0.00                 | 14072.00             |
| Hill Grove                            | 500.00                              | <b>0.72</b>         | 500.00               | 1000.00                  | 69806.58             | 0.00                    | 3337.80              | 73144.38             |
| Hillsburn                             | 125.00                              | <b>0.29</b>         | 0.00                 | 125.00                   | 43000.00             | 0.00                    | 0.00                 | 43000.00             |
| Inglisville                           | 100.00                              | <b>0.00</b>         | 100.00               | 200.00                   | 0.00                 | 0.00                    | 0.00                 | 0.00                 |
| United Baptist Church of Lawrencetown | 3800.00                             | <b>3.92</b>         | 250.00               | 4050.00                  | 96961.01             | 286.10                  | 2444.41              | 99691.52             |
| Lower Granville Field #               | 0.00                                | <b>0.00</b>         | 0.00                 | 0.00                     | 0.00                 | 0.00                    | 0.00                 | 0.00                 |
| Margaretsville                        | 370.55                              | <b>0.78</b>         | 35.00                | 405.55                   | 47710.61             | 1195.55                 | 386.00               | 49292.16             |
| Melvorn Square #                      | 3623.20                             | <b>0.00</b>         | 50.00                | 3673.20                  | 0.00                 | 0.00                    | 0.00                 | 0.00                 |
| Middleton #                           | 18277.50                            | <b>0.00</b>         | 6016.00              | 24293.50                 | 0.00                 | 0.00                    | 0.00                 | 0.00                 |
| New Tusket                            | 5555.00                             | <b>5.83</b>         | 1400.00              | 6955.00                  | 95237.60             | 2825.00                 | 7095.00              | 105157.60            |
| Nictaux                               | 7749.96                             | <b>8.35</b>         | 2314.00              | 10063.96                 | 92804.43             | 1024.60                 | 100.00               | 93929.03             |
| North Range #                         | 0.00                                | <b>0.00</b>         | 0.00                 | 0.00                     | 0.00                 | 0.00                    | 0.00                 | 0.00                 |
| Paradise                              | 4000.00                             | <b>4.16</b>         | 630.00               | 4630.00                  | 96103.00             | 4966.00                 | 2885.00              | 103954.00            |
| Parker's Cove %                       | 0.00                                | <b>0.00</b>         | 400.00               | 400.00                   | 0.00                 | 0.00                    | 0.00                 | 0.00                 |
| Plympton #                            | 0.00                                | <b>0.00</b>         | 200.00               | 200.00                   | 0.00                 | 0.00                    | 0.00                 | 0.00                 |
| Port Royal                            | 266.00                              | <b>1.50</b>         | 92.00                | 358.00                   | 17676.00             | 320.00                  | 0.00                 | 17996.00             |
| Port Wade                             | 505.50                              | <b>9.00</b>         | 235.00               | 740.50                   | 5613.61              | 110.00                  | 0.00                 | 5723.61              |
| Riverside <> #                        | 0.00                                | <b>0.00</b>         | 0.00                 | 0.00                     | 0.00                 | 0.00                    | 0.00                 | 0.00                 |
| Rossway                               | 0.00                                | <b>0.00</b>         | 0.00                 | 0.00                     | 16720.37             | 0.00                    | 796.00               | 17516.37             |
| Sandy Cove <>                         | 0.00                                | <b>0.00</b>         | 0.00                 | 0.00                     | 2052.03              | 0.00                    | 0.00                 | 2052.03              |
| Smith's Cove #                        | 8514.00                             | <b>0.00</b>         | 300.00               | 8814.00                  | 0.00                 | 0.00                    | 0.00                 | 0.00                 |
| St. Mary's Bay #                      | 0.00                                | <b>0.00</b>         | 0.00                 | 0.00                     | 0.00                 | 0.00                    | 0.00                 | 0.00                 |
| Tiverton #                            | 1906.00                             | <b>0.00</b>         | 0.00                 | 1906.00                  | 0.00                 | 0.00                    | 0.00                 | 0.00                 |
| Torbrook #                            | 1100.00                             | <b>0.00</b>         | 250.00               | 1350.00                  | 0.00                 | 0.00                    | 0.00                 | 0.00                 |
| Victoria Beach                        | 490.00                              | <b>5.66</b>         | 57.50                | 547.50                   | 8659.76              | 325.00                  | 0.00                 | 8984.76              |
| Victoria Vale                         | 3500.00                             | <b>8.26</b>         | 0.00                 | 3500.00                  | 42395.54             | 0.00                    | 0.00                 | 42395.54             |
| West Dalhousie #                      | 0.00                                | <b>0.00</b>         | 0.00                 | 0.00                     | 0.00                 | 0.00                    | 0.00                 | 0.00                 |
| Westport                              | 1570.00                             | <b>2.21</b>         | 129.65               | 1699.65                  | 70938.00             | 3956.80                 | 600.00               | 75494.80             |
| Wilmot                                | 4200.00                             | <b>5.66</b>         | 155.00               | 4355.00                  | 74182.55             | 500.00                  | 1000.00              | 75682.55             |
| Wilmot Mountain (Port Lorne) #        | 0.00                                | <b>0.00</b>         | 0.00                 | 0.00                     | 0.00                 | 0.00                    | 0.00                 | 0.00                 |
| <b>TOTAL</b>                          | <b>109442.97</b>                    | <b>8.16</b>         | <b>24390.15</b>      | <b>133833.12</b>         | <b>1341520.53</b>    | <b>19659.50</b>         | <b>29300.40</b>      | <b>1390480.43</b>    |

% Closed

\* Closing

<> Meets occasionally

# No annual report submitted



| NAME OF CHURCH                          | CONVENTION REVENUE                |                     |                      |                          | LOCAL CHURCH REVENUE |                         |                      |                      |
|---|-----------------------------------|---------------------|----------------------|--------------------------|----------------------|-------------------------|----------------------|----------------------|
|   | CABC Fund                         | % of Church Revenue | Supplemental Revenue | Total Convention Revenue | Church Revenue       | Missions & Benevolences | Other Church Revenue | Total Church Revenue |
| <b>REGION VIII</b>                      | <b>EASTERN VALLEY ASSOCIATION</b> |                     |                      |                          |                      |                         |                      |                      |
| Alton                                   | 3520.00                           | <b>3.52</b>         | 952.95               | 4472.95                  | 99988.28             | 6659.55                 | 4515.30              | 111163.13            |
| Arlington                               | 350.00                            | <b>1.33</b>         | 150.00               | 500.00                   | 26226.84             | 1250.00                 | 161.60               | 0.00                 |
| Avonport #                              | 1219.00                           | <b>0.00</b>         | 2195.00              | 3414.00                  | 0.00                 | 0.00                    | 0.00                 | 0.00                 |
| Aylesford                               | 1000.00                           | <b>0.32</b>         | 0.00                 | 1000.00                  | 310035.52            | 6720.00                 | 10543.97             | 327299.49            |
| Berwick                                 | 0.00                              | <b>0.00</b>         | 0.00                 | 0.00                     | 141716.00            | 1786.00                 | 0.00                 | 143502.00            |
| Bethany Memorial                        | 9500.02                           | <b>5.27</b>         | 2899.88              | 12399.90                 | 180270.00            | 1724.00                 | 1065.00              | 183059.00            |
| Billtown                                | 4000.00                           | <b>4.03</b>         | 0.00                 | 4000.00                  | 99295.07             | 2800.26                 |                      | 102095.33            |
| Black Rock                              | 1100.00                           | <b>0.00</b>         | 55.00                | 1155.00                  | 0.00                 | 0.00                    | 0.00                 | 0.00                 |
| Burlington                              | 0.00                              | <b>0.00</b>         | 0.00                 | 0.00                     | 18851.98             | 658.14                  | 0.00                 | 19510.12             |
| Cambridge                               | 750.00                            | <b>1.14</b>         | 0.00                 | 750.00                   | 65733.13             | 774.50                  | 510.00               | 67017.63             |
| Canning                                 | 1000.00                           | <b>1.44</b>         | 136.97               | 1136.97                  | 69642.00             | 137.00                  | 0.00                 | 69779.00             |
| Centreville                             | 6904.00                           | <b>2.55</b>         | 4392.88              | 11296.88                 | 271060.00            | 1123.00                 | 15179.00             | 287362.00            |
| Coldbrook #                             | 900.00                            | <b>0.00</b>         | 140.60               | 1040.60                  | 0.00                 | 0.00                    | 0.00                 | 0.00                 |
| Falmouth #                              | 2100.00                           | <b>0.00</b>         | 1875.00              | 3975.00                  | 0.00                 | 0.00                    | 0.00                 | 0.00                 |
| First Cornwallis                        | 3500.00                           | <b>4.64</b>         | 1438.00              | 4938.00                  | 75425.00             | 1650.00                 | 889.00               | 77964.00             |
| Forest Hill                             | 75.00                             | <b>0.54</b>         | 0.00                 | 75.00                    | 13829.49             | 0.00                    | 0.00                 | 13829.49             |
| Gaspereau #                             | 1761.00                           | <b>0.00</b>         | 280.80               | 2041.80                  | 0.00                 | 0.00                    | 0.00                 | 0.00                 |
| Hall's Harbour #                        | 700.00                            | <b>0.00</b>         | 0.00                 | 700.00                   | 0.00                 | 0.00                    | 0.00                 | 0.00                 |
| Hantsport                               | 3899.00                           | <b>3.22</b>         | 1315.00              | 5214.00                  | 121150.60            | 2927.87                 | 2165.98              | 126244.45            |
| Harmony                                 | 0.00                              | <b>0.00</b>         | 0.00                 | 0.00                     | 41944.00             | 2260.00                 | 492.00               | 44696.00             |
| Kempt (Summerville and Bramber)         | 530.00                            | <b>2.62</b>         | 249.00               | 779.00                   | 20212.05             | 260.60                  | 65.00                | 20537.65             |
| Kentville #                             | 18000.00                          | <b>0.00</b>         | 1797.34              | 19797.34                 | 0.00                 | 0.00                    | 0.00                 | 0.00                 |
| Kingston                                | 6209.00                           | <b>6.74</b>         | 2625.00              | 8834.00                  | 92186.07             | 561.42                  | 13316.00             | 106063.49            |
| Morristown                              | 5982.00                           | <b>6.34</b>         | 0.00                 | 5982.00                  | 94375.38             | 0.00                    | 0.00                 | 94375.38             |
| Mount Denson #                          | 430.00                            | <b>0.00</b>         | 0.00                 | 430.00                   | 0.00                 | 0.00                    | 0.00                 | 0.00                 |
| New Beginnings Christian Ministries #   | 0.00                              | <b>0.00</b>         | 0.00                 | 0.00                     | 0.00                 | 0.00                    | 0.00                 | 0.00                 |
| New Minas #                             | 28598.00                          | <b>0.00</b>         | 8670.00              | 37268.00                 | 0.00                 | 0.00                    | 0.00                 | 0.00                 |
| Newport (Scotch Village)                | 0.00                              | <b>0.00</b>         | 0.00                 | 0.00                     | 46516.36             | 1621.31                 | 0.00                 | 48137.67             |
| Pereaux                                 | 761.00                            | <b>1.03</b>         | 0.00                 | 761.00                   | 73692.00             | 0.00                    | 0.00                 | 73692.00             |
| Port Williams                           | 5633.00                           | <b>3.21</b>         | 1268.25              | 6901.25                  | 175610.00            | 14082.00                | 0.00                 | 189692.00            |
| South Rawdon                            | 2111.00                           | <b>4.20</b>         | 300.00               | 2411.00                  | 50231.40             | 0.00                    | 0.00                 | 50231.40             |
| Stoney Hill (Lockhartville) #           | 500.00                            | <b>0.00</b>         | 200.00               | 700.00                   | 0.00                 | 0.00                    | 0.00                 | 0.00                 |
| Third Horton (Canaan) #                 | 3419.00                           | <b>0.00</b>         | 200.00               | 3619.00                  | 0.00                 | 0.00                    | 0.00                 | 0.00                 |
| Scott's Bay Baptist Church Fellowship # | 0.00                              | <b>0.00</b>         | 0.00                 | 0.00                     | 0.00                 | 0.00                    | 0.00                 | 0.00                 |
| Upper Vaughan #                         | 1445.00                           | <b>0.00</b>         | 200.00               | 1645.00                  | 0.00                 | 0.00                    | 0.00                 | 0.00                 |
| Wallbrook #                             | 662.80                            | <b>0.00</b>         | 730.00               | 1392.80                  | 0.00                 | 0.00                    | 0.00                 | 0.00                 |
| Waterville                              | 470.00                            | <b>0.74</b>         | 0.00                 | 470.00                   | 63803.00             | 1343.00                 | 0.00                 | 65146.00             |
| West Brooklyn                           | 1049.00                           | <b>3.99</b>         | 0.00                 | 1049.00                  | 26265.66             | 0.00                    | 0.00                 | 26265.66             |
| White Rock #                            | 0.00                              | <b>0.00</b>         | 0.00                 | 0.00                     | 0.00                 | 0.00                    | 0.00                 | 0.00                 |
| Windsor #                               | 9658.25                           | <b>0.00</b>         | 3106.90              | 12765.15                 | 0.00                 | 0.00                    | 0.00                 | 0.00                 |
| Wolfville #                             | 11518.80                          | <b>0.00</b>         | 706.00               | 12224.80                 | 0.00                 | 0.00                    | 0.00                 | 0.00                 |
| Wolfville Ridge                         | 1500.00                           | <b>2.94</b>         | 0.00                 | 1500.00                  | 51048.00             | 0.00                    | 270.00               | 51318.00             |
| Woodville                               | 250.00                            | <b>0.82</b>         | 300.00               | 550.00                   | 30400.00             | 1012.00                 | 0.00                 | 0.00                 |
| <b>TOTAL</b>                            | <b>141004.87</b>                  | <b>6.24</b>         | <b>36184.57</b>      | <b>177189.44</b>         | <b>2259507.83</b>    | <b>49350.65</b>         | <b>49172.85</b>      | <b>2358031.33</b>    |

% Closed

\* Closing

<> Meets occasionally

# No annual report submitted

| NAME OF CHURCH                 | CONVENTION REVENUE                  |                     |                      |                          | LOCAL CHURCH REVENUE |                         |                      |                      |
|--------------------------------|-------------------------------------|---------------------|----------------------|--------------------------|----------------------|-------------------------|----------------------|----------------------|
|                                | CABC Fund                           | % of Church Revenue | Supplemental Revenue | Total Convention Revenue | Church Revenue       | Missions & Benevolences | Other Church Revenue | Total Church Revenue |
| <b>REGION VIII</b>             | <b>LUNENBURG-QUEENS ASSOCIATION</b> |                     |                      |                          |                      |                         |                      |                      |
| Aeon                           | 5000.00                             | <b>6.86</b>         | 0.00                 | 5000.00                  | 72849.58             | 0.00                    | 0.00                 | 72849.58             |
| Barss Corner                   | 2500.00                             | <b>3.80</b>         | 0.00                 | 2500.00                  | 65846.00             | 0.00                    | 0.00                 | 65846.00             |
| Big Tancook <>                 | 0.00                                | <b>0.00</b>         | 0.00                 | 0.00                     | 3890.00              | 0.00                    | 0.00                 | 3890.00              |
| Bridgewater                    | 29927.60                            | <b>2.82</b>         | 14205.00             | 44132.60                 | 1062540.00           | 15685.00                | 11784.00             | 1090009.00           |
| Brooklyn                       | 3750.00                             | <b>6.26</b>         | 1850.00              | 5600.00                  | 59870.22             | 585.00                  | 0.00                 | 60455.22             |
| Caledonia                      | 1076.00                             | <b>3.67</b>         | 635.00               | 1711.00                  | 29307.00             | 0.00                    | 0.00                 | 29307.00             |
| Canaan                         | 200.00                              | <b>6.45</b>         | 0.00                 | 200.00                   | 3101.96              | 100.00                  | 0.00                 | 3201.96              |
| Charleston #                   | 0.00                                | <b>0.00</b>         | 0.00                 | 0.00                     | 0.00                 | 0.00                    | 0.00                 | 0.00                 |
| Chelsea                        | 3250.00                             | <b>11.08</b>        | 500.00               | 3750.00                  | 29336.00             | 677.00                  | 600.00               | 30613.00             |
| Chester                        | 6000.00                             | <b>3.61</b>         | 1000.00              | 7000.00                  | 166284.23            | 3067.60                 | 0.00                 | 169351.83            |
| East Dalhousie <> #            | 0.00                                | <b>0.00</b>         | 0.00                 | 0.00                     | 0.00                 | 0.00                    | 0.00                 | 0.00                 |
| Emmanuel of Parkdale-Maplewood | 750.00                              | <b>1.46</b>         | 750.00               | 1500.00                  | 51344.80             | 2326.25                 | 1397.06              | 55068.11             |
| Greenfield                     | 1795.00                             | <b>2.50</b>         | 639.00               | 2434.00                  | 71740.00             | 0.00                    | 0.00                 | 71740.00             |
| Kempt                          | 1513.00                             | <b>3.84</b>         | 320.00               | 1833.00                  | 39448.90             | 0.00                    | 0.00                 | 39448.90             |
| Lapland #                      | 250.00                              | <b>0.00</b>         | 100.00               | 350.00                   | 0.00                 | 0.00                    | 0.00                 | 0.00                 |
| Liverpool                      | 3085.00                             | <b>2.36</b>         | 231.45               | 3316.45                  | 130570.00            | 4030.00                 | 24226.00             | 158826.00            |
| Mahone Bay #                   | 2812.60                             | <b>0.00</b>         | 0.00                 | 2812.60                  | 0.00                 | 0.00                    | 0.00                 | 0.00                 |
| Milton                         | 0.00                                | <b>0.00</b>         | 0.00                 | 0.00                     | 74283.00             | 560.00                  | 658.00               | 75501.00             |
| New Canada                     | 0.00                                | <b>0.00</b>         | 0.00                 | 0.00                     | 12340.76             | 150.00                  | 0.00                 | 12490.76             |
| New Cornwall                   | 4475.00                             | <b>6.70</b>         | 400.00               | 4875.00                  | 66783.22             | 5300.00                 | 0.00                 | 72083.22             |
| New Ross #                     | 2020.00                             | <b>0.00</b>         | 0.00                 | 2020.00                  | 0.00                 | 0.00                    | 0.00                 | 0.00                 |
| North Brookfield               | 505.00                              | <b>2.50</b>         | 0.00                 | 505.00                   | 20160.00             | 395.00                  | 0.00                 | 20555.00             |
| Northwest                      | 6393.25                             | <b>9.76</b>         | 540.00               | 6933.25                  | 65477.69             | 5082.75                 | 0.00                 | 70560.44             |
| Pleasantville                  | 6000.00                             | <b>2.64</b>         | 8000.00              | 14000.00                 | 226956.00            | 4617.00                 | 0.00                 | 231573.00            |
| Port Medway #                  | 25.00                               | <b>0.00</b>         | 0.00                 | 25.00                    | 0.00                 | 0.00                    | 0.00                 | 0.00                 |
| Port Mouton #                  | 4000.00                             | <b>0.00</b>         | 400.00               | 4400.00                  | 0.00                 | 0.00                    | 0.00                 | 0.00                 |
| South Brookfield (Zion)        | 1000.00                             | <b>4.83</b>         | 300.00               | 1300.00                  | 20714.96             | 708.00                  | 165.00               | 21587.96             |
| Springfield                    | 2000.00                             | <b>2.01</b>         | 350.00               | 2350.00                  | 99329.06             | 1066.00                 | 1881.00              | 102276.06            |
| Western Shore                  | 3897.00                             | <b>12.90</b>        | 0.00                 | 3897.00                  | 30209.00             | 1460.00                 | 0.00                 | 31669.00             |
| Westfield                      | 1500.00                             | <b>9.09</b>         | 300.00               | 1800.00                  | 16494.00             | 0.00                    | 1200.00              | 17694.00             |
| <b>TOTAL</b>                   | <b>93724.45</b>                     | <b>3.87</b>         | <b>30520.45</b>      | <b>124244.90</b>         | <b>2418876.38</b>    | <b>45809.60</b>         | <b>41911.06</b>      | <b>2506597.04</b>    |

% Closed

\* Closing

<> Meets occasionally

# No annual report submitted

| NAME OF CHURCH                 | CONVENTION REVENUE           |                     |                      |                          | LOCAL CHURCH REVENUE |                         |                      |                      |
|--------------------------------|------------------------------|---------------------|----------------------|--------------------------|----------------------|-------------------------|----------------------|----------------------|
|                                | CABC Fund                    | % of Church Revenue | Supplemental Revenue | Total Convention Revenue | Church Revenue       | Missions & Benevolences | Other Church Revenue | Total Church Revenue |
| <b>REGION IX</b>               | <b>SHELburne ASSOCIATION</b> |                     |                      |                          |                      |                         |                      |                      |
| Barrington Temple              | 1320.00                      | <b>2.14</b>         | 300.00               | 1620.00                  | 61626.83             | 1045.00                 | 1521.34              | 64193.17             |
| Bear Point                     | 2577.00                      | <b>7.33</b>         | 150.00               | 2727.00                  | 35174.13             | 497.00                  | 0.00                 | 35671.13             |
| Central Woods Harbour          | 0.00                         | <b>0.00</b>         | 0.00                 | 0.00                     | 10243.86             | 0.00                    | 0.00                 | 10243.86             |
| Centreville #                  | 100.00                       | <b>0.00</b>         | 100.00               | 200.00                   | 0.00                 | 0.00                    | 0.00                 | 0.00                 |
| Clark's Harbour 'Stone' Church | 2875.00                      | <b>2.96</b>         | 750.00               | 3625.00                  | 97114.20             | 1904.20                 | 1454.05              | 100472.45            |
| First Ragged Islands #         | 345.00                       | <b>0.00</b>         | 100.00               | 445.00                   | 0.00                 | 0.00                    | 0.00                 | 0.00                 |
| Jordan Falls                   | 814.00                       | <b>0.89</b>         | 668.45               | 1482.45                  | 90982.74             | 818.56                  | 0.00                 | 91801.30             |
| Lockeport #                    | 911.00                       | <b>0.00</b>         | 775.00               | 1686.00                  | 0.00                 | 0.00                    | 0.00                 | 0.00                 |
| Lower Woods Harbour (Calvary)  | 3160.00                      | <b>3.29</b>         | 2680.00              | 5840.00                  | 96054.06             | 9237.00                 | 0.00                 | 105291.06            |
| Newellton                      | 500.00                       | <b>1.45</b>         | 0.00                 | 500.00                   | 34486.70             | 0.00                    | 0.00                 | 34486.70             |
| Sable River                    | 155.00                       | <b>0.85</b>         | 0.00                 | 155.00                   | 18168.74             | 0.00                    | 0.00                 | 18168.74             |
| Shag Harbour #                 | 2860.00                      | <b>0.00</b>         | 2728.00              | 5588.00                  | 0.00                 | 0.00                    | 0.00                 | 0.00                 |
| Shelburne                      | 7400.00                      | <b>887.90</b>       | 1000.00              | 8400.00                  | 833.43               | 1550.00                 | 0.00                 | 2383.43              |
| South Side #                   | 0.00                         | <b>0.00</b>         | 0.00                 | 0.00                     | 0.00                 | 0.00                    | 0.00                 | 0.00                 |
| Stoney Island                  | 1157.50                      | <b>1.10</b>         | 570.00               | 1727.50                  | 105554.18            | 323.00                  | 0.00                 | 105877.18            |
| <b>TOTAL</b>                   | <b>24174.50</b>              | <b>4.39</b>         | <b>9821.45</b>       | <b>33995.95</b>          | <b>550238.87</b>     | <b>15374.76</b>         | <b>2975.39</b>       | <b>568589.02</b>     |
| <b>REGION IX</b>               | <b>YARMOUTH ASSOCIATION</b>  |                     |                      |                          |                      |                         |                      |                      |
| Argyle-Pubnico                 | 0.00                         | <b>0.00</b>         | 0.00                 | 0.00                     | 182050.00            | 9510.00                 | 2900.00              | 194460.00            |
| Bay View (Port Maitland) #     | 1466.00                      | <b>0.00</b>         | 1041.00              | 2507.00                  | 0.00                 | 0.00                    | 0.00                 | 0.00                 |
| Beaver River                   | 1000.00                      | <b>3.03</b>         | 1100.00              | 2100.00                  | 32984.00             | 713.00                  | 663.00               | 34360.00             |
| Carleton #                     | 0.00                         | <b>0.00</b>         | 0.00                 | 0.00                     | 0.00                 | 0.00                    | 0.00                 | 0.00                 |
| Cedar Lake <> #                | 0.00                         | <b>0.00</b>         | 0.00                 | 0.00                     | 0.00                 | 0.00                    | 0.00                 | 0.00                 |
| Hebron                         | 7500.00                      | <b>5.59</b>         | 290.00               | 7790.00                  | 134105.95            | 9491.00                 | 885.00               | 144481.95            |
| Kemptville                     | 2500.00                      | <b>3.12</b>         | 0.00                 | 2500.00                  | 80159.44             | 3802.24                 | 500.00               | 84461.68             |
| Lake George                    | 0.00                         | <b>0.00</b>         | 0.00                 | 0.00                     | 17530.41             | 716.80                  | 1365.10              | 19612.31             |
| New Heights                    | 7106.50                      | <b>7.20</b>         | 0.00                 | 7106.50                  | 98740.36             | 1028.50                 | 2500.00              | 102268.86            |
| Pleasant Lake                  | 1000.00                      | <b>2.82</b>         | 500.00               | 1500.00                  | 35500.00             | 650.00                  | 0.00                 | 36150.00             |
| Pleasant Valley                | 1970.00                      | <b>2.89</b>         | 400.00               | 2370.00                  | 68185.00             | 0.00                    | 0.00                 | 68185.00             |
| Sandford #                     | 2500.00                      | <b>0.00</b>         | 100.00               | 2600.00                  | 0.00                 | 0.00                    | 0.00                 | 0.00                 |
| South Ohio %                   | 775.00                       | <b>0.00</b>         | 0.00                 | 775.00                   | 0.00                 | 0.00                    | 0.00                 | 0.00                 |
| Temple                         | 2018.00                      | <b>4.18</b>         | 400.00               | 2418.00                  | 48237.75             | 976.16                  | 0.00                 | 49213.91             |
| Yarmouth North                 | 9299.50                      | <b>6.10</b>         | 1840.00              | 11139.50                 | 152488.00            | 0.00                    | 0.00                 | 152488.00            |
| Zion %                         | 207.96                       | <b>0.00</b>         | 75.62                | 283.58                   | 0.00                 | 0.00                    | 0.00                 | 0.00                 |
| <b>TOTAL</b>                   | <b>37342.96</b>              | <b>4.39</b>         | <b>5746.62</b>       | <b>43089.58</b>          | <b>849980.91</b>     | <b>26887.70</b>         | <b>8813.10</b>       | <b>885681.71</b>     |

% Closed

\* Closing

<> Meets occasionally

# No annual report submitted

| NAME OF ASSOCIATION                          | CONVENTION REVENUE  |                     |                      |                          | LOCAL CHURCH REVENUE |                         |                      |                      |
|--|---------------------|---------------------|----------------------|--------------------------|----------------------|-------------------------|----------------------|----------------------|
|  | CABC Fund           | % of Church Revenue | Supplemental Revenue | Total Convention Revenue | Church Revenue       | Missions & Benevolences | Other Church Revenue | Total Church Revenue |
| <b>STATISTICAL SUMMARY</b>                   |                     |                     |                      |                          |                      |                         |                      |                      |
| January 1 - December 31 2014                 |                     |                     |                      |                          |                      |                         |                      |                      |
| <b>REGION I</b>                              |                     |                     |                      |                          |                      |                         |                      |                      |
| Saint John Kings                             | 222711.70           | 5.98                | 83165.27             | 305876.97                | 3721877.77           | 419052.86               | 94587.64             | 4235518.27           |
| Southwestern                                 | 71316.94            | 7.61                | 19343.63             | 90660.57                 | 937246.44            | 16809.99                | 13720.55             | 967776.98            |
| <b>REGION I TOTALS</b>                       | <b>294,028.64</b>   | <b>6.31</b>         | <b>102,508.90</b>    | <b>396,537.54</b>        | <b>4,659,124.21</b>  | <b>435,862.85</b>       | <b>108,308.19</b>    | <b>5,203,295.25</b>  |
| <b>REGION II</b>                             |                     |                     |                      |                          |                      |                         |                      |                      |
| Northwestern                                 | 171061.00           | 7.47                | 26709.27             | 197,770.27               | 2289279.20           | 224400.88               | 44077.48             | 2557757.56           |
| York   | 216788.73           | 7.02                | 43812.33             | 260,601.06               | 3087603.77           | 165241.50               | 59001.35             | 3311846.62           |
| Queens-Sunbury                               | 117653.31           | 5.25                | 7648.45              | 125,301.76               | 2240899.35           | 106100.42               | 74404.29             | 2,421,404.06         |
| <b>REGION II TOTALS</b>                      | <b>505,503.04</b>   | <b>6.64</b>         | <b>78,170.05</b>     | <b>583,673.09</b>        | <b>7,617,782.32</b>  | <b>495,742.80</b>       | <b>177,483.12</b>    | <b>8,291,008.24</b>  |
| <b>REGION III</b>                            |                     |                     |                      |                          |                      |                         |                      |                      |
| Albert                                       | 96217.20            | 4.31                | 19322.77             | 115539.97                | 2232416.85           | 82280.27                | 39188.87             | 2353885.99           |
| Miramichi-North Shore                        | 70829.20            | 6.09                | 9077.87              | 79907.07                 | 1162649.33           | 7105.06                 | 36315.78             | 1206070.17           |
| Westmorland-Kent                             | 246353.45           | 5.14                | 18445.02             | 264798.47                | 4792677.83           | 83673.56                | 407242.00            | 5283593.39           |
| <b>REGION III TOTALS</b>                     | <b>413,399.85</b>   | <b>5.05</b>         | <b>46,845.66</b>     | <b>460,245.51</b>        | <b>8,187,744.01</b>  | <b>173,058.89</b>       | <b>482,746.65</b>    | <b>8,843,549.55</b>  |
| <b>REGION IV</b>                             |                     |                     |                      |                          |                      |                         |                      |                      |
| Prince Edward Island                         | 120505.34           | 5.44                | 24239.03             | 144744.37                | 2214286.36           | 62356.34                | 59446.75             | 2336089.45           |
| <b>REGION IV TOTALS</b>                      | <b>120,505.34</b>   | <b>5.44</b>         | <b>24,239.03</b>     | <b>144,744.37</b>        | <b>2,214,286.36</b>  | <b>62,356.34</b>        | <b>59,446.75</b>     | <b>2,336,089.45</b>  |
| <b>REGION V</b>                              |                     |                     |                      |                          |                      |                         |                      |                      |
| Newfoundland & Labrador                      | 38650.00            | 8.61                | 0.00                 | 38650.00                 | 449083.00            | 18945.00                | 11969.00             | 479997.00            |
| Cape Breton                                  | 11785.36            | 5.53                | 1604.00              | 13389.36                 | 212984.50            | 11085.00                | 1652.31              | 225721.81            |
| Antigonish-Guysborough                       | 4990.00             | 3.12                | 3857.00              | 8847.00                  | 159911.95            | 545.00                  | 712.00               | 161168.95            |
| <b>REGION V TOTALS</b>                       | <b>55,425.36</b>    | <b>6.74</b>         | <b>5,461.00</b>      | <b>60,886.36</b>         | <b>821,979.45</b>    | <b>30,575.00</b>        | <b>14,333.31</b>     | <b>866,887.76</b>    |
| <b>REGION VI</b>                             |                     |                     |                      |                          |                      |                         |                      |                      |
| Cumberland                                   | 32116.17            | 7.26                | 6301.75              | 38417.92                 | 529129.42            | 4084.00                 | 15123.54             | 548336.96            |
| Colchester-Pictou                            | 91657.65            | 11.20               | 18070.05             | 109727.70                | 979381.31            | 134398.33               | 5460.00              | 1119239.64           |
| Halifax                                      | 145509.74           | 6.88                | 46600.43             | 192110.17                | 2793818.73           | 63580.73                | 92482.54             | 2949882.00           |
| <b>REGION VI TOTALS</b>                      | <b>269,283.56</b>   | <b>6.26</b>         | <b>70,972.23</b>     | <b>340,255.79</b>        | <b>4,302,329.46</b>  | <b>202,063.06</b>       | <b>113,066.08</b>    | <b>4,617,458.60</b>  |
| <b>REGION VII</b>                            |                     |                     |                      |                          |                      |                         |                      |                      |
| African                                      | 16350.50            | 1.62                | 1992.55              | 18343.05                 | 1009433.53           | 15226.53                | 14598.27             | 1039258.33           |
| <b>REGION VII TOTALS</b>                     | <b>16,350.50</b>    | <b>1.62</b>         | <b>1,992.55</b>      | <b>18,343.05</b>         | <b>1,009,433.53</b>  | <b>15,226.53</b>        | <b>14,598.27</b>     | <b>1,039,258.33</b>  |
| <b>REGION VIII</b>                           |                     |                     |                      |                          |                      |                         |                      |                      |
| Annapolis-Digby                              | 109442.97           | 8.16                | 24390.15             | 133833.12                | 1341520.53           | 19659.50                | 29300.40             | 1390480.43           |
| Eastern Valley                               | 141004.87           | 6.24                | 36184.57             | 177189.44                | 2259507.83           | 49350.65                | 49172.85             | 2358031.33           |
| <b>REGION VIII TOTALS</b>                    | <b>250,447.84</b>   | <b>6.95</b>         | <b>60,574.72</b>     | <b>311,022.56</b>        | <b>3,601,028.36</b>  | <b>69,010.15</b>        | <b>78,473.25</b>     | <b>3,748,511.76</b>  |
| <b>REGION IX</b>                             |                     |                     |                      |                          |                      |                         |                      |                      |
| Lunenburg-Queens                             | 93724.45            | 3.87                | 30520.45             | 124244.90                | 2418876.38           | 45809.60                | 41911.06             | 2506597.04           |
| Shelburne                                    | 24174.50            | 4.39                | 9821.45              | 33995.95                 | 550238.87            | 15374.76                | 2975.39              | 568589.02            |
| Yarmouth                                     | 37342.96            | 4.39                | 5746.62              | 43089.58                 | 849980.91            | 26887.70                | 8813.10              | 3,075,186.06         |
| <b>REGION IX TOTALS</b>                      | <b>155,241.91</b>   | <b>4.06</b>         | <b>46,088.52</b>     | <b>201,330.43</b>        | <b>3,819,096.16</b>  | <b>88,072.06</b>        | <b>53,699.55</b>     | <b>6,150,372.12</b>  |
| <b>INDIVIDUAL GIVING &amp; OTHER SOURCES</b> |                     |                     |                      |                          |                      |                         |                      |                      |
| <b>GRAND TOTALS 2014</b>                     | <b>2,157,356.87</b> | <b>5.95</b>         | <b>492,143.44</b>    | <b>2,649,500.31</b>      | <b>36,232,803.86</b> | <b>1,571,967.68</b>     | <b>1,102,155.17</b>  | <b>41,096,431.06</b> |
| Grand Totals 2013                            | 2,220,410.27        | 5.38                | 524,993.21           | 2,745,403.48             | 41,283,096.36        | 1,286,845.75            | 2,172,830.06         | 44,359,873.66        |
| Grand Totals 2012                            | 2,207,181.43        | 6.55                | 633,815.43           | 2,840,996.86             | 33,673,638.75        | 3,720,206.52            | 1,355,536.88         | 38,834,982.47        |
| Grand Totals 2011                            | 2,291,944.17        | 4.13                | 427,654.29           | 2,539,982.21             | 41,505,321.97        | 5,197,301.16            | 1,080,347.56         | 41,618,570.54        |
| Grand Totals 2010                            | 2,250,590.28        | 4.88                | 662,621.46           | 2,913,211.74             | 46,099,872.98        | 5,353,225.19            | 1,466,508.30         | 46,691,539.01        |
| Grand Totals 2009                            | 2,403,146.98        | 5.89                | 578,585.78           | 2,981,732.76             | 40,774,777.25        | 4,462,458.99            | 1,831,584.24         | 42,606,361.49        |
| Grand Totals 2008                            | 2,485,227.35        | 6.08                | 568,502.87           | 3,053,730.22             | 40,894,676.13        | 5,171,588.33            | 1,324,496.68         | 42,219,172.81        |
| Grand Totals 2007                            | 2,592,983.17        | 6.21                | 539,897.37           | 3,132,880.54             | 41,763,244.69        | 5,045,186.99            | 1,504,302.61         | 43,267,547.30        |
| Grand Totals 2006                            | 2,579,970.57        | 6.32                | 568,256.57           | 3,148,227.14             | 40,832,609.49        | 4,763,067.91            | 1,556,841.92         | 42,389,451.41        |
| Grand Totals 2005                            | 2,462,001.31        | 6.38                | 682,213.05           | 3,144,214.36             | 38,615,183.43        | 5,002,572.83            | 1,537,448.33         | 40,152,631.76        |
| Grand Totals 2004                            | 2,533,266.37        | 6.71                | 619,609.94           | 3,152,876.31             | 37,727,113.83        | 4,694,644.58            | 1,637,950.32         | 39,365,064.15        |
| Grand Totals 2003                            | 2,396,360.55        | 6.90                | 566,528.36           | 2,962,888.91             | 34,715,363.86        | 4,579,741.89            | 1,742,296.43         | 36,457,660.29        |

2014 – 309/450 Churches submitted Annual Church Reports  
 2013 – 321/450 Churches submitted Annual Church Reports

**NOTE: Supplemental revenue are donations from churches to the following CABC affiliated organizations –Atlantic Baptist Mission Board, Pension and Insurance Board, Canadian Baptist Ministries, Acadia Divinity College, Crandall University, Halifax Hospital Chaplaincy and Saint John-Kings Hospital Chaplaincy. The donation comes to the CABC and we pass every dollar on to the designated organizations.**

% Closed      \* Closing      <> Meets occasionally      # No annual report submitted



# OASIS

Refreshment for the Journey

The 169<sup>th</sup> Annual  
Assembly of the Convention  
of Atlantic Baptist Churches

August 20-23, 2015 • Acadia University, Wolfville, NS



**Ed Stetzer**  
*Keynote Speaker*



**Fraser Campbell & Band**  
*Worship Leader*



**Dr. Peter Reid**  
*Keynote Speaker*



CONVENTION OF  
ATLANTIC  
BAPTIST CHURCHES  
*Healthy churches. Missional churches.*

[oasis.baptist-atlantic.ca](http://oasis.baptist-atlantic.ca)